



SEPTEMBER 22, 2022

PORTAGE COUNTY

Investment Strategy Update

PRESENTED BY:

EILEEN STANIC, CTP
REGIONAL DIRECTOR, ADVISORY SERVICES



MEEDER
PUBLIC FUNDS

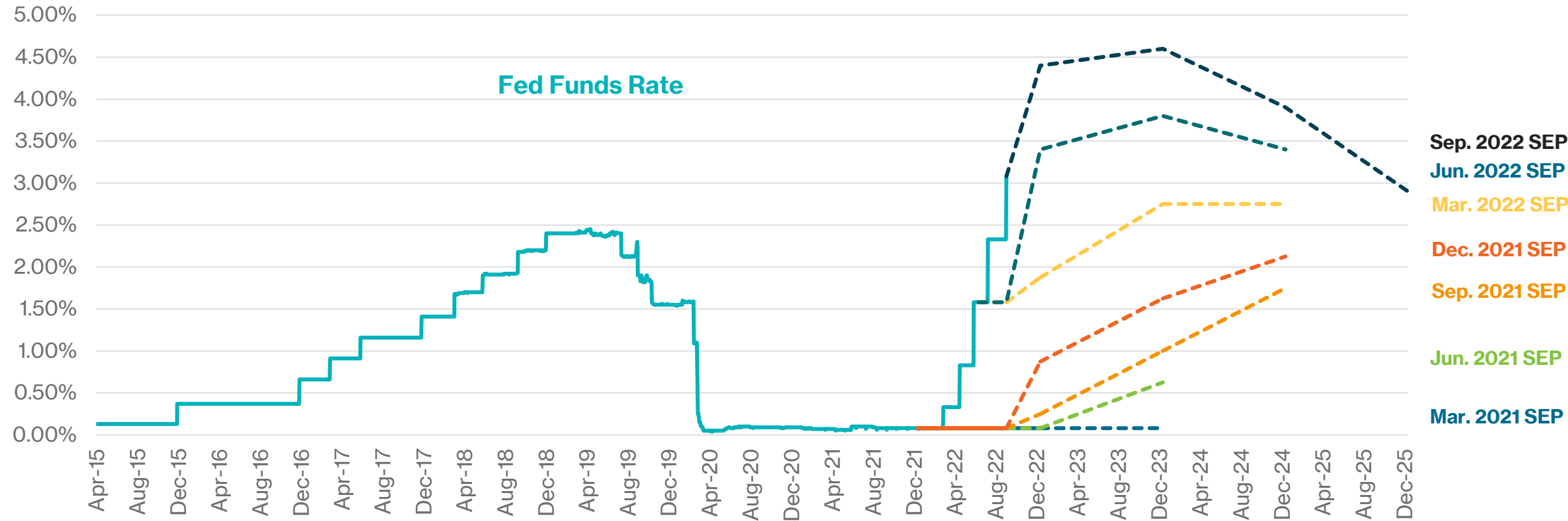


ECONOMIC UPDATE

Fed's Evolving Rate Plans

Fed's Rate Outlook Evolved Amid Persistent Inflation Pressures And A Faster Decline In Unemployment

Fed Rate Projections (Median) By Meeting



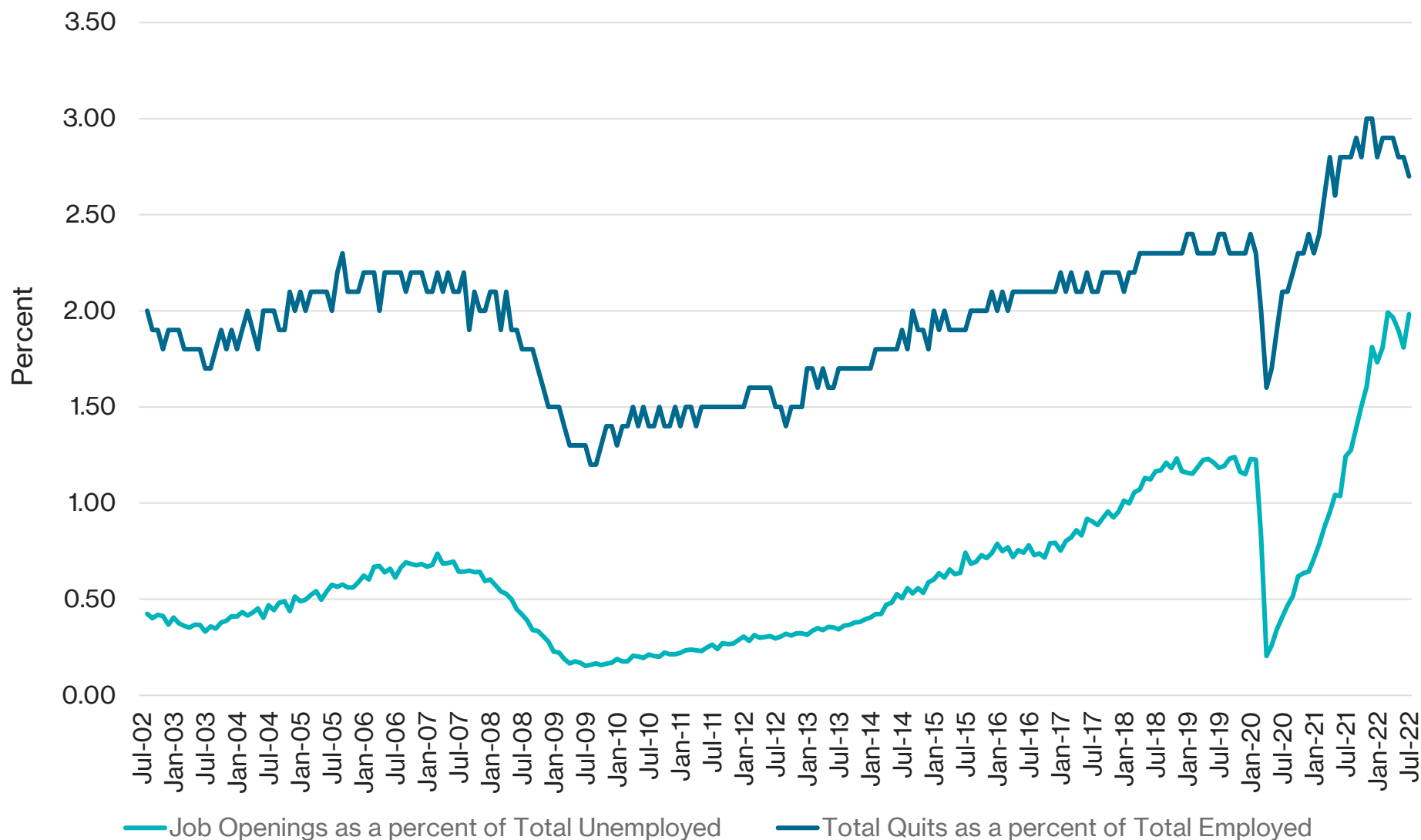
SOURCE: FEDERAL RESERVE

FEDERAL RESERVE EXPECTATIONS

SUMMARY OF ECONOMIC PROJECTIONS

		2022	2023	2024	2025	LONGER RUN
REAL GDP	SEP 22	0.2%	1.2%	1.7%	1.8%	1.8%
	Jun 22	1.7%	1.7%	1.9%		1.8%
UNEMPLOYMENT RATE	SEP 22	3.8%	4.4%	4.4%	4.3%	4.0%
	Jun 22	3.7%	3.9%	4.1%		4.0%
CORE PCE	SEP 22	4.5%	3.1%	2.3%	2.1%	
	Jun 22	4.3%	2.7%	2.3%		
FED FUNDS RATE	SEP 22	4.4%	4.6%	3.9%	2.9%	2.5%
	Jun 22	3.4%	3.8%	3.4%		2.5%

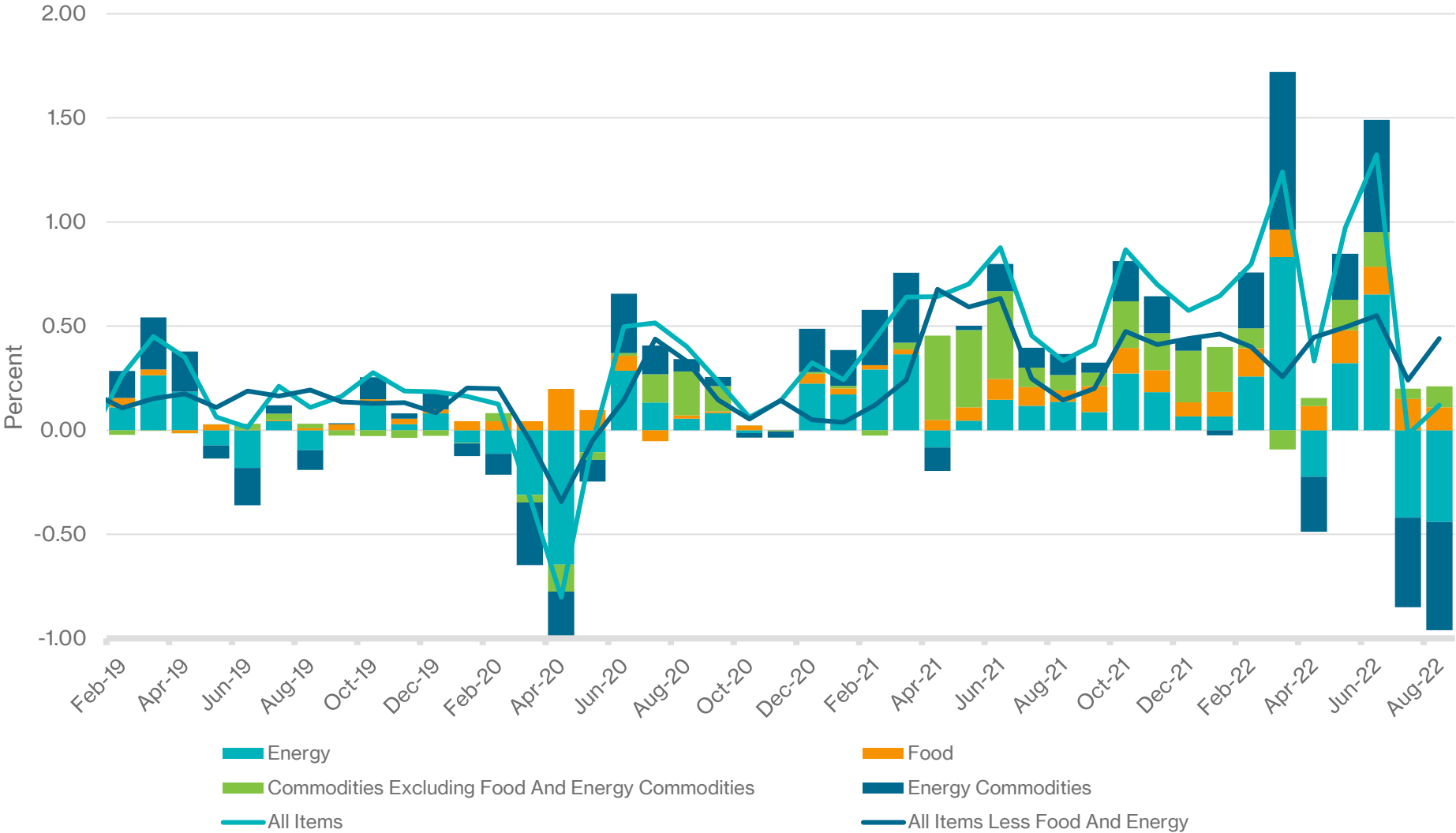
LABOR MARKET REMAINS TIGHT



- Job openings far exceed the number of unemployed workers by a ratio of almost 2 to 1
- Employers saw record levels of job openings and workers quitting in March, follow by a minor drop in April and May
- Labor-market tightness could put pressure on higher wages

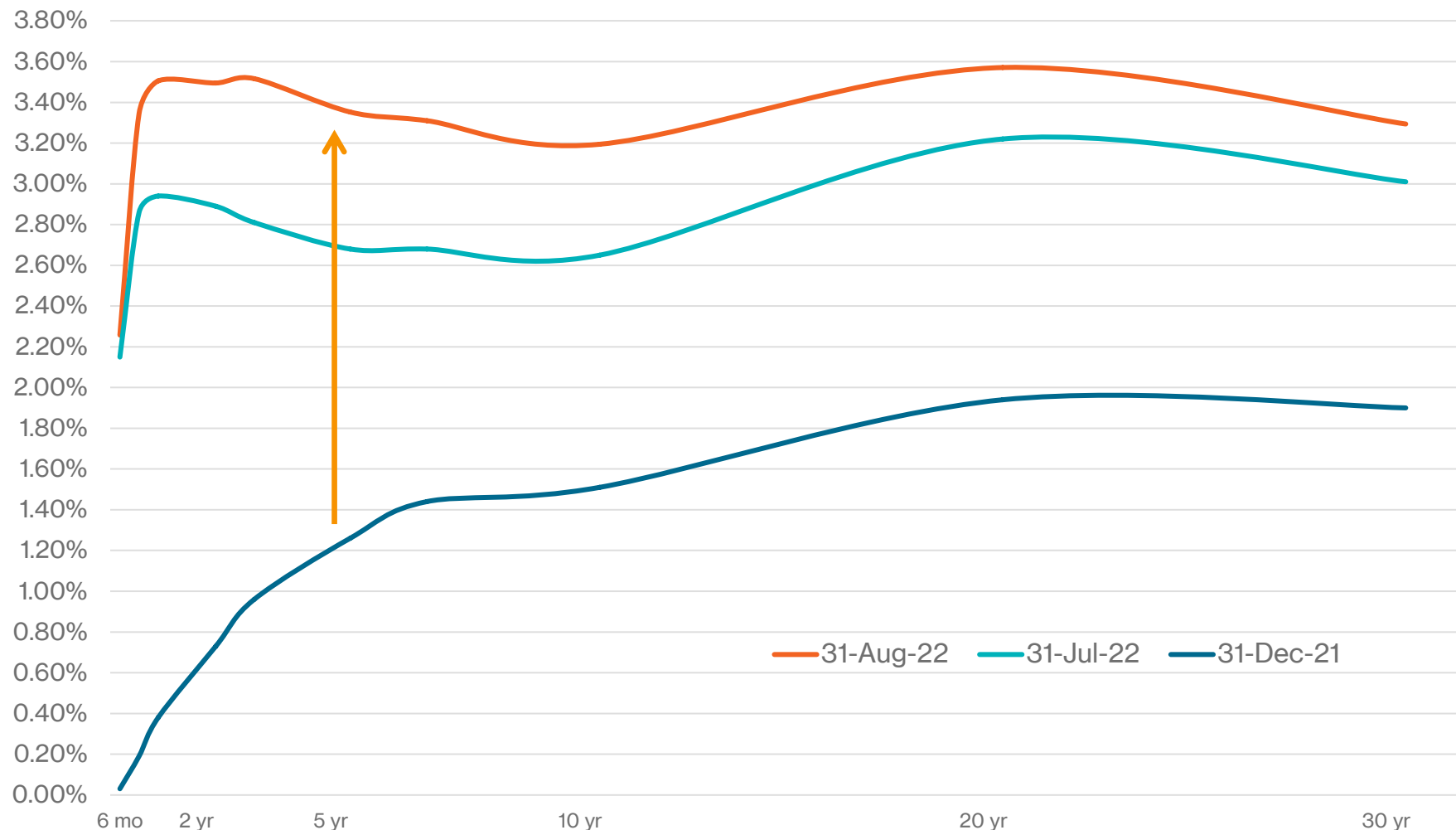
INFLATION REMAINS ELEVATED

Consumer Price Index (CPI) Month over Month



- Year over year Consumer price index stood at 8.3% in August with the core excluding volatile food and energy at 6.3%
- Fed's preferred measure of inflation, PCE index registered 6.3% with the core measure at 4.6%
- Fed highly attentive to inflation risks

US TREASURY YIELD CURVES



- Yield curve reflects Fed's guidance on faster pace of rate hikes
- Shape of the curve has flattened due to increased risk of recession
- Yield curve inversion as 2-year to 10-year spreads are negative

SOURCE: BLOOMBERG AS OF 08/31/2022



PORTFOLIO REVIEW

Current Portfolio

PORTAGE COUNTY portfolio as of 8/31/2022

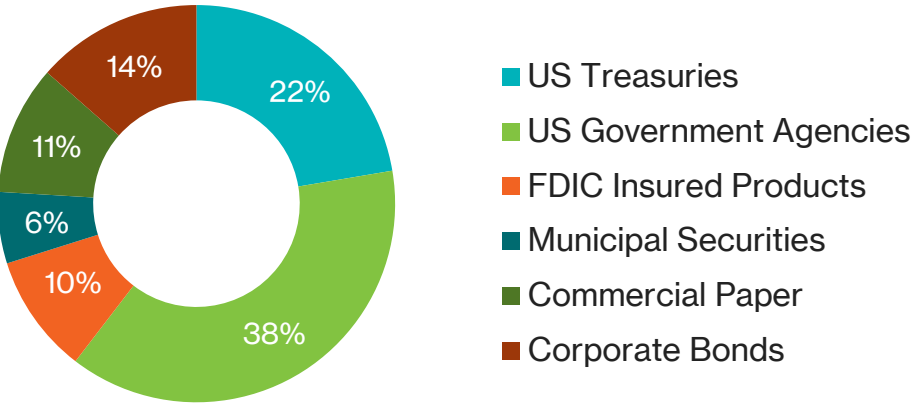
Your Portfolio

Cash	\$87,362,812
Securities	\$136,779,975
Total	\$224,142,787

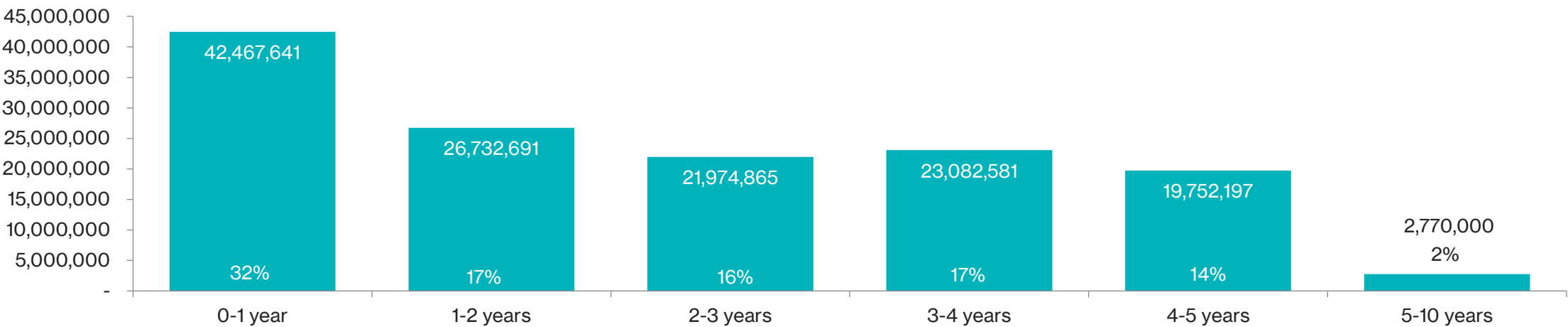
Your Securities

Weighted Average Maturity	2.16 years
Weighted Average Yield	1.57%
Estimated Annual Interest Income	\$2,147,446
Interest Received for the Period	\$282,569
Interest Received Year-to-Date	\$686,148

Your Asset Allocation



Your Maturity Distribution



YIELD AND INTEREST INCOME INFORMATION IS ANNUALIZED. ALL YIELD INFORMATION IS SHOWN GROSS OF ANY ADVISORY AND CUSTODY FEES AND IS BASED ON YIELD TO MATURITY AT COST. PAST PERFORMANCE IS NOT A GUARANTEE OF FUTURE RESULTS.

Recent Purchases

Purchases from 6/1/2022 - 8/31/2022



SETTLEMENT DATE	CUSIP	PAR	SECURITY TYPE	ISSUER	YIELD	MATURITY DATE
6/8/2022	91282CET4	\$ 1,470,000	US Treasury	UST 2.625% 05/31/2027	2.97%	5/31/2027
6/29/2022	2254EBQQ7	\$ 2,300,000	Commercial Paper	Credit Suisse AG 03/24/2023	3.41%	3/24/2023
6/30/2022	91282CEF4	\$ 2,000,000	US Treasury	UST 2.500% 03/31/2027	3.21%	3/31/2027
6/30/2022	912828B66	\$ 1,300,000	US Treasury	UST 2.750% 02/15/2024	3.02%	2/15/2024
6/30/2022	9128285U0	\$ 1,300,000	US Treasury	UST 2.625% 12/31/2023	3.02%	12/31/2023
6/30/2022	912828V80	\$ 1,300,000	US Treasury	UST 2.250% 01/31/2024	3.03%	1/31/2024
6/30/2022	9128284F4	\$ 1,000,000	US Treasury	UST 2.625% 03/31/2025	3.11%	3/31/2025
6/30/2022	9128283Z1	\$ 1,000,000	US Treasury	UST 2.750% 02/28/2025	3.13%	2/28/2025
6/30/2022	3135G06L2	\$ 2,000,000	US Government Agency	FNMA 0.875% 12/18/226	3.46%	12/18/2026
6/30/2022	2254EBQQ7	\$ 2,300,000	Commercial Paper	Credit Suisse AG 03/24/2023	3.38%	3/24/2023
6/30/2022	3133ENZK9	\$ 2,500,000	US Government Agency	FFCB 3.240% 06/28/2027	3.29%	6/28/2027
6/30/2022	3133EJV97	\$ 1,300,000	US Government Agency	FFCB 3.125% 11/26/2024	3.17%	11/26/2024
6/30/2022	17330PNQ8	\$ 1,800,000	Corporate Bond	Citigroup Global Markets Holdings Inc. 3.800% 07/30/2023	3.80%	7/30/2023
6/30/2023	3130ALCE2	\$ 2,000,000	US Government Agency	FHLB 0.920% 02/26/2027	3.46%	2/26/2027

Yield and Interest Income information is annualized. All yield information is shown gross of any advisory and custody fees and is based on yield to maturity at cost. Past performance is not a guarantee of future results.

Recent Purchases

Purchases from 6/1/2022 - 8/31/2022

SETTLEMENT DATE	CUSIP	PAR	SECURITY TYPE	ISSUER	YIELD	MATURITY DATE
7/1/2022	69371RQ90	\$ 1,278,000	Corporate Bond	PACCAR Financial Corp. 0.350% 08/11/2023	3.27%	8/11/2023
7/1/2022	14913R2P1	\$ 1,000,000	Corporate Bond	Caterpillar Financial Services Corporation 0.600% 09/13/2024	3.49%	9/13/2024
7/1/2022	06406RAS6	\$ 1,500,000	Corporate Bond	The Bank of New York Mellon Corporation 0.500% 04/26/2024	3.40%	4/26/2024
7/12/2022	91282CEU1	\$ 1,500,000	US Treasury	UST 2.875% 06/15/2025	3.07%	6/15/2025
7/12/2022	3130AQGT4	\$ 1,240,000	US Government Agency	FHLB 1.100% 01/13/2025	3.21%	1/13/2025
8/5/2022	06740KQZ3	\$ 245,000	Negotiable Certificate of Deposit	Barclays Bank of Delaware 3.500% 07/28/2025	3.53%	7/28/2025
8/5/2022	02007GXF5	\$ 245,000	Negotiable Certificate of Deposit	Ally Bank 3.400% 08/04/2025	3.46%	8/4/2025
8/8/2022	254673P26	\$ 245,000	Negotiable Certificate of Deposit	Discover Bank 3.400% 08/08/2025	3.42%	8/8/2025
8/25/2022	3130ASFW2	\$ 880,000	US Government Agency	FHLB 3.700% 08/25/2027	3.70%	8/25/2027
8/31/2022	91282CFB2	\$ 480,000	US Treasury	UST 2.750% 07/31/2027	3.30%	7/31/2027
		\$ 32,183,000			3.30%	

Yield and Interest Income information is annualized. All yield information is shown gross of any advisory and custody fees and is based on yield to maturity at cost. Past performance is not a guarantee of future results.

Year-end Investment Statistics

2006 - 2022



	PORTFOLIO SIZE	WEIGHTED AVERAGE MATURITY	WEIGHTED AVERAGE YIELD	ANNUALIZED INTEREST INCOME
2006	\$72,050,000	1.52 years	5.17%	\$3,724,985
2007	\$78,505,000	2.00 years	5.12%	\$4,019,456
2008	\$86,875,000	1.76 years	3.94%	\$3,422,875
2009	\$69,500,000	1.38 years	2.98%	\$2,071,100
2010	\$81,696,811	1.76 years	1.97%	\$1,609,427
2011	\$76,281,811	1.50 years	1.13%	\$861,984
2012	\$77,840,000	1.40 years	0.84%	\$653,856
2013	\$74,810,000	1.75 years	0.64%	\$478,784
2014	\$85,371,000	2.56 years	1.17%	\$998,840
2015	\$89,201,000	2.74 years	1.36%	\$1,213,134
2016	\$90,389,816	2.00 years	1.35%	\$1,220,262
2017	\$91,518,238	2.67 years	1.74%	\$1,609,817
2018	\$93,112,004	1.86 years	2.00%	\$1,862,240
2019	\$92,337,000	2.28 years	1.87%	\$1,726,702
2020	\$101,339,000	2.59 years	0.95%	\$962,721
2021	\$99,159,189	2.34 years	0.93%	\$922,180
2022 (as of 8/31/2022)	\$136,779,975	2.16 years	1.57%	\$2,147,446

Yield and Interest Income information is annualized. All yield information is shown gross of any advisory and custody fees and is based on yield to maturity at cost. Past performance is not a guarantee of future results.



PORTFOLIO HOLDINGS

8/31/2022

Portage County Operating Account

POSITION STATEMENT

As of August 31, 2022



CUSIP	Security Description	Trade Date/ Settlement Date	Par Value	Principal Cost/ Purchased Interest	Total Cost	Yield at Cost	Maturity/ Duration	Market Price/ Market Value	Unrealized Gain/ (Loss)	% of Assets	Moody's/ S&P Rating
Cash and Cash Equivalents											
00119CASH	Chase Savings	8/31/2022 8/31/2022	\$33,249.60	\$33,249.60	\$33,249.60	0.07%	0.003 0.003	\$1.00 \$33,249.60	\$0.00	0.02%	
00232CASH	Home Savings (Premier Bank)	8/31/2022 8/31/2022	\$5,283,575.03	\$5,283,575.03	\$5,283,575.03	2.36%	0.003 0.003	\$1.00 \$5,283,575.03	\$0.00	2.41%	
00268CASH	Portage Community	8/31/2022 8/31/2022	\$666,810.95	\$666,810.95	\$666,810.95	0.20%	0.003 0.003	\$1.00 \$666,810.95	\$0.00	0.30%	
31846V567	First American Funds, Inc.	8/31/2022 8/31/2022	\$288,432.74	\$288,432.74	\$288,432.74	2.01%	0.003 0.003	\$1.00 \$288,432.74	\$0.00	0.13%	AAAm
STAROHIO	STAR Ohio XX982	8/31/2022 8/31/2022	\$81,379,175.95	\$81,379,175.95	\$81,379,175.95	2.36%	0.003 0.003	\$1.00 \$81,379,175.95	\$0.00	37.11%	AAAm
SubTotal			\$87,651,244.27	\$87,651,244.27	\$87,651,244.27	2.34%		\$87,651,244.27	\$0.00	39.97%	
Agency Bond											
3133EL6R0	FFCB 0.150% 09/09/2022	9/14/2020 9/15/2020	\$510,000.00	\$509,796.00	\$509,796.00	0.17%	0.025 0.027	\$99.94 \$509,678.70	(\$117.30)	0.23%	Aaa AA+
3133EL6R0	FFCB 0.150% 09/09/2022	9/15/2020 9/16/2020	\$250,000.00	\$249,882.50	\$249,882.50	0.17%	0.025 0.027	\$99.94 \$249,842.50	(\$40.00)	0.11%	Aaa AA+
3133EKY91	FFCB 1.375% 10/11/2022	10/8/2019 10/11/2019	\$765,000.00	\$763,768.35	\$763,768.35	1.43%	0.112 0.113	\$99.82 \$763,600.05	(\$168.30)	0.35%	Aaa AA+
3133ELG81	FFCB 0.300% 06/08/2023	6/12/2020 6/15/2020	\$500,000.00	\$499,835.00	\$499,835.00	0.31%	0.770 0.758	\$97.61 \$488,055.00	(\$11,780.00)	0.22%	Aaa AA+
3135G05V1	FNMA 0.360% 08/18/2023	8/13/2020 8/19/2020	\$1,400,000.00	\$1,399,860.00	\$1,399,860.00	0.36%	0.964 0.947	\$96.76 \$1,354,682.00	(\$45,178.00)	0.62%	Aaa AA+
3133EL6J8	FFCB 0.220% 09/08/2023	9/4/2020 9/8/2020	\$2,100,000.00	\$2,097,060.00	\$2,097,060.00	0.27%	1.022 1.004	\$96.57 \$2,027,886.00	(\$69,174.00)	0.92%	Aaa AA+
3133EK3M6	FFCB 1.625% 10/23/2023	10/15/2019 10/23/2019	\$3,000,000.00	\$2,997,660.00	\$2,997,660.00	1.65%	1.145 1.115	\$97.92 \$2,937,480.00	(\$60,180.00)	1.34%	Aaa AA+
3133EK4X1	FFCB 1.600% 11/01/2023	10/24/2019 11/1/2019	\$2,905,000.00	\$2,902,530.75	\$2,902,530.75	1.62%	1.170 1.139	\$97.75 \$2,839,492.25	(\$63,038.50)	1.29%	Aaa AA+
3130AB3H7	FHLB 2.375% 03/08/2024	4/25/2019 4/26/2019	\$440,000.00	\$439,793.20	\$439,793.20	2.39%	1.521 1.460	\$98.26 \$432,352.80	(\$7,440.40)	0.20%	Aaa AA+
3133EKGD2	FFCB 2.300% 04/05/2024	4/3/2019 4/5/2019	\$875,000.00	\$871,307.50	\$871,307.50	2.39%	1.597 1.537	\$98.17 \$858,943.75	(\$12,363.75)	0.39%	Aaa AA+

Portage County Operating Account

POSITION STATEMENT

As of August 31, 2022



CUSIP	Security Description	Trade Date/ Settlement Date	Par Value	Principal Cost/ Purchased Interest	Total Cost	Yield at Cost	Maturity/ Duration	Market Price/ Market Value	Unrealized Gain/ (Loss)	% of Assets	Moody's/ S&P Rating
3135G0V75	FNMA 1.750% 07/02/2024	7/5/2019 7/8/2019	\$2,000,000.00	\$1,991,480.00	\$1,991,480.00	1.84%	1.838 1.782	\$97.04 \$1,940,780.00	(\$50,700.00)	0.89%	Aaa AA+
3133EKWV4	FFCB 1.850% 07/26/2024	7/19/2019 7/26/2019	\$3,500,000.00	\$3,494,505.00	\$3,494,505.00	1.88%	1.904 1.844	\$96.95 \$3,393,180.00	(\$101,325.00)	1.55%	Aaa AA+
3136G4H22	FNMA 0.410% 08/12/2024	8/10/2020 8/12/2020	\$1,940,000.00	\$1,939,088.20	\$1,939,088.20	0.42%	1.951 1.909	\$93.84 \$1,820,457.20	(\$118,631.00)	0.83%	Aaa AA+
3133EKP75	FFCB 1.600% 09/17/2024	9/26/2019 10/2/2019	\$2,000,000.00	\$1,996,640.00	\$1,996,640.00	1.64%	2.049 1.975	\$96.48 \$1,929,580.00	(\$67,060.00)	0.88%	Aaa AA+
3130AHAJ2	FHLB 1.530% 10/03/2024	10/1/2019 10/3/2019	\$1,225,000.00	\$1,222,354.00	\$1,222,354.00	1.58%	2.093 2.019	\$96.12 \$1,177,506.75	(\$44,847.25)	0.54%	Aaa AA+
3135G0W66	FNMA 1.625% 10/15/2024	11/22/2019 12/3/2019	\$500,000.00	\$498,805.00	\$498,805.00	1.68%	2.126 2.048	\$96.17 \$480,870.00	(\$17,935.00)	0.22%	Aaa AA+
3133EJV97	FFCB 3.125% 11/26/2024	6/29/2022 6/30/2022	\$1,300,000.00	\$1,298,726.00 \$3,836.81	\$1,302,562.81	3.17%	2.241 2.127	\$99.15 \$1,288,976.00	(\$9,750.00)	0.59%	Aaa AA+
3130AQGT4	FHLB 1.100% 01/13/2025	7/11/2022 7/12/2022	\$1,240,000.00	\$1,177,634.20	\$1,177,634.20	3.21%	2.373 2.286	\$94.22 \$1,168,377.60	(\$9,256.60)	0.53%	Aaa AA+
3130AMD58	FHLB 0.670% 02/19/2025	5/7/2021 5/19/2021	\$500,000.00	\$500,000.00	\$500,000.00	0.67%	2.474 2.398	\$92.71 \$463,560.00	(\$36,440.00)	0.21%	Aaa AA+
3133ELQ49	FFCB 0.700% 06/30/2025	7/1/2020 7/2/2020	\$750,000.00	\$749,437.50	\$749,437.50	0.72%	2.833 2.736	\$91.88 \$689,092.50	(\$60,345.00)	0.31%	Aaa AA+
3136G4H63	FNMA 0.550% 08/19/2025	8/13/2020 8/19/2020	\$500,000.00	\$499,500.00	\$499,500.00	0.57%	2.970 2.887	\$91.08 \$455,380.00	(\$44,120.00)	0.21%	Aaa AA+
3133EMBJ0	FFCB 0.530% 09/29/2025	9/28/2020 9/29/2020	\$4,200,000.00	\$4,194,750.00	\$4,194,750.00	0.56%	3.082 2.976	\$90.71 \$3,809,946.00	(\$384,804.00)	1.74%	Aaa AA+
3134GWUE4	FMCC 0.500% 09/30/2025	10/26/2020 10/27/2020	\$1,365,000.00	\$1,361,587.50	\$1,361,587.50	0.55%	3.085 2.980	\$90.60 \$1,236,703.65	(\$124,883.85)	0.56%	Aaa AA+
3134GW5P7	FMCC 0.600% 10/27/2025	10/26/2020 10/27/2020	\$1,985,000.00	\$1,983,908.25	\$1,983,908.25	0.61%	3.159 3.045	\$90.72 \$1,800,811.85	(\$183,096.40)	0.82%	Aaa AA+
3135GA2Z3	FNMA 0.560% 11/17/2025	11/27/2020 12/1/2020	\$2,900,000.00	\$2,898,518.00	\$2,898,518.00	0.58%	3.216 3.105	\$90.46 \$2,623,282.00	(\$275,236.00)	1.20%	Aaa AA+
3130AKKG0	FHLB 0.520% 12/30/2025	12/18/2020 12/30/2020	\$1,140,000.00	\$1,139,961.00	\$1,139,961.00	0.52%	3.334 3.214	\$89.89 \$1,024,723.20	(\$115,237.80)	0.47%	Aaa AA+
3133EMMR0	FFCB 0.470% 01/12/2026	1/5/2021 1/12/2021	\$600,000.00	\$599,112.00	\$599,112.00	0.50%	3.370 3.252	\$89.79 \$538,752.00	(\$60,360.00)	0.25%	Aaa AA+
3130AMFS6	FHLB 0.750% 06/12/2026	8/20/2021 8/23/2021	\$1,500,000.00	\$1,498,680.00	\$1,498,680.00	0.77%	3.784 3.660	\$90.49 \$1,357,410.00	(\$141,270.00)	0.62%	Aaa AA+

Portage County Operating Account

POSITION STATEMENT

As of August 31, 2022



CUSIP	Security Description	Trade Date/ Settlement Date	Par Value	Principal Cost/ Purchased Interest	Total Cost	Yield at Cost	Maturity/ Duration	Market Price/ Market Value	Unrealized Gain/ (Loss)	% of Assets	Moody's/ S&P Rating
3130AN4T4	FHLB 0.875% 06/12/2026	8/20/2021 8/23/2021	\$1,100,000.00	\$1,104,738.80	\$1,104,738.80	0.78%	3.784 3.651	\$90.93 \$1,000,274.00	(\$104,464.80)	0.46%	Aaa AA+
31422XQW5	AGM 1.150% 12/07/2026	12/2/2021 12/7/2021	\$935,000.00	\$927,961.32	\$927,961.32	1.31%	4.271 4.084	\$90.69 \$847,951.50	(\$80,009.82)	0.39%	
3135G06L2	FNMA 0.875% 12/18/2026	6/29/2022 6/30/2022	\$2,000,000.00	\$1,787,560.00 \$583.33	\$1,788,143.33	3.46%	4.301 4.014	\$89.17 \$1,783,380.00	(\$4,180.00)	0.81%	Aaa AA+
3133ENLZ1	FFCB 1.780% 01/26/2027	1/28/2022 1/31/2022	\$1,200,000.00	\$1,197,600.00	\$1,197,600.00	1.82%	4.408 3.819	\$92.33 \$1,107,936.00	(\$89,664.00)	0.51%	Aaa AA+
3130ALCE2	FHLB 0.920% 02/26/2027	6/29/2022 6/30/2022	\$2,000,000.00	\$1,783,620.00	\$1,783,620.00	3.46%	4.493 4.173	\$89.06 \$1,781,280.00	(\$2,340.00)	0.81%	Aaa AA+
3133ENZK9	FFCB 3.240% 06/28/2027	6/29/2022 6/30/2022	\$2,500,000.00	\$2,494,750.00 \$450.00	\$2,495,200.00	3.29%	4.827 4.399	\$99.30 \$2,482,500.00	(\$12,250.00)	1.13%	Aaa AA+
3130ASWF2	FHLB 3.700% 08/25/2027	8/9/2022 8/25/2022	\$880,000.00	\$880,000.00	\$880,000.00	3.70%	4.986 2.317	\$99.57 \$876,224.80	(\$3,775.20)	0.40%	Aaa AA+
SubTotal			\$52,505,000.00	\$51,952,410.07 \$4,870.14	\$51,957,280.21	1.52%		\$49,540,948.10	(\$2,411,461.97)	22.59%	
CDARS											
01000CDAR	PORTAGE COMMUNITY BK 0.30% 10/20/22	10/22/2020 10/22/2020	\$1,100,000.00	\$1,100,000.00	\$1,100,000.00	0.30%	0.137 0.139	\$100.00 \$1,100,000.00	\$0.00	0.50%	
01036CDAR	Portage Community Bank 0.27% 06/29/2023 Resub 06/30/22	7/1/2021 7/1/2021	\$2,000,000.00	\$2,000,000.00	\$2,000,000.00	0.27%	0.827 0.828	\$100.00 \$2,000,000.00	\$0.00	0.91%	
01001CDAR	PORTAGE COMMUNITY BK 0.40% 10/19/23	10/22/2020 10/22/2020	\$800,000.00	\$800,000.00	\$800,000.00	0.40%	1.134 1.131	\$100.00 \$800,000.00	\$0.00	0.36%	
SubTotal			\$3,900,000.00	\$3,900,000.00	\$3,900,000.00	0.31%		\$3,900,000.00	\$0.00	1.78%	
Commercial Paper											
63873KJS7	Natixis 09/26/2022	1/28/2022 1/31/2022	\$1,200,000.00	\$1,194,605.33	\$1,194,605.33	0.68%	0.071 0.073	\$99.83 \$1,197,924.00	\$3,318.67	0.55%	P-1 A-1
09659CK72	BNP Paribas 10/07/2022	1/12/2022 1/12/2022	\$1,650,000.00	\$1,643,981.17	\$1,643,981.17	0.49%	0.101 0.103	\$99.72 \$1,645,380.00	\$1,398.83	0.75%	P-1 A-1
13607FKH8	Canadian Imperial Holdings Inc. 10/17/2022	1/20/2022 1/21/2022	\$2,000,000.00	\$1,990,809.16	\$1,990,809.16	0.62%	0.129 0.130	\$99.65 \$1,992,900.00	\$2,090.84	0.91%	P-1 A-1

Portage County Operating Account

POSITION STATEMENT

As of August 31, 2022



CUSIP	Security Description	Trade Date/ Settlement Date	Par Value	Principal Cost/ Purchased Interest	Total Cost	Yield at Cost	Maturity/ Duration	Market Price/ Market Value	Unrealized Gain/ (Loss)	% of Assets	Moody's/ S&P Rating
09659KKM1	BNP Paribas 10/21/2022	1/26/2022 1/26/2022	\$1,300,000.00	\$1,293,612.67	\$1,293,612.67	0.66%	0.140 0.140	\$99.62 \$1,294,995.00	\$1,382.33	0.59%	P-1 A-1
2254EBKU4	Credit Suisse AG 10/28/2022	1/31/2022 1/31/2022	\$1,200,000.00	\$1,192,800.00	\$1,192,800.00	0.80%	0.159 0.159	\$99.56 \$1,194,744.00	\$1,944.00	0.54%	P-1 A-1
06366HL13	Bank of Montreal 11/01/2022	2/4/2022 2/8/2022	\$1,615,000.00	\$1,605,334.23	\$1,605,334.23	0.81%	0.170 0.170	\$99.48 \$1,606,650.45	\$1,316.22	0.73%	P-1 A-1
53948BL80	Lloyds Bank Corporate Markets PLC 11/08/2022	2/11/2022 2/11/2022	\$1,205,000.00	\$1,194,878.00	\$1,194,878.00	1.13%	0.189 0.189	\$99.43 \$1,198,071.25	\$3,193.25	0.55%	P-1 A-1
46640QLF6	J.P. Morgan Securities LLC 11/15/2022	2/18/2022 2/22/2022	\$2,030,000.00	\$2,014,250.58	\$2,014,250.58	1.06%	0.208 0.208	\$99.37 \$2,017,150.10	\$2,899.52	0.92%	P-1 A-1
2254EBQQ7	Credit Suisse AG 03/24/2023	6/29/2022 6/29/2022	\$2,300,000.00	\$2,242,983.00	\$2,242,983.00	3.41%	0.562 0.553	\$97.89 \$2,251,539.00	\$8,556.00	1.03%	P-1 A-1
SubTotal			\$14,500,000.00	\$14,373,254.14	\$14,373,254.14	1.19%		\$14,399,353.80	\$26,099.66	6.57%	
Corporate Bond											
06051GEU9	Bank of America Corporation 3.300% 01/11/2023	3/4/2022 3/8/2022	\$355,000.00	\$360,790.05	\$360,790.05	1.34%	0.364 0.360	\$99.92 \$354,723.10	(\$6,066.95)	0.16%	A2 A-
89788JAB5	Truist Bank 1.250% 03/09/2023	3/4/2020 3/9/2020	\$2,500,000.00	\$2,500,150.00	\$2,500,150.00	1.25%	0.521 0.511	\$98.85 \$2,471,150.00	(\$29,000.00)	1.13%	A2 A
89236TJD8	Toyota Motor Credit Corporation 0.400% 04/06/2023	4/7/2021 4/9/2021	\$1,000,000.00	\$1,000,890.00	\$1,000,890.00	0.36%	0.597 0.588	\$98.14 \$981,370.00	(\$19,520.00)	0.45%	A1 A+
48133DE71	JPMorgan Chase Financial Company LLC 2.500% 05/01/2023	4/21/2022 4/29/2022	\$1,075,000.00	\$1,075,000.00	\$1,075,000.00	2.50%	0.666 0.647	\$98.85 \$1,062,669.75	(\$12,330.25)	0.48%	A2 A-
037833DV9	Apple Inc. 0.750% 05/11/2023	5/5/2020 5/11/2020	\$2,000,000.00	\$2,002,660.00	\$2,002,660.00	0.71%	0.693 0.682	\$98.20 \$1,963,980.00	(\$38,680.00)	0.90%	Aaa AA+
023135BV7	Amazon.com, Inc. 0.250% 05/12/2023	5/11/2021 5/13/2021	\$3,000,000.00	\$3,001,950.00	\$3,001,950.00	0.22%	0.696 0.685	\$97.81 \$2,934,300.00	(\$67,650.00)	1.34%	A1 AA
17330PNQ8	Citigroup Global Markets Holdings Inc. 3.800% 07/30/2023	6/29/2022 6/30/2022	\$1,800,000.00	\$1,800,000.00	\$1,800,000.00	3.80%	0.912 0.899	\$99.13 \$1,784,340.00	(\$15,660.00)	0.81%	A2 A

Portage County Operating Account

POSITION STATEMENT

As of August 31, 2022



CUSIP	Security Description	Trade Date/ Settlement Date	Par Value	Principal Cost/ Purchased Interest	Total Cost	Yield at Cost	Maturity/ Duration	Market Price/ Market Value	Unrealized Gain/ (Loss)	% of Assets	Moody's/ S&P Rating
69371RQ90	PACCAR Financial Corp. 0.350% 08/11/2023	6/29/2022 7/1/2022	\$1,278,000.00	\$1,237,653.54	\$1,237,653.54	3.27%	0.945 0.929	\$96.95 \$1,239,008.22	\$1,354.68	0.57%	A1 A+
06406RAS6	The Bank of New York Mellon Corporation 0.500% 04/26/2024	6/29/2022 7/1/2022	\$1,500,000.00	\$1,423,830.00 \$1,354.17	\$1,425,184.17	3.40%	1.655 1.618	\$95.07 \$1,426,065.00	\$2,235.00	0.65%	A1 A
14913R2P1	Caterpillar Financial Services Corporation 0.600% 09/13/2024	9/8/2021 9/14/2021	\$300,000.00	\$300,150.00	\$300,150.00	0.58%	2.038 1.986	\$93.95 \$281,844.00	(\$18,306.00)	0.13%	A2 A
14913R2P1	Caterpillar Financial Services Corporation 0.600% 09/13/2024	9/9/2021 9/14/2021	\$260,000.00	\$260,093.60	\$260,093.60	0.59%	2.038 1.986	\$93.95 \$244,264.80	(\$15,828.80)	0.11%	A2 A
14913R2P1	Caterpillar Financial Services Corporation 0.600% 09/13/2024	6/29/2022 7/1/2022	\$1,000,000.00	\$939,260.00 \$1,800.00	\$941,060.00	3.49%	2.038 1.986	\$93.95 \$939,480.00	\$220.00	0.43%	A2 A
06406RAX5	The Bank of New York Mellon Corporation 0.850% 10/25/2024	10/21/2021 10/25/2021	\$1,115,000.00	\$1,113,617.40	\$1,113,617.40	0.89%	2.153 2.090	\$93.97 \$1,047,787.80	(\$65,829.60)	0.48%	A1 A
24422EYV2	John Deere Capital Corporation 1.250% 01/10/2025	1/27/2022 1/31/2022	\$1,500,000.00	\$1,485,930.00	\$1,485,930.00	1.58%	2.364 2.288	\$94.31 \$1,414,605.00	(\$71,325.00)	0.65%	A2 A
SubTotal			\$18,683,000.00	\$18,501,974.59 \$3,154.17	\$18,505,128.76	1.71%		\$18,145,587.67	(\$356,386.92)	8.28%	
Municipal Bond											
172253FJ0	Cincinnati Public Schools 0.348% 12/15/2022	4/1/2021 4/27/2021	\$225,000.00	\$225,000.00	\$225,000.00	0.35%	0.290 0.288	\$99.13 \$223,047.00	(\$1,953.00)	0.10%	Aa3
232263KU6	Cuyahoga, County of 1.750% 06/01/2023	5/1/2020 5/28/2020	\$495,000.00	\$495,000.00	\$495,000.00	1.75%	0.751 0.734	\$98.42 \$487,198.80	(\$7,801.20)	0.22%	Aa3 AA
232263LE1	Cuyahoga, County of 1.750% 06/01/2023	5/1/2020 5/28/2020	\$225,000.00	\$225,000.00	\$225,000.00	1.75%	0.751 0.734	\$98.42 \$221,454.00	(\$3,546.00)	0.10%	Aa3 AA
232263LQ4	Cuyahoga, County of 1.750% 06/01/2023	5/1/2020 5/28/2020	\$750,000.00	\$750,000.00	\$750,000.00	1.75%	0.751 0.734	\$98.42 \$738,180.00	(\$11,820.00)	0.34%	Aa3 AA

Portage County Operating Account

POSITION STATEMENT

As of August 31, 2022



CUSIP	Security Description	Trade Date/ Settlement Date	Par Value	Principal Cost/ Purchased Interest	Total Cost	Yield at Cost	Maturity/ Duration	Market Price/ Market Value	Unrealized Gain/ (Loss)	% of Assets	Moody's/ S&P Rating
232263KV4	Cuyahoga, County of 1.900% 06/01/2024	5/1/2020 5/28/2020	\$500,000.00	\$500,000.00	\$500,000.00	1.90%	1.753 1.692	\$96.54 \$482,680.00	(\$17,320.00)	0.22%	Aa3 AA
19954VAJ6	Columbus State Community College 0.567% 12/01/2024	9/11/2020 10/8/2020	\$750,000.00	\$750,000.00	\$750,000.00	0.57%	2.255 2.199	\$93.28 \$699,600.00	(\$50,400.00)	0.32%	Aa1 AA
677581JB7	Ohio, State of 0.520% 12/15/2024	5/26/2021 6/8/2021	\$2,160,000.00	\$2,160,000.00	\$2,160,000.00	0.52%	2.293 2.237	\$92.98 \$2,008,389.60	(\$151,610.40)	0.92%	Aa2 AA
6775224M3	Ohio, State of 1.500% 09/15/2029	6/18/2020 6/26/2020	\$2,770,000.00	\$2,770,000.00	\$2,770,000.00	1.50%	7.047 6.473	\$84.77 \$2,348,101.30	(\$421,898.70)	1.07%	Aa1 AA+
SubTotal			\$7,875,000.00	\$7,875,000.00	\$7,875,000.00	1.18%		\$7,208,650.70	(\$666,349.30)	3.29%	
Negotiable Certificate of Deposit											
33767A4T5	Firstbank Puerto Rico 2.250% 09/01/2022	8/24/2017 9/1/2017	\$249,000.00	\$247,901.41	\$247,901.41	2.34%	0.003 0.005	\$100.00 \$249,002.49	\$1,101.08	0.11%	
410493EU0	Hanmi Financial Corporation 0.500% 11/15/2022	5/1/2020 5/15/2020	\$249,000.00	\$248,626.50	\$248,626.50	0.56%	0.208 0.208	\$99.59 \$247,989.06	(\$637.44)	0.11%	
949763LR5	Wells Fargo Bank, National Association 2.500% 12/08/2022	11/28/2017 12/8/2017	\$249,000.00	\$248,377.50	\$248,377.50	2.55%	0.271 0.269	\$99.99 \$248,980.08	\$602.58	0.11%	
45581EAP6	Industrial and Commercial Bank of China Limited 2.500% 12/22/2022	12/15/2017 12/22/2017	\$249,000.00	\$248,182.57	\$248,182.57	2.57%	0.310 0.307	\$99.97 \$248,935.26	\$752.69	0.11%	
58733AET2	Amerant Bank, National Association 2.650% 12/29/2022	12/13/2017 12/29/2017	\$246,000.00	\$245,754.00	\$245,754.00	2.67%	0.329 0.327	\$100.01 \$246,024.60	\$270.60	0.11%	
31944MAV7	First Carolina Bank 0.650% 05/12/2023	4/28/2020 5/13/2020	\$249,000.00	\$248,502.00	\$248,502.00	0.72%	0.696 0.686	\$98.41 \$245,035.92	(\$3,466.08)	0.11%	
90953WBA4	United Bank of Union 0.550% 05/12/2023	4/29/2020 5/12/2020	\$249,000.00	\$248,502.00	\$248,502.00	0.62%	0.696 0.686	\$98.34 \$244,871.58	(\$3,630.42)	0.11%	
88413QCL0	Third Federal Savings and Loan Association of Cleveland 0.800% 05/15/2023	4/27/2020 5/14/2020	\$249,000.00	\$248,502.00	\$248,502.00	0.87%	0.704 0.694	\$98.49 \$245,250.06	(\$3,251.94)	0.11%	

Portage County Operating Account

POSITION STATEMENT

As of August 31, 2022



CUSIP	Security Description	Trade Date/ Settlement Date	Par Value	Principal Cost/ Purchased Interest	Total Cost	Yield at Cost	Maturity/ Duration	Market Price/ Market Value	Unrealized Gain/ (Loss)	% of Assets	Moody's/ S&P Rating
55316CBA3	M1 Bank 0.750% 05/15/2023	4/28/2020 5/15/2020	\$249,000.00	\$248,439.75	\$248,439.75	0.83%	0.704 0.694	\$98.46 \$245,162.91	(\$3,276.84)	0.11%	
065847EN1	Bank of Wisconsin Dells 0.600% 05/15/2023	4/30/2020 5/13/2020	\$249,000.00	\$248,502.00	\$248,502.00	0.67%	0.704 0.694	\$98.35 \$244,893.99	(\$3,608.01)	0.11%	
68002LBW7	Old Missouri Bank 0.500% 05/15/2023	4/30/2020 5/13/2020	\$249,000.00	\$248,502.00	\$248,502.00	0.57%	0.704 0.695	\$98.28 \$244,719.69	(\$3,782.31)	0.11%	
45906ACL9	International Bank of Chicago 0.500% 05/15/2023	5/4/2020 5/15/2020	\$249,000.00	\$248,439.75	\$248,439.75	0.58%	0.704 0.695	\$98.28 \$244,719.69	(\$3,720.06)	0.11%	
866264DN1	Summit State Bank 0.650% 05/15/2023	5/4/2020 5/15/2020	\$249,000.00	\$248,626.50	\$248,626.50	0.70%	0.704 0.694	\$98.39 \$244,988.61	(\$3,637.89)	0.11%	
32110YQB4	First National Bank of America 0.500% 05/15/2023	5/6/2020 5/15/2020	\$249,000.00	\$248,402.40	\$248,402.40	0.58%	0.704 0.695	\$98.28 \$244,719.69	(\$3,682.71)	0.11%	
723605BU4	Pioneer Bank, SSB 0.500% 05/19/2023	4/30/2020 5/19/2020	\$249,000.00	\$248,502.00	\$248,502.00	0.57%	0.715 0.705	\$98.25 \$244,652.46	(\$3,849.54)	0.11%	
74765JGD4	Quantum National Bank 0.500% 05/22/2023	5/6/2020 5/21/2020	\$249,000.00	\$248,751.00	\$248,751.00	0.53%	0.723 0.714	\$98.23 \$244,580.25	(\$4,170.75)	0.11%	
815101AM2	Security State Bank Of Oklahoma 0.450% 05/22/2023	5/8/2020 5/21/2020	\$249,000.00	\$248,688.75	\$248,688.75	0.49%	0.723 0.714	\$98.19 \$244,495.59	(\$4,193.16)	0.11%	
86128QCD8	Stockman Bank of Montana 0.400% 06/12/2023	5/27/2020 6/10/2020	\$249,000.00	\$248,502.00	\$248,502.00	0.47%	0.781 0.770	\$98.00 \$244,012.53	(\$4,489.47)	0.11%	
619165JE4	Morton Community Bank 0.350% 06/19/2023	6/11/2020 6/19/2020	\$249,000.00	\$248,439.75	\$248,439.75	0.43%	0.800 0.789	\$97.90 \$243,758.55	(\$4,681.20)	0.11%	
59013KDL7	Merrick Bank Corporation 1.800% 10/16/2023	10/7/2019 10/15/2019	\$247,000.00	\$246,197.25	\$246,197.25	1.88%	1.126 1.099	\$98.52 \$243,336.99	(\$2,860.26)	0.11%	
300185KB0	Evergreen Bank Group 0.400% 12/26/2023	6/12/2020 6/26/2020	\$249,000.00	\$248,377.50	\$248,377.50	0.47%	1.321 1.297	\$96.39 \$240,016.08	(\$8,361.42)	0.11%	
17312QZ36	Citibank, N.A. 3.400% 01/09/2024	1/4/2019 1/16/2019	\$245,000.00	\$244,510.00	\$244,510.00	3.44%	1.359 1.314	\$100.27 \$245,663.95	\$1,153.95	0.11%	
06251AW30	Bank Hapoalim B.M. 3.050% 03/06/2024	3/1/2019 3/6/2019	\$246,000.00	\$245,508.00	\$245,508.00	3.09%	1.515 1.448	\$99.73 \$245,343.18	(\$164.82)	0.11%	

Portage County Operating Account

POSITION STATEMENT

As of August 31, 2022



CUSIP	Security Description	Trade Date/ Settlement Date	Par Value	Principal Cost/ Purchased Interest	Total Cost	Yield at Cost	Maturity/ Duration	Market Price/ Market Value	Unrealized Gain/ (Loss)	% of Assets	Moody's/ S&P Rating
61690UFA3	Morgan Stanley Bank, National Association 2.950% 03/07/2024	3/1/2019 3/7/2019	\$246,000.00	\$244,401.00	\$244,401.00	3.09%	1.518 1.452	\$99.58 \$244,976.64	\$575.64	0.11%	
61760AWZ8	Morgan Stanley Private Bank, National Association 2.950% 03/07/2024	3/1/2019 3/7/2019	\$246,000.00	\$244,401.00	\$244,401.00	3.09%	1.518 1.452	\$99.58 \$244,976.64	\$575.64	0.11%	
20033AS31	Comenity Capital Bank 2.950% 03/15/2024	3/1/2019 3/15/2019	\$246,000.00	\$245,016.00	\$245,016.00	3.04%	1.540 1.482	\$99.57 \$244,934.82	(\$81.18)	0.11%	
90348JJQ4	UBS Bank USA 2.900% 04/03/2024	3/26/2019 4/3/2019	\$249,000.00	\$248,875.50	\$248,875.50	2.91%	1.592 1.530	\$99.46 \$247,645.44	(\$1,230.06)	0.11%	
83172HGL8	Smartbank 0.700% 05/08/2024	4/27/2020 5/8/2020	\$249,000.00	\$248,190.75	\$248,190.75	0.78%	1.688 1.651	\$95.77 \$238,467.30	(\$9,723.45)	0.11%	
58404DEG2	Medallion Bank 2.500% 06/10/2024	5/29/2019 6/10/2019	\$246,000.00	\$244,966.80	\$244,966.80	2.59%	1.778 1.713	\$98.63 \$242,629.80	(\$2,337.00)	0.11%	
92535LCF9	Verus Bank of Commerce 2.400% 06/14/2024	5/30/2019 6/14/2019	\$249,000.00	\$247,941.75	\$247,941.75	2.49%	1.789 1.722	\$98.44 \$245,113.11	(\$2,828.64)	0.11%	
249398BU1	Denver Savings Bank 2.250% 06/21/2024	6/5/2019 6/21/2019	\$200,000.00	\$199,160.00	\$199,160.00	2.34%	1.808 1.743	\$98.15 \$196,302.00	(\$2,858.00)	0.09%	
938828BK5	Washington Federal Bank, National Association 2.050% 08/13/2024	7/30/2019 8/13/2019	\$249,000.00	\$248,377.50	\$248,377.50	2.10%	1.953 1.882	\$97.56 \$242,934.36	(\$5,443.14)	0.11%	
740367HP5	Preferred Bank 2.000% 08/16/2024	7/30/2019 8/16/2019	\$249,000.00	\$248,103.60	\$248,103.60	2.08%	1.962 1.891	\$97.46 \$242,662.95	(\$5,440.65)	0.11%	
856283N93	State Bank of India 1.000% 07/10/2025	6/30/2020 7/10/2020	\$248,000.00	\$247,504.00	\$247,504.00	1.04%	2.860 2.772	\$93.57 \$232,041.20	(\$15,462.80)	0.11%	
06740KQZ3	Barclays Bank Delaware 3.300% 07/28/2025	8/3/2022 8/5/2022	\$245,000.00	\$244,755.00 \$199.36	\$244,954.36	3.34%	2.910 2.741	\$99.80 \$244,502.65	(\$252.35)	0.11%	
02007GXF5	Ally Bank 3.400% 08/04/2025	8/3/2022 8/5/2022	\$245,000.00	\$244,608.00 \$22.82	\$244,630.82	3.46%	2.929 2.757	\$100.07 \$245,176.40	\$568.40	0.11%	
254673P26	Discover Bank 3.400% 08/08/2025	8/3/2022 8/8/2022	\$245,000.00	\$244,877.50	\$244,877.50	3.42%	2.940 2.768	\$100.07 \$245,176.40	\$298.90	0.11%	

Portage County Operating Account

POSITION STATEMENT

As of August 31, 2022



CUSIP	Security Description	Trade Date/ Settlement Date	Par Value	Principal Cost/ Purchased Interest	Total Cost	Yield at Cost	Maturity/ Duration	Market Price/ Market Value	Unrealized Gain/ (Loss)	% of Assets	Moody's/ S&P Rating
02589ABQ4	American Express National Bank 2.000% 03/09/2027	3/2/2022 3/9/2022	\$247,000.00	\$245,765.00	\$245,765.00	2.11%	4.523 4.216	\$93.96 \$232,081.20	(\$13,683.80)	0.11%	
SubTotal			\$9,374,000.00	\$9,349,680.03 \$222.18	\$9,349,902.21	1.74%		\$9,230,774.12	(\$118,905.91)	4.21%	
U.S. Treasury Bond											
912828R36	UST 1.625% 05/15/2026	1/26/2022 1/27/2022	\$1,200,000.00	\$1,200,140.63	\$1,200,140.63	1.62%	3.707 3.526	\$93.77 \$1,125,240.00	(\$74,900.63)	0.51%	Aaa AA+
9128282A7	UST 1.500% 08/15/2026	2/1/2022 2/2/2022	\$1,200,000.00	\$1,194,609.38	\$1,194,609.38	1.60%	3.959 3.781	\$92.97 \$1,115,580.00	(\$79,029.38)	0.51%	Aaa AA+
SubTotal			\$2,400,000.00	\$2,394,750.01	\$2,394,750.01	1.61%		\$2,240,820.00	(\$153,930.01)	1.02%	
U.S. Treasury Note											
912828P38	UST 1.750% 01/31/2023	2/14/2022 2/15/2022	\$1,880,000.00	\$1,890,575.00	\$1,890,575.00	1.16%	0.419 0.415	\$99.45 \$1,869,716.40	(\$20,858.60)	0.85%	Aaa AA+
9128285U0	UST 2.625% 12/31/2023	6/29/2022 6/30/2022	\$1,300,000.00	\$1,292,484.38	\$1,292,484.38	3.02%	1.334 1.294	\$98.96 \$1,286,441.00	(\$6,043.38)	0.59%	Aaa AA+
912828V80	UST 2.250% 01/31/2024	6/29/2022 6/30/2022	\$1,300,000.00	\$1,284,460.94	\$1,284,460.94	3.03%	1.419 1.379	\$98.34 \$1,278,420.00	(\$6,040.94)	0.58%	Aaa AA+
912828B66	UST 2.750% 02/15/2024	6/29/2022 6/30/2022	\$1,300,000.00	\$1,294,464.84	\$1,294,464.84	3.02%	1.460 1.416	\$98.99 \$1,286,896.00	(\$7,568.84)	0.59%	Aaa AA+
9128283Z1	UST 2.750% 02/28/2025	6/29/2022 6/30/2022	\$1,000,000.00	\$990,234.38	\$990,234.38	3.13%	2.499 2.356	\$98.24 \$982,420.00	(\$7,814.38)	0.45%	Aaa AA+
9128284F4	UST 2.625% 03/31/2025	6/29/2022 6/30/2022	\$1,000,000.00	\$987,187.50 \$6,526.64	\$993,714.14	3.11%	2.584 2.443	\$97.93 \$979,260.00	(\$7,927.50)	0.45%	Aaa AA+
91282CEU1	UST 2.875% 06/15/2025	7/11/2022 7/12/2022	\$1,500,000.00	\$1,491,855.47 \$3,181.35	\$1,495,036.82	3.07%	2.792 2.638	\$98.39 \$1,475,865.00	(\$15,990.47)	0.67%	Aaa AA+
912828ZW3	UST 0.250% 06/30/2025	8/20/2021 8/23/2021	\$1,000,000.00	\$985,976.56	\$985,976.56	0.62%	2.833 2.773	\$91.39 \$913,910.00	(\$72,066.56)	0.42%	Aaa AA+
91282CAB7	UST 0.250% 07/31/2025	8/6/2021 8/9/2021	\$610,000.00	\$601,421.88	\$601,421.88	0.61%	2.918 2.856	\$91.10 \$555,722.20	(\$45,699.68)	0.25%	Aaa AA+
91282CAJ0	UST 0.250% 08/31/2025	8/20/2021 8/23/2021	\$1,000,000.00	\$984,296.88	\$984,296.88	0.65%	3.003 2.935	\$90.85 \$908,480.00	(\$75,816.88)	0.41%	Aaa AA+
91282CAM3	UST 0.250% 09/30/2025	9/13/2021 9/14/2021	\$1,500,000.00	\$1,475,976.56	\$1,475,976.56	0.65%	3.085 3.015	\$90.65 \$1,359,675.00	(\$116,301.56)	0.62%	Aaa AA+

Portage County Operating Account

POSITION STATEMENT

As of August 31, 2022



CUSIP	Security Description	Trade Date/ Settlement Date	Par Value	Principal Cost/ Purchased Interest	Total Cost	Yield at Cost	Maturity/ Duration	Market Price/ Market Value	Unrealized Gain/ (Loss)	% of Assets	Moody's/ S&P Rating
91282CBC4	UST 0.375% 12/31/2025	10/26/2021 10/27/2021	\$290,000.00	\$281,651.17	\$281,651.17	1.08%	3.337 3.255	\$90.30 \$261,861.30	(\$19,789.87)	0.12%	Aaa AA+
91282CBT7	UST 0.750% 03/31/2026	3/31/2021 4/1/2021	\$2,575,000.00	\$2,553,072.27	\$2,553,072.27	0.92%	3.584 3.464	\$90.96 \$2,342,245.75	(\$210,826.52)	1.07%	Aaa AA+
91282CCW9	UST 0.750% 08/31/2026	9/13/2021 9/14/2021	\$1,600,000.00	\$1,595,875.00	\$1,595,875.00	0.80%	4.003 3.859	\$90.14 \$1,442,192.00	(\$153,683.00)	0.66%	Aaa AA+
91282CCZ2	UST 0.875% 09/30/2026	10/5/2021 10/6/2021	\$825,000.00	\$821,197.27	\$821,197.27	0.97%	4.085 3.928	\$90.46 \$746,303.25	(\$74,894.02)	0.34%	Aaa AA+
912828YQ7	UST 1.625% 10/31/2026	1/26/2022 1/27/2022	\$1,200,000.00	\$1,198,734.37	\$1,198,734.37	1.65%	4.170 3.947	\$93.22 \$1,118,628.00	(\$80,106.37)	0.51%	Aaa AA+
91282CDQ1	UST 1.250% 12/31/2026	1/11/2022 1/12/2022	\$1,500,000.00	\$1,479,492.19	\$1,479,492.19	1.54%	4.337 4.143	\$91.53 \$1,372,905.00	(\$106,587.19)	0.63%	Aaa AA+
912828Z78	UST 1.500% 01/31/2027	1/26/2022 1/31/2022	\$1,200,000.00	\$1,189,828.13	\$1,189,828.13	1.68%	4.422 4.205	\$92.44 \$1,109,256.00	(\$80,572.13)	0.51%	Aaa AA+
912828V98	UST 2.250% 02/15/2027	3/25/2022 3/28/2022	\$1,280,000.00	\$1,260,300.00	\$1,260,300.00	2.59%	4.463 4.184	\$95.41 \$1,221,196.80	(\$39,103.20)	0.56%	Aaa AA+
91282CEF4	UST 2.500% 03/31/2027	6/29/2022 6/30/2022	\$2,000,000.00	\$1,938,125.00 \$12,431.69	\$1,950,556.69	3.21%	4.584 4.230	\$96.48 \$1,929,620.00	(\$8,505.00)	0.88%	Aaa AA+
91282CEN7	UST 2.750% 04/30/2027	5/19/2022 5/20/2022	\$635,000.00	\$632,519.53 \$949.05	\$633,468.58	2.84%	4.666 4.369	\$97.54 \$619,347.25	(\$13,172.28)	0.28%	Aaa AA+
91282CET4	UST 2.625% 05/31/2027	6/7/2022 6/8/2022	\$1,470,000.00	\$1,446,744.14 \$843.44	\$1,447,587.58	2.97%	4.751 4.383	\$97.05 \$1,426,649.70	(\$20,094.44)	0.65%	Aaa AA+
91282CFB2	UST 2.750% 07/31/2027	8/30/2022 8/31/2022	\$480,000.00	\$468,000.00 \$1,111.96	\$469,111.96	3.30%	4.918 4.535	\$97.53 \$468,148.80	\$148.80	0.21%	Aaa AA+
SubTotal			\$28,445,000.00	\$28,144,473.46 \$25,044.13	\$28,169,517.59	2.00%		\$26,955,159.45	(\$1,189,314.01)	12.29%	
Grand Total			\$225,333,244.27	\$224,142,786.57 \$33,290.62	\$224,176,077.19	1.88%		\$219,272,538.11	(\$4,870,248.46)	100.00%	

Meeder Public Funds, Inc. is a registered investment adviser with the Securities and Exchange Commission (SEC) under the Investment Advisers Act of 1940. Registration with the SEC does not imply a certain level of skill or training. The opinions expressed in this presentation are those of Meeder Public Funds, Inc. The material presented has been derived from sources considered to be reliable, but the accuracy and completeness cannot be guaranteed.

Past performance does not guarantee future results. Opinions and forecasts are all subject to change at any time, based on market and other conditions, and should not be construed as a recommendation of any specific security. Investing in securities involves inherent risks, including the risk that you can lose the value of your investment. Any forecast, projection, or prediction of the market, the economy, economic trends, and fixed-income markets are based upon current opinion as of the date of issue and are also subject to change. Opinions and data presented are not necessarily indicative of future events or expected performance. Meeder Public Funds, Inc. cannot and does not claim to be able to accurately predict the future investment performance of any individual security or of any asset class. There is no assurance that the investment process will consistently lead to successful results. The investment return and principal value of an investment will fluctuate, thus an investor's shares, or units, when redeemed, may be worth more or less than their original cost.

**Meeder Investment
Management**

6125 Memorial Drive
Dublin, OH 43017

866.633.3371



M E E D E R

PUBLIC FUNDS

MeederInvestment.com

FOR INFORMATIONAL PURPOSES ONLY. SEE IMPORTANT DISCLOSURES AT THE END OF THE PRESENTATION.