

PORTAGE COUNTY COMMON PLEAS COURT

PROBATE/JUVENILE DIVISION

2009 ANNUAL REPORT

**THE HONORABLE THOMAS J. CARNES
COMMON PLEAS COURT JUDGE
PROBATE/JUVENILE DIVISION**

TO: VARIOUS DEPARTMENTS/AGENCIES

FROM: THOMAS J. CARNES, JUDGE 
COMMON PLEAS COURT
PROBATE/JUVENILE DIVISION

DATE: 20 APRIL 2010

SUBJECT: 2009 ANNUAL REPORT

Following please find a copy of the Portage County Court of Common Pleas, Probate/Juvenile Division's 2009 Annual Report.

Should you have any questions regarding this Report, please feel free to contact me.

PORTAGE COUNTY BOARD OF COMMISSIONERS

Mr. Christopher Smeiles
Mr. Chuck Keiper, III
Ms. Maureen Frederick


OHIO DEPARTMENT OF JOB AND FAMILY SERVICES

Mr. Douglas Lumpkin

DIRECTOR OHIO DEPARTMENT OF YOUTH SERVICES

Mr. Thomas Strickrath

In compliance with Section 2151.18 of the Ohio Revised Code, we hereby submit our Annual Report for the Portage County Court of Common Pleas, Probate/Juvenile Division for the year 2009.

Respectfully submitted,


Thomas J. Carnes
Common Pleas Court Judge
Probate/Juvenile Division
Portage County, Ohio

330-297-0881 Juvenile Court
330-297-3870 Probate Court

TABLE OF CONTENTS

Directory of Personnel/Probate Court.....	Pages 1-2
2009 Probate Court Statistical Report.....	Pages 3-8
2009 Probate Court Fiscal Accounting Report.....	Pages 9-11
Directory of Personnel/Juvenile Court.....	Pages 12-15
2009 Juvenile Court Statistical Report.....	Pages 16-26
2009 Juvenile Court Fiscal Accounting Report.....	Pages 27-30
2009 Juvenile Court Department of Youth Rehabilitation Report.....	Pages 31-38
2009 Juvenile Court Diversion Services Report.....	Pages 39-47
2009 Juvenile Court Community Service Report.....	Pages 48-49
2009 Juvenile Court Restitution Program Report.....	Pages 50-51
2009 Juvenile Court Psychology/Substance Abuse Report..	Pages 52-57
2009 Juvenile Court Electronic Monitoring Report.....	Pages 58-59
2009 Juvenile Court Probation Department Report.....	Pages 60-62
2009 Portage/Geauga Juvenile Detention Center Report.....	Pages 63-70

DIRECTORY OF PERSONNEL
PORTAGE COUNTY PROBATE DIVISION
203 WEST MAIN STREET
RAVENNA OHIO 44266

COMMON PLEAS COURT

PORTAGE COUNTY

PROBATE DIVISION

DIRECTORY OF PERSONNEL

THE HONORABLE THOMAS J. CARNES, JUDGE

COURT SUPPORT STAFF

James J. Aylward.....Chief Magistrate
Joseph Szymanski.....Magistrate
Laura L. Aylward.....Court
Administrator
Denise Metropulos/Tharp.....Court Reporter
Fiscal Administrator
Norma Thomas.....Court Assessor

PROBATE DEPUTY CLERKS

Laura L. Aylward.....Chief Deputy
Clerk
Mariellen Timmer.....Assistant Chief
Deputy Clerk

PROBATE DIRECTORY OF PERSONNEL CONT'D

Lori RoofReceptionist
Assignment Clerk

Brenda BestDeputy Clerk

Lynn Werab.....Deputy Clerk

Pam McHugh.....Deputy Clerk

Theresa Ohl.....Deputy Clerk

Tia Schweda.....Deputy Clerk

Karen Pelc.....Deputy Clerk

Terry Conrad.....Deputy Clerk

BAILIFFS

Scott Wolverton
Shawn Dickson
Paul Fisher

**2009 PORTAGE COUNTY PROBATE COURT
STATISTICS**

PORTAGE COUNTY PROBATE COURT
THOMAS J. CARNES, JUDGE

2009 ANNUAL REPORT

PORTAGE COUNTY
CLERK

2009 FEB 17 A 9:25

CLERK
C. J. CARNES

ESTATES:

<u>Full</u>	Pending end of 2008	549
<u>Administration</u>	Opened during 2009	323
	Closed during 2009	306
	Pending end of 2009	566

<u>Ancillary</u>	Pending end of 2008	5
<u>Estate</u>	Opened during 2009	4
	Closed during 2009	4
	Pending end of 2009	5

<u>Exemplified</u>	Pending end of 2008	0
<u>Estates</u>	Opened during 2009	1
	Closed during 2009	1
	Pending end of 2009	0

<u>Probate Will</u>	Pending end of 2008	15
<u>And/Or Tax Only</u>	Opened during 2009	67
	Closed during 2009	56
	Pending end of 2009	26

<u>Release from</u>	Pending end of 2008	34
<u>Administration</u>	Opened during 2009	89
	Closed during 2009	95
	Pending end of 2009	28

<u>Summary Release</u>	Pending end of 2008	5
	Opened during 2009	40
	Closed during 2009	39
	Pending end of 2009	6

GUARDIANSHIPS:

<u>Incompetent</u>	Pending end of 2008	252
<u>Person Only</u>	Opened during 2009	28
	Closed during 2009	19
	Pending end of 2009	261

<u>Incompetent</u>	Pending end of 2008	7
<u>Estate Only</u>	Opened during 2009	0
	Closed during 2009	1
	Pending end of 2009	6

<u>Incompetent</u>	Pending end of 2008	115
<u>Full (Person and Estate)</u>	Opened during 2009	21
	Closed during 2009	12
	Pending end of 2009	124

<u>Minor</u>	Pending end of 2008	0
<u>Person Only</u>	Opened during 2009	1
	Closed during 2009	0
	Pending end of 2009	1

<u>Minor</u>	Pending end of 2008	85
<u>Estate Only</u>	Opened during 2009	15
	Closed during 2009	17
	Pending end of 2009	83

<u>Minor</u>	Pending end of 2008	25
<u>Full (Person and Estate)</u>	Opened during 2009	2
	Closed during 2009	3
	Pending end of 2009	24

<u>Conservatorships</u>	Pending end of 2008	3
	Opened during 2009	0
	Closed during 2009	0
	Pending end of 2009	3

<u>Civil Protective Services</u>	Pending end of 2008	0
	Opened during 2009	1
	Closed during 2009	0
	Pending end of 2009	1

TRUSTS:

<u>Testamentary</u>	Pending end of 2008	84
<u>Trusts</u>	Opened during 2009	6
	Closed during 2009	11
	Pending end of 2009	79

<u>Intervivos</u>	Pending end of 2008	6
<u>Trust</u>	Opened during 2009	0
	Closed during 2009	0
	Pending end of 2009	6

<u>Wrongful Death</u>	Pending end of 2008	31
<u>Trust</u>	Opened during 2009	2
	Closed during 2009	2
	Pending end of 2009	31

CIVIL ACTIONS:

<u>Concealment</u>	Pending end of 2008	3
<u>Of Assets</u>	Opened during 2009	2
	Closed during 2009	3
	Pending end of 2009	2

<u>Guardian's Complaint</u>	Pending end of 2008	1
<u>To Sell Real Estate</u>	Opened during 2009	5
	Closed during 2009	4
	Pending end of 2009	2

<u>Petition for</u>	Pending end of 2008	2
<u>Declaratory Judgment</u>	Opened during 2009	3
	Closed during 2009	2
	Pending end of 2009	3

<u>Will Contest:</u>	Pending end of 2008	1
	Opened during 2009	2
	Closed during 2009	3
	Pending end of 2009	0

<u>Petition to</u>	Pending end of 2008	0
<u>Determine Heirship</u>	Opened during 2009	0
	Closed during 2009	0
	Pending end of 2009	0

<u>Petition for Sale</u>	Pending end of 2008	5
<u>Of Real Estate</u>	Opened during 2009	3
	Closed during 2009	5
	Pending end of 2009	3

<u>Will</u>	Pending end of 2008	0
<u>Construction</u>	Opened during 2009	1
	Closed during 2009	0
	Pending end of 2009	1

<u>Other Contested</u>	Pending end of 2008	0
<u>Civil Actions</u>	Opened during 2009	1
	Closed during 2009	1
	Pending during 2009	0

ADOPTIONS:

<u>Agency</u>	Pending end of 2008	0
	Opened during 2009	8
	Closed during 2009	5
	Pending end of 2009	3

<u>Private/Foreign</u>	Pending end of 2008	15
	Opened during 2009	10
	Closed during 2009	13
	Pending end of 2009	12

<u>Step Parent</u>	Pending end of 2008	6
	Opened during 2009	13
	Closed during 2009	12
	Pending end of 2009	7

<u>Foreign (Refinalization)</u>	Pending end of 2008	4
	Opened during 2009	6
	Closed during 2009	7
	Pending end of 2009	3

<u>Adult</u>	Pending end of 2008	2
	Opened during 2009	1
	Closed during 2009	3
	Pending end of 2009	0

<u>Foreign Birth</u>	Pending end of 2008	1
<u>Certificate Only</u>	Opened during 2009	4
	Closed during 2009	5
	Pending end of 2009	0

<u>Release of Identifying Information</u>	Pending end of 2008	1
	Opened during 2009	2
	Closed during 2009	3
	Pending end of 2009	0

MENTALS:

<u>Mental Illness</u>	Pending end of 2008	1
	Opened during 2009	1
	Closed during 2009	2
	Pending end of 2009	0

<u>Mental Retardation</u>	Pending end of 2008	0
	Opened during 2009	0
	Closed during 2009	0
	Pending end of 2009	0

MINOR SETTLEMENTS:

<u>Minor Settlement</u>	Pending end of 2008	4
	Opened during 2009	18
	Closed during 2009	14
	Pending end of 2009	8

<u>Minor Estate</u>	Pending end of 2008	0
	Opened during 2009	1
	Closed during 2009	0
	Pending end of 2009	1

WRONGFUL DEATH:

<u>Wrongful Death</u>	Pending end of 2008	53
	Opened during 2009	14
	Closed during 2009	13
	Pending end of 2009	54

NAME CHANGES:

<u>Adult</u>	Pending end of 2008	5
	Opened during 2009	32
	Closed during 2009	32
	Pending end of 2009	5

<u>Minor</u>	Pending end of 2008	2
	Opened during 2009	24
	Closed during 2009	24
	Pending end of 2009	2

CORRECTION/REGISTRATION OF BIRTH:

<u>Correction of Birth Record</u>	Pending end of 2008	1
	Opened during 2009	3
	Closed during 2009	4
	Pending end of 2009	0

<u>Registration of Birth Record</u>	Pending end of 2008	0
	Opened during 2009	1
	Closed during 2009	1
	Pending end of 2009	0

MARRIAGE LICENSE:

<u>Marriage License Issued in 2009</u>	769
--	-----

This report was prepared and submitted by: Laura Aylward
February 17, 2010

2009 PORTAGE COUNTY PROBATE COURT
FISCAL ACCOUNTING

ITEMIZED ACCOUNTING FOR
THE PORTAGE COUNTY PROBATE COURT
FOR CALENDAR YEAR 2009

OPEN ITEMS AS OF DECEMBER 31, 2008 - \$ 18,322.52

ACTUAL RECEIPTS COLLECTED IN YEAR 2009

\$170,269.61	-	\$252,495.84
--------------	---	--------------

PLUS MONIES PREVIOUSLY ON DEPOSIT

\$82,226.23

INCLUDES \$193.74 IN UNCLAIMED FUNDS

\$270,818.36

1998 1999 2000

JANUARY 2009 THROUGH DECEMBER 2009
DISBURSEMENTS – (VERIFIED BY END OF
YEAR ACTUAL LISTING REPORT.)

ACTUAL DISBURSEMENTS TO

COUNTY AND STATE - \$183,325.61 - \$249,967.93

(INCLUDES \$193.74 IN UNCLAIMED FUNDS)

(INCLUDES \$66,642.32 PRESENTLY HELD ON DEPOSIT.)

— — —

TOTAL REVENUE COLLECTED INCLUDING
MONIES PREVIOUSLY ON DEPOSIT
LESS DISBURSEMENTS AND MONIES
PRESENTLY ON DEPOSIT

- \$20,850.43

— — —

OPEN ITEMS FOR BEGINNING 2009
(VERIFIED BY BANK STATEMENT LESS
OUTSTANDING CHECKS AND
OPEN ITEMS COMPUTER REPORT.)

- \$20,850.43

2009 PROBATE ITEMIZED ACCOUNTING

AVAILABLE ARE THIS COURT'S MONTHLY
ACCOUNT REPORTS AND THIS COURT'S BANK
ACTUAL LISTING REPORTS VERIFYING DEPOSITS
AND DISBURSEMENTS.

12/31/09 BANK BALANCE AS IS
VERIFIED ON THIS COURT'S BANK
STATEMENT:

- \$35,430.02

LESS OUTSTANDING 2009 CHECKS - 14,579.59
(INCLUDES END OF MONTH
DECEMBER '09 CHECKS ALSO)

BALANCE - **\$20,850.43**

- - -

2009 DISBURSEMENTS

\$183,325.61

CLERK FEES	-	\$101,628.87
RECORD COURIER	-	0.00
GUARDIANSHIP INVESTIGATION	-	2,250.00
ADOPTION INVESTIGATION	-	4,300.00
LEGITIMATION BIRTH CERTIFICATE	-	0.00
ADOPTION BIRTH CERTIFICATE	-	614.00
PATERNITY BIRTH CERTIFICATE	-	0.00
INDIGENT GUARDIANSHIP	-	15,620.00
DOMESTIC VIOLENCE	-	13,056.00
LEGAL AID	-	12,194.00
COMPUTER RESEARCH	-	4,467.00
COMPUTERIZATION FEE	-	14,800.00
PUTATIVE FATHER REG. FUND	-	1,020.00
BOND RECEIVED	-	0.00
MANUAL DISTRIBUTION	-	0.00
CHECKS	-	0.00
CONDUCT OF BUSINESS	-	768.00
PORTAGE COUNTY LEGAL NEWS	-	12,414.00
UNCLAIMED FUNDS	-	193.74

TOTAL 2009 DISBURSEMENTS - **\$183,325.61**

2009 PROBATE ITEMIZED ACCOUNTING

TOTAL DISBURSEMENTS MADE TO
PORTAGE COUNTY: - **\$157,083.61**

(REFLECTS CLERK FEES, INVESTIGATION
FEES, DOMESTIC VIOLENCE FEES,
COMPUTER RESEARCH FEES, CONDUCT OF
BUSINESS FEES, INDIGENT GUARDIANSHIP
FEES, AND UNCLAIMED FUNDS.)

(COMPUTER RESEARCH, COMPUTERIZATION
FEES, CONDUCT OF BUSINESS, AND INDIGENT
GUARDIANSHIP FEES ARE TO BE MAINTAINED
IN SEPARATE FUNDS FOR THIS COURT'S USE ONLY.)

TOTAL DISBURSEMENTS MADE TO
THE STATE OF OHIO - **\$ 13,828.00**

(REFLECTS FEES FOR ADOPTION
BIRTH CERTIFICATES, LEGAL AID,
AND PUTATIVE FATHER REG. FEES.)

TOTAL DISBURSEMENTS MADE TO THE
PORTAGE COUNTY LEGAL NEWS - **\$12,414.00**

(REFLECTS PUBLISHING COSTS AND
NEW CASE FILINGS.)

TOTAL 2009 DISBURSEMENTS: **\$183,325.61**

Prepared by: D.M. THARP
4 February 2010

DIRECTORY OF PERSONNEL
PORTAGE COUNTY JUVENILE DIVISION
8000 INFIRMARY ROAD
RAVENNA OH 44266

COMMON PLEAS COURT

PORTAGE COUNTY

JUVENILE DIVISION

DIRECTORY OF PERSONNEL

THE HONORABLE THOMAS J. CARNES, JUDGE

COURT SUPPORT STAFF

James J. AylwardChief Magistrate

Joseph SzymanskiMagistrate

Denise Metropulos/Tharp.....Court Reporter
Court Administrator
Fiscal Administrator

Lenny SorboroDirector of Youth
Rehabilitation

Sheila Cecora.....Chief Deputy Clerk

Robert White.....Director of
Psychology/Substance
Abuse Services

PSYCHOLOGY DEPARTMENT SUPPORT STAFF

Alison Steinberg.....Psychological
Assistant

PROBATION, PSYCHOLOGY, AND ADMINISTRATIVE ASSISTANT

Christy Troyer

JUVENILE DIRECTOR OF PERSONNEL CONT'D

DEPUTY CLERKS

Sheila Cecora	Chief Deputy Clerk
Michelle Zuponcic.....	Delinquency
and Tia Davis	Deputy Clerks
Linda Ricci.....	Job & Family
	Service Deputy Clerk
Rebecca Hale	Child Support
	Enforcement Clerk
Bridget Jones.....	Receptionist and
	Traffic Deputy Clerk
Darla Kehres	Assignment Clerk

FISCAL DEPARTMENT

Denise Metropulos/Tharp.....	Grants Coordinator
	Administrator
Judi Payden.....	Juvenile Court
	Fiscal Officer

PROBATION DEPARTMENT

Lenny Sorboro	Director of Youth
	Rehabilitation
Shannon Gonzalez.....	Director of
	Special Services
Jeffrey Cunningham.....	Chief Probation
	Officer
Rory Franks.....	Assistant Chief
	Probation Officer

JUVENILE DIRECTORY OF PERSONNEL CONT'D

Probation Dept. Cont'd.

Jennifer Allen.....	Intensive Probation Officer
Ed O'Bryant.....	Intensive Probation Officer
Aaron Heavner	Probation Officer
Nicole Lambert	Probation Officer
Leonard Bahney	Electronic Monitoring Probation Officer
Jerry Powell	Diversion Services Intervention Specialist
Dan Patz	Substance Abuse Specialist
Eugene Clinkscale.....	Probation Officer
Kelli Stefansic.....	Restitution/ Community Service Officer
Christy Troyer.....	Administrative Assistant
Kimberly Benner	Administrative Assistant, II

JUVENILE DIRECTORY OF PERSONNEL CONT'D

LEGAL DEPARTMENT

Alison Manayan BlackmoreJob& Family
Service's Prosecutor

Roxana Lyle.....Child Support
Enforcement Prosecutor

Sean Scahill.....State Prosecutor

BAILIFFS

Scott Wolverton
Shawn Dickson
Paul Fisher

PORTAGE/GEAUGA COUNTY JUVENILE DETENTION CENTER

THOMAS J. REHNERT, SUPERINTENDENT

BRANDON WINARCHIAK, ADMINISTRATIVE ASSISTANT

**2009 PORTAGE COUNTY JUVENILE COURT
STATISTICS**

<u>CASE TYPE</u>	<u>DELINQUENCY</u>		<u>UNRULY</u>		<u>TRAFFIC</u>	
	<u>2008</u>	<u>2009</u>	<u>2008</u>	<u>2009</u>	<u>2008</u>	<u>2009</u>
NEW CASES FILED	659	690	99	89	724	713
TRANSFERRED IN/ REACTIVATED CASES	<u>181</u>	<u>172</u>	<u>3</u>	<u>12</u>	<u>33</u>	<u>31</u>
TOTAL	840	862	102	101	757	744

	<u>DEP./ABUSED & NEGLECTED</u>		<u>PERMANENT CUSTODY</u>	
NEW CASES FILED	161	145	15	15
TRANSFERRED IN/ REACTIVATED CASES	<u>0</u>	<u>0</u>	<u>0</u>	<u>2</u>
TOTAL	161	145	15	17

	<u>CUSTODY & VISITATION</u>		<u>PARENTAGE</u>		<u>SUPPORT ENFORCEMENT</u>	
NEW CASES FILED	100	121	71	53	125	155
TRANSFERRED IN/ REACTIVATED CASES	<u>98</u>	<u>105</u>	<u>5</u>	<u>3</u>	<u>253</u>	<u>329</u>
TOTAL	198	226	76	56	378	484

	<u>ADULT</u>		<u>OTHER</u>	
NEW CASES FILED	63	50	3	4
TRANSFERRED IN/ REACTIVATED CASES	<u>13</u>	<u>6</u>	<u>0</u>	<u>0</u>
TOTAL	76	56	3	4

TOTAL NEW CASES	2020	2035
TOTAL TRANS./REACT.	<u>586</u>	<u>660</u>
TOTAL	2606	2695

DELINQUENT CHARGES

<u>OFFENSES</u>	<u>2008</u>	<u>2009</u>	<u>OFFENSES</u>	<u>2008</u>	<u>2009</u>
MURDER	0	2	AGG. ROBBERY HARM TO VICTIM INFLICTED	1	4
FELONIOUS ASSAULT	8	10	AGG. ROBBERY OFFENDER ARMED	1	5
FELONIOUS ASSAULT DEADLY WEAPON USED	0	2	AGGRAVATED ROBBERY	1	0
ASSAULT	91	63	COMPLICITY TO AGG ROBBERY	0	3
MENACING BY STALKING	2	0	ROBBERY	3	1
AGGRAVATED MENACING	9	9	AGGRAVATED BURGLARY OFFENDER ARMED	1	1
MENACING	5	9	BURGLARY	20	25
RAPE	12	5	COMPLICITY TO AGG. BURGLARY	0	1
ATTEMPTED RAPE	1	0	BREAKING & ENTERING	6	7
GSI	5	2	AGGRAVATED TRESSPASSING	1	0
SEXUAL IMPOSITION	1	1	CRIMINAL TRESPASS	34	14
IMPORTUNING	1	0	TAMPERING WITH COIN MACHINES	0	1
VOYEURISM	1	0	THEFT	109	102
PUBLIC INDECENCY	14	0	COMPLICITY TO THEFT	0	4
DISSEMINATING MATTER HARMFUL TO JUVENILES	5	4	COMPLICITY TO GRAND THEFT	0	2
ILLEGAL USE OF A MINOR IN NUDITY ORIENTED MATERIAL	0	1	UNAUTH. USE OF M/V	5	7
AGGRAVATED ARSON	1	1	UNAUTH. USE OF PROPERTY	1	0
ARSON	2	4	PASSING BAD CHECKS	0	1
VANDALISM	15	9	MISUSE OF CREDIT CARD	2	2
CRIMINAL DAMAG./ENDANG.	30	42	FORGERY	0	1
COMPLICITY TO CRIMINAL DAMAGING	0	1	CRIMINAL SIMULATION	0	1
CRIMINAL MISCHIEF	8	28	RECEIVING STOLEN PROPERTY	26	28
VEHICULAR VANDALISM	0	2	INCITING TO VIOLENCE	1	0
RAILROAD VANDALISM	1	2	FAILURE TO DISPERSE	0	2

<u>OFFENSES</u>	<u>2008</u>	<u>2009</u>	<u>OFFENSES</u>	<u>2008</u>	<u>2009</u>
DISORDERLY CONDUCT	63	73	POSSESSION OF DRUGS	14	36
MISCONDUCT @ EMERGENCY	0	1	POSS. OF DRUG PARAPH.	49	47
TELECOMM. HARASSMENT	4	3	COUNTERFEIT CONTROLLED SUBSTANCE	0	2
INDUCING PANIC	1	2	CONTAMINATING SUBST FOR HUMAN CONSUMPTION	0	1
INTERFERENCE W CUSTODY	2	0	DANGEROUS DRUGS	2	5
DOMESTIC VIOLENCE	61	91	COMPLICITY TO COMPOUND OF A DANGEROUS DRUG	0	1
INTIMIDATION OF CRIME VICTIM OR WITNESS	0	3	OPEN CONTAINER	3	0
FALSIFICATION	4	2	PROHIBITIONS	137	168
OBST. OFFICIAL BUSINESS	22	14	LITTERING	2	0
RESISTING ARREST	9	6	CRUELTY TO ANIMALS	0	1
FAILURE TO COMPLY WITH ORDER/SIGNAL	7	2	POSSESS/DISCHARGE FIREWORKS	0	1
FLEEING/ELUDING	1	0	PRESENTING FALSE INFO. TO POLICE OFFICER	2	0
ESCAPE	0	1	BOATER EDUCATION	1	0
HARRASSMENT BY INMATE	0	1	OBSERVER REQUIRED WHEN TOWING SKIER	1	0
CCW	15	3	VIOL. OF PROBATION/PAROLE	1	0
IMPROPERLY FURNISH. FIREARMS TO MINOR	1	0	TRUANCY BY DELINQ.	34	10
ILLEGAL CONVEY./POSS. OF A DEADLY WEAPON IN SCHOOL ZONE	7	5	UNRULY OFFENSES FILED W DELINQUENT OFFENSE	62	66
DISCHARGING FIREARMS	1	3			
POSS. OF CRIMINAL TOOLS	4	4			
TRAFFICKING IN DRUGS	7	7			
CORRUPT. ANOTH W DRUGS	1	0			
TRAFFICKING IN MARIJUANA	1	2			
POSS. OF MARIJUANA	14	11			
DRUG ABUSE	22	20			

NOTICE OF ALLEGED PROBATION/DISPOSITION VIOLATIONS

	<u>2008</u>	<u>2009</u>
EXTEND THE CHILD'S PROBATION	0	0
IMPOSE THE CHILD'S PREV. SUSPENDED PERIOD OF DETENTION	1	2
REVIEW AND/OR MODIFY THE COURT'S PREV. DISP. ORDER	0	1
REVOKE THE COURT'S PREV. ORDER OF HOUSE ARREST & DETAIN	2	1
REVOKE THE CHILD'S PROBATION	63	94
PAROLE VIOLATIONS	4	0
DISPOSITION VIOLATIONS	<u>43</u>	<u>19</u>
TOTAL	110	117

ADULT CHARGES FILED

	<u>2008</u>	<u>2009</u>
CONTRIBUTING TO THE UNRULINESS/DELINQUENCY OF A MINOR	81	45
FAILING TO SEND CHILD TO SCHOOL	<u>17</u>	<u>5</u>
TOTAL	98	50

UNRULY CHARGES

WARRANTS

<u>OFFENSE</u>	<u>2008</u>	<u>2009</u>		<u>ISSUED</u>	<u>SERVED</u>	<u>CANCELLED</u>
CURFEW	19	27	ADULT	7	7	0
RUNAWAY	1	3	CIVIL	68	61	1
TRUANCY	10	6	DELINQ./UNRULY	86	86	0
UNRULY	<u>121</u>	<u>107</u>	TRAFFIC	<u>4</u>	<u>6</u>	0
TOTAL	151	143		165	160	1

TRAFFIC CHARGES

<u>OFFENSE</u>	<u>2008</u>	<u>2009</u>	<u>OFFENSE</u>	<u>2008</u>	<u>2009</u>
OWNER REQ. TO FILE APPLIC	1	5	RECKLESS OPERATION	15	6
FAILURE TO DISPLAY PLATES	10	6	RECKLESS OPERATION ON PRIVATE PROPERTY	2	4
REQ. ANNUAL REGISTRATION	0	2	FAILURE TO CONTROL	89	57
PERM. UNLICENSED DRIVER TO OPERATE M/V	2	0	ASSURED CLEAR DISTANCE	73	80
NON-COMPLIANCE OPERATOR W/O INSURANCE	3	0	SPEED	100	101
DRIV. UNDER OVI SUSP.	0	1	SPEED FOR CONDITIONS	26	18
DRIV UNDER FRA SUSP.	0	2	SPEED ZONE REDUCED	67	90
DRIV. UNDER SUSP./REIN. FEE	3	0	SPEED ZONES 55 MPH	39	48
DRIV. UNDER COURT SUSP.	0	1	SPEED ZONE 65 MPH	76	67
DRIV. UNDER SUSPENSION	16	10	SLOW SPEED	1	1
NO OPERATORS LICENSE	29	31	IDLE SPEED	0	1
LICENSE REQ. ON PERSONS	5	4	LANES OF TRAVEL	7	3
EXCESS PASSENGERS WITH JUVENILE	0	2	RULES OF PASSING VEHICLES	2	3
PROB. LICENSE FOR MINOR	9	23	PASSING ON THE RIGHT	0	1
UNLICENSED DRIV. OPERAT. A MOTOR VEHICLE	1	0	DRIVING LEFT OF CENTER	2	3
FAILURE TO DISPLAY O.L.	1	5	HAZARDOUS ZONES	1	3
DISOBEYING TRAFFIC CONTROL DEVICE/SIGNS	20	19	VIOL. OF ONE WAY TRAFFIC	1	0
SIGNAL LIGHTS	16	17	DRIVING IN MARKED LANES	5	10
FLASHING TRAFFIC SIGNALS	0	1	FOLLOWING TOO CLOSE	1	4
D.U.I.	9	12	TURNS AT INTERSECTIONS	4	0
O.V.U.A.C.	14	14	U-TURNS	1	0
			STARTING & BACKING	10	1
			TURN & STOP SIGNS	10	5

TRAFFIC CHARGES

<u>OFFENSE</u>	<u>2008</u>	<u>2009</u>		<u>2008</u>	<u>2009</u>
FTY @ INTERSECTIONS	4	6	REGISTRATION REQUIRED	1	0
FTY TURNING LEFT	10	21	PROHIBITIONS ON USE	0	3
FTY @ STOP & YIELD SIGNS	34	44	HIT SKIP LEAVING THE SCENE	2	3
FTY FROM PRIVATE DRIVE	19	10	HIT SKIP LEAVING THE SCENE - INJURY INVOLVED	3	3
FTY TO A PUBLIC SAFETY VEHICLE	0	1	HIT SKIP -PRIVATE PROPERTY	0	2
FTY BY A PEDESTRIAN	1	1	FICTITIOUS PLATES	4	2
PEDESTRIAN WALKING ON HIGHWAY	0	1	FICTITIOUS REGISTRATION	1	0
RIDING OUTSIDE OF VEHICLE	3	0	OPERATED W/O LICENSE PLATES	0	3
VIOLATION OF R.R. CROSSING	1	0			
PROHIB. AGAINST ATTACHING BIKES/SLEDS TO VEHICLES	0	1			
SCHOOL BUS VIOLATION	3	3	TOTAL TRAFFIC CHARGES	839	840
IMPROPER PASSING	0	1			
LITTERING	0	1	TOTAL TRAFFIC CASES	757	744
UNSAFE VEHICLE	2	1			
LIGHTED LIGHTS REQUIRED	5	1			
HEADLIGHTS	3	0			
TAIL & LICENSE LIGHTS	2	6			
NO BRAKE LIGHTS	1	0			
TWO LIGHTS DISPLAYED	2	1			
TINTED WINDSHIELDS	2	0			
SEATBELT	65	62			
PRESENTING FALSE INFO. TO POLICE OFFICER	0	2			

LAW ENFORCEMENT AGENCIES FILING TRAFFIC CHARGES

PORTAGE COUNTY LAW ENFORCEMENT

	<u>2008</u>	<u>2009</u>
AURORA	74	67
BRADY LAKE	3	3
BRIMFIELD	37	34
GARRETTSVILLE	17	5
HIRAM	5	3
KENT	99	84
KENT STATE UNIVERSITY	3	1
MOGADORE	7	1
MANTUA	10	21
OHIO DEPART. OF NATURAL RESOURCES	5	8
OHIO STATE PATROL POST 67	327	335
OHIO STATE PATROL POST 91	46	26
PORTAGE COUNTY SHERIFF DEPARTMENT	20	62
RAVENNA	33	45
STREETSBORO	101	94
WINDHAM	<u>4</u>	<u>2</u>
TOTAL PORTAGE COUNTY	791	791

**TRANSFERRED FROM OTHER
COUNTIES**

<u>COUNTY</u>	<u>2008</u>	<u>2009</u>	<u>COUNTY</u>	<u>2008</u>	<u>2009</u>
ASHTABULA	0	2	MAHONING	7	4
BELMONT	0	2	MEDINA	1	3
CLINTON	0	1	RICHLAND	1	0
COLUMBIANA	3	3	SANDUSKY	0	1
CUYAHOGA	2	0	STARK	10	6
DELAWARE	1	0	SUMMIT	1	3
ERIE	5	7	TRUMBULL	10	12
FULTON	0	1	TUSCARAWAS	2	2
GUERNSEY	0	2	WARREN	1	0
HURON	1	0	WAYNE	3	0
			TOTAL OTHER COUNTIES	48	49

DEPENDENT, NEGLECTED & ABUSED CHARGES

<u>DEPENDENCY</u>	<u>2008</u>	<u>2009</u>
DEPARTMENT OF JOB & FAMILY SERVICES - EMERGENT	82	89
DEPARTMENT OF JOB & FAMILY SERVICES - NON-EMERGENT	79	56
TOTAL	161	145

NEGLECT

DEPARTMENT OF JOB & FAMILY SERVICES - EMERGENT	63	72
DEPARTMENT OF JOB & FAMILY SERVICES - NON -EMERGENT	58	37
TOTAL	121	109

ABUSED

DEPARTMENT OF JOB & FAMILY SERVICES - EMERGENT	41	54
DEPARTMENT OF JOB & FAMILY SERVICES - NON- EMERGENT	<u>27</u>	<u>24</u>
TOTAL	68	78

<u>MOTION FOR PERMANENT CUSTODY/SURRENDER</u>	15	17
--	-----------	-----------

ALL OTHER CASES

DRIVING UNDER SUSP. WITHDRAW FROM SCHOOL	0	1
JUDICIAL BY-PASS	3	2
NOTICE OF ADOPTION AGREEMENT	<u>0</u>	<u>1</u>
TOTAL	3	4

PATERNITY

PATERNITY COMPLAINT - PRIVATE COUNSEL FILINGS	44	29
PATERNITY COMPLAINT - CHILD SUPPORT ENFORCEMENT FILINGS	<u>27</u>	<u>24</u>
TOTAL	71	53

CUSTODY AND VISITATION

NEW CASES FILED

	<u>2008</u>	<u>2009</u>
CARETAKER AUTHORIZATION FORM	1	2
COMPLAINT FOR CUSTODY	54	66
COMPLAINT FOR CUSTODY AND CHILD SUPPORT	16	11
COMPLAINT TO ESTABLISH VISITATION	9	19
POWER OF ATTORNEY	20	22
REGISTRATION OF FOREIGN DECREE	<u>0</u>	<u>1</u>
TOTAL	100	121

TRANSFERRED/REACTIVATED CASES & MOTIONS

MOTION FOR CHANGE OF CUSTODY	48	51
MOTION FOR CONTEMPT	10	5
MOTION FOR CUSTODY	14	16
MOTION FOR CUSTODY & SUPPORT	1	0
MOTION TO MODIFY VISITATION	5	11
MOTION FOR SHARED PARENTING	4	0
MOTION FOR VISITATION	14	15
MOTION TO TERMINATE CUSTODY	2	0
MOTION TO TERMINATE VISITATION	1	2
SECOND/SUBSEQUENT POA/CA	<u>1</u>	<u>6</u>
TOTAL	100	106

SUPPORT ENFORCEMENT OR MODIFICATION

NEW CASES FILED

COMPLAINT FOR CHILD SUPPORT	14	13
COMPLAINT FOR CHILD SUPPORT/ADOPTION OF ADMIN. ORDERS	103	127
MOTION TO TERMINATE CHILD SUPPORT	0	2
REVIEW/OBJECTION TO ADMINISTRATIVE ORDER	<u>8</u>	<u>13</u>
TOTAL	125	155

TRANSFERRED/REACTIVATED CASES & MOTIONS

MOTION FOR CHILD SUPPORT	46	44
MOTION FOR CONTEMPT	9	10
MOTION TO DETERMINE ARREARAGES AND CONTEMPT	99	176
MOTION TO IMPOSE SUSPENDED SENTENCE/CONTEMPT	14	12
MOTION TO MODIFY CHILD SUPPORT	16	23
MOTION TO TERMINATE CHILD SUPPORT	2	5
NOTICE OF REVISED AMOUNT OF CHILD SUPPORT	64	56
REVIEW/OBJECTION TO ADMINISTRATIVE ORDER	<u>3</u>	<u>3</u>
TOTAL	253	329

DISPOSITION STATISTICS***DELINQUENCY CASES***

BINDOVER	2
COMMUNITY SERVICE	2
COSTS	33
COSTS SUSPENDED	3
DISMISSED	230
DYS	10
DYS SUSPENDED	16
JAIL	7
JAIL SUSPENDED	1
NO DISPOSITION ORDERED	4
NOT PROVEN	5
PROBATION	2
TEMP. CUSTODY PCDJFS	1
TRAINING/TREATMENT/EVAL.	124
TRAINING/TREATMENT/EVAL. SUSPENDED	249
TRANSFER TO ANOTHER COUNTY	111
WARRANT	<u>38</u>
TOTAL	838

UNRULY CASES*

COMMUNITY SERVICE	4
COSTS	26
COSTS SUSPENDED	13
COUNSELING	2
DISMISSED	38
NO DISPOSITION ORDERED	1
PROBATION	9
PROTECTIVE SUPERV. PCDJFS	1
TRANSFER TO ANOTHER COUNTY	3
WARRANT	<u>5</u>
TOTAL	102

TRAFFIC CASES*

ADMIT	387
ADMIT/AMENDED CHARGE	41
ADMIT -WAIVER CITATION	212
DISMISSED	22
NO CONTEST	70
TRAINING/TREATMENT/EVAL SUSPENDED	2
TRANSFER TO ANOTHER COUNTY	1
WARRANT	<u>5</u>
TOTAL	740

ADULT CASES*

COSTS	3
COSTS SUSPENDED	1
DISMISSED	41
JAIL	4
NO CONTEST	1
NOT PROVEN	1
WARRANT	<u>6</u>
TOTAL	57

DEP./NEG./ABUSED CASES*

DISMISSED	26
LEGAL CUSTODY	1
LEGAL CUST. PROT. SUPERV.	39
TEMP. CUSTODY/PCDJFS	75
TEMP. CUSTODY/ PROT. SUPERV.	10
TOTAL	151

*DISPOSITIONS ABOVE REPRESENT THE PRINCIPLE DISPOSTITION ORDERED. A CASE CAN HAVE MORE THAN ONE DISPOSTITION.

OTHER CASES

COMPLAINT GRANTED	3
NO DISPOSITION	<u>1</u>
TOTAL	4

PERMANENT CUSTODY

DISMISSED	4
PERMANENT CUSTODY GRANTED	<u>12</u>
TOTAL	16

CUSTODY & VISIT./PATERNITY/SUPPORT ENFORCEMENT

ADMIT	37
COMPLAINT DENIED	6
COMPLAINT GRANTED	159
COMPLAINT WITHDRAWN	7
CONSOLIDATED	1
DISMISSED COMPLAINT/MOTION	73
MODIFICATION GRANTED	68
MOTION DENIED	19
MOTION GRANTED	266
MOTION TO WITHDRAW MOTION GRANTED	17
NO DISPOSITION ORDERED	34
SHARED PARENTING	13
TRANSFER TO ANOTHER COUNTY	6
WARRANT	<u>51</u>
TOTAL	757

2009 PORTAGE COUNTY JUVENILE COURT
FISCAL ACCOUNTING

**ITEMIZED ACCOUNTING FOR
THE PORTAGE COUNTY JUVENILE COURT
FOR CALENDAR YEAR 2009**

REVENUE:

OPEN ITEMS AS OF DECEMBER 31, 2008	-	\$ 9,306.15
RECEIPTS COLLECTED IN YEAR 2009 (Actual \$135,339.57) (PLUS \$17,757.32 MONIES ALREADY ON DEPOSIT)	-	151,188.19
TOTAL 2009 REVENUE	-	<u>\$153,096.89</u>

- - -

DISBURSEMENTS:

JANUARY 2009 THROUGH DECEMBER 2009
DISBURSEMENTS – (VERIFIED BY END OF YEAR
ACTUAL LISTING REPORTS) - \$126,532.87
(MONIES STILL ON DEPOSIT
AND BOND HELD - \$20,347.50)

TOTAL DISBURSEMENTS FOR 2009	-	<u>\$146,880.37</u>
------------------------------	---	----------------------------

- - -

TOTAL REVENUE COLLECTED LESS DISBURSEMENTS IN 2009	-	<u>\$6,216.52</u>
---	---	--------------------------

- - -

ITEMIZED ACCOUNTING
JUVENILE COURT 2009

OPEN ITEMS FOR BEGINNING 2009 (VERIFIED BY BANK STATEMENT AND OPEN ITEMS COMPUTER REPORT)	-	<u>\$ 9,306.15</u>
12/31/09 ENDING BANK BALANCE (VERIFIED ON THIS COURT'S 12/09 BANK STATEMENT)	-	\$10,422.90
LESS OUTSTANDING CHECKS (INCLUDED ARE DECEMBER 2009 EOM CHECKS NOT YET CASHED)	-	\$ 4,206.38
BALANCE FOR YEAR 2009	-	<u>\$ 6,216.52</u>

AVAILABLE ARE THIS COURT'S MONTHLY
ACTUAL LISTING REPORTS AND THIS
COURT'S BANK TRANSACTION LISTING REPORTS
VERIFYING DEPOSITS AND REFUNDS.

- - -

2009 DISBURSEMENTS TOTALLING
\$126,532.87

REHABILATIVE SUPPORT	-	\$10,785.71
COURT COSTS	-	32,283.91
COUNTY FINES	-	22,569.90
REPARATION/VICTIM CRIME	-	9,434.80
PUBLIC DEFENDER/GENERAL REVENUE	-	8,307.26
SEATBELT FINES	-	1,630.00
OHIO STATE PATROL FINES	-	5,635.00
CLERK FEES	-	499.00
COMPUTER RESEARCH	-	4,048.40
COMPUTERIZATION FEE	-	13,366.42
SEALING/EXPUNGEMENT FEES	-	30.00
BRIMFIELD POLICE DEPARTMENT	-	328.28
MARLBORO POLICE DEPARTMENT	-	20.00

ITEMIZED ACCOUNTING
JUVENILE COURT 2009

2009 DISBURSEMENTS CONTINUED:

ST. CLAIR TOWNSHIP P.D.	-	42.50
INDIGENT APPLICATION FEES	-	4,305.21
LAW LIBRARY	-	390.78
PORTAGE COUNTY LEGAL NEWS	-	500.00
DRUG LAW ENFORCEMENT FUND	-	2,164.28
INDIGENT DRIVER'S ALCOHOL FUND	-	928.56
INDIGENT DEFENSE SUPPORT FUND	-	7,662.86
RETURN OF BONDS	-	1,600.00

TOTAL 2009 DISBURSEMENTS - \$126,532.87

- - -

2009 DISBURSEMENTS
MADE TO PORTAGE COUNTY:

\$ 10,785.71 in Detention Support Fees
32,283.91 in Court Costs
22,569.90 in County Fines
499.00 in Clerk Fees
4,048.40 in Computer Research
13,366.42 in Computerization Fees

TOTAL: \$ 83,553.34

2009 DISBURSEMENTS MADE
TO THE STATE OF OHIO:

\$ 9,434.80 in Reparation/Victim Crime
8,307.26 in Public Defender/Gen. Rev.
1,630.00 in Seatbelt Fees
5,635.00 in OSP Fines
2,164.28 in Drug Law Enforcement Fund
928.56 in Indigent Alcohol Driver's Fund
7,662.86 in Indigent Defense Support fund

TOTAL: \$35,762.76

ITEMIZED ACCOUNTING
JUVENILE COURT 2009

OTHER 2009 DISBURSEMENTS:

\$ 500.00 to Portage County Legal News for Publication costs
390.78 to Portage County Law Library
which is 50% of Township Fees
4,305.21 Indigent Application Fees
30.00 Sealing/Expungement Fees
1,600.00 Return of Bonds

TOTAL: \$6,825.99

**FOLLOWING DISBURSEMENTS TO TOWNSHIP POLICE
DEPARTMENTS REPRESENTS 50% OF FINES COLLECTED:**

\$ 328.28 to Brimfield Police Department
20.00 to Marlboro Police Department
42.50 to St.Clair Township Police Department

TOTAL DISBURSEMENTS TO POLICE AGENCIES: \$390.78

TOTAL 2009 DISBURSEMENTS: \$126,532.87

Prepared by: D.M. Tharp – 19 February 2010

**2009 PORTAGE COUNTY JUVENILE COURT
DEPARTMENT OF YOUTH REHABILITATION
STATISTICAL DATA**

DEPARTMENT OF YOUTH REHABILITATION

STATISTICAL DATA

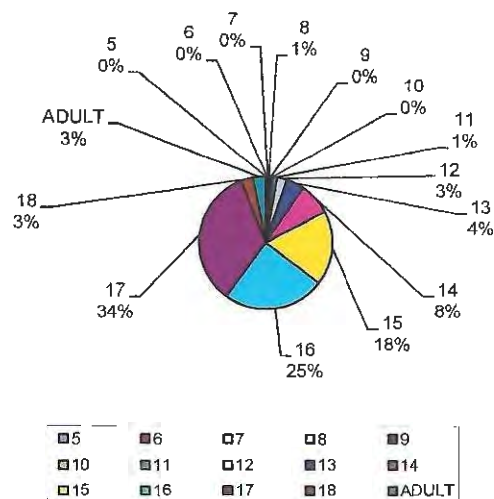
2009

CLASSIFICATION BY COMPLAINTS RECEIVED

1. Classification by Age
2. Classification by Gender
3. Classification by Offense Level
4. Classification by Race
5. Classification by Action Taken
6. Classification by Referral Source
 - A. Law Enforcement Departments
 - B. Department of Youth Rehabilitation
 - C. Out of County Departments
 - D. Portage County Schools
7. Classification by Offense

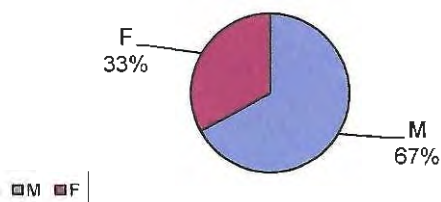
AGE	TOTAL PERCENT	
5	2	0.12%
6	6	0.35%
7	1	0.06%
8	8	0.47%
9	5	0.29%
10	7	0.41%
11	18	1.06%
12	41	2.42%
13	73	4.30%
14	132	7.78%
15	307	18.10%
16	419	24.71%
17	574	33.84%
18	51	3.01%
ADULT	52	3.07%
TOTAL	1696	100.00%

AGE



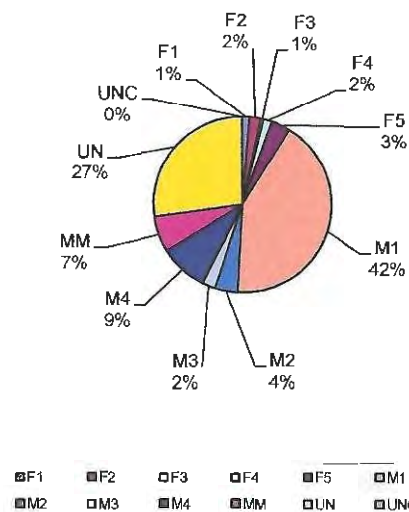
GENDER	TOTAL PERCENT	
M	1137	67.04%
F	559	32.96%
TOTAL	1696	100.00%

GENDER



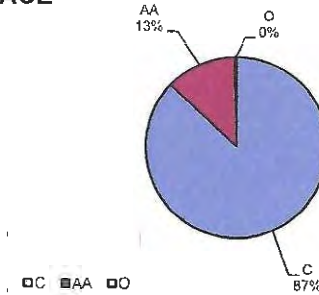
OFFENSE LEVEL	TOTAL PERCENT	
F1	23	1.36%
F2	33	1.95%
F3	9	0.53%
F4	27	1.59%
F5	58	3.42%
M1	713	42.04%
M2	70	4.13%
M3	42	2.48%
M4	148	8.73%
MM	111	6.54%
UN	462	27.24%
UNC	0	0.00%
TOTAL	1696	100.00%

OFFENSE LEVEL



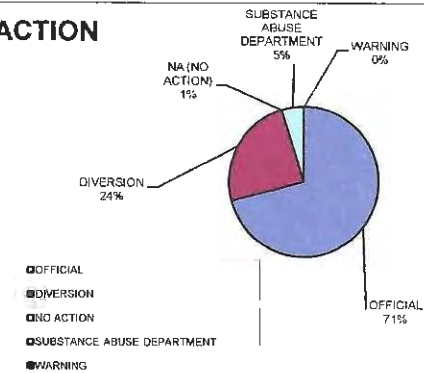
RACE	TOTAL PERCENT	
C	1474	86.91%
AA	214	12.62%
O	8	0.47%
TOTAL	1696	100.00%

RACE



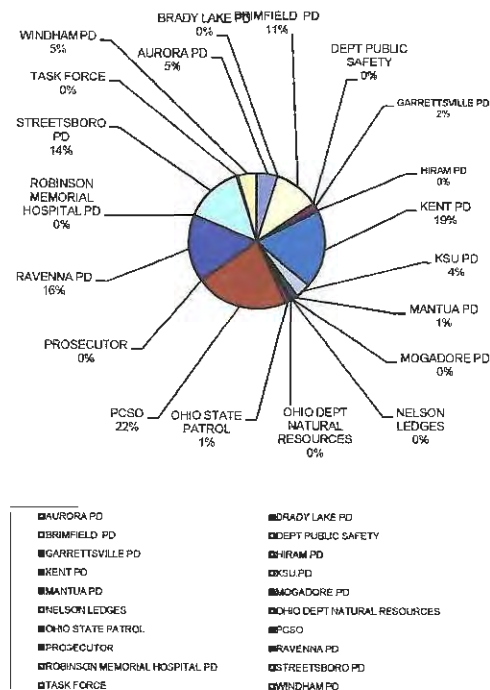
ACTION	TOTAL PERCENT	
OFFICIAL	1201	70.81%
DIVERSION	413	24.35%
NO ACTION	0	0.00%
SUBSTANCE ABUSE DEPARTMENT	82	4.83%
WARNING	0	0.00%
TOTAL	1696	100.00%

ACTION



LAW ENFORCEMENT REFERRALS	TOTAL PERCENT	
AURORA PD	67	4.89%
BRADY LAKE PD	0	0.00%
BRIMFIELD PD	146	10.66%
DEPT PUBLIC SAFETY	0	0.00%
GARRETTSVILLE PD	24	1.75%
HIRAM PD	5	0.36%
KENT PD	255	18.61%
KSU PD	50	3.65%
MANTUA PD	16	1.17%
MOGADORE PD	4	0.29%
NELSON LEDGES	0	0.00%
OHIO DEPT NATURAL RESOURCES	6	0.44%
OHIO STATE PATROL	17	1.24%
PCSO	303	22.12%
PROSECUTOR	0	0.00%
RAVENNA PD	221	16.13%
ROBINSON MEMORIAL HOSPITAL PD	0	0.00%
STREETSBORO PD	188	13.72%
TASK FORCE	5	0.36%
WINDHAM PD	63	4.60%
TOTAL	1370	100.00%

LAW ENFORCEMENT REFERRALS



TOTAL REFERRALS

1696 100.00%

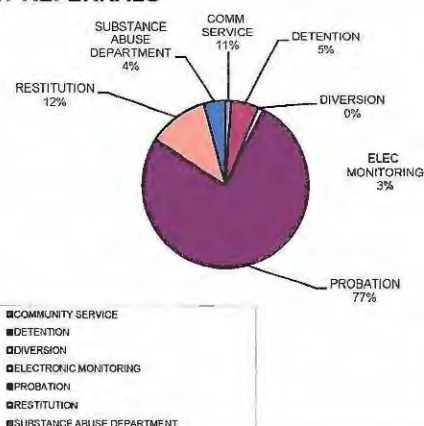
-PAGE 34-

COURT REFERRALS

TOTAL PERCENT

COMMUNITY SERVICE	1	1.06%
DETENTION	5	5.32%
DIVERSION	0	0.00%
ELECTRONIC MONITORING	1	1.06%
PROBATION	72	76.60%
RESTITUTION	11	11.70%
SUBSTANCE ABUSE DEPARTMENT	4	4.26%
TOTAL	94	100.00%

COURT REFERRALS

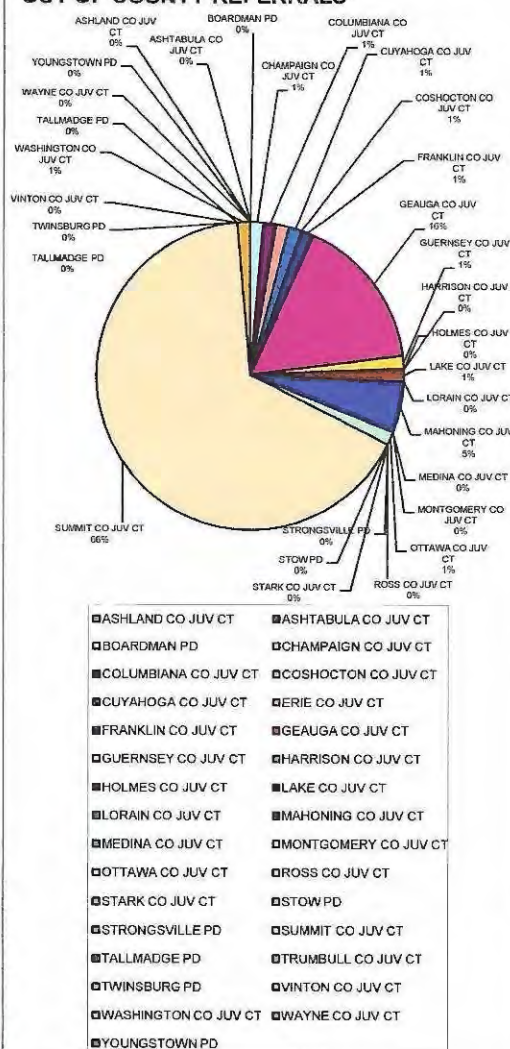


OUT OF COUNTY REFERRALS

TOTAL PERCENT

ASHLAND CO JUV CT	0	0.00%
ASHTABULA CO JUV CT	0	0.00%
BOARDMAN PD	0	0.00%
CHAMPAIGN CO JUV CT	1	1.35%
COLUMBIANA CO JUV CT	1	1.35%
COSHOCTON CO JUV CT	1	1.35%
CUYAHOGA CO JUV CT	1	1.35%
ERIE CO JUV CT	0	0.00%
FRANKLIN CO JUV CT	1	1.35%
GEAUGA CO JUV CT	12	16.22%
GUERNSEY CO JUV CT	1	1.35%
HARRISON CO JUV CT	0	0.00%
HOLMES CO JUV CT	0	0.00%
LAKE CO JUV CT	1	1.35%
LORAIN CO JUV CT	0	0.00%
MAHONING CO JUV CT	4	5.41%
MEDINA CO JUV CT	0	0.00%
MONTGOMERY CO JUV CT	0	0.00%
OTTAWA CO JUV CT	1	1.35%
ROSS CO JUV CT	0	0.00%
STARK CO JUV CT	0	0.00%
STOW PD	0	0.00%
STRONGSVILLE PD	0	0.00%
SUMMIT CO JUV CT	49	66.22%
TALLMADGE PD	0	0.00%
TRUMBULL CO JUV CT	0	0.00%
TWINSBURG PD	0	0.00%
VINTON CO JUV CT	0	0.00%
WASHINGTON CO JUV CT	1	1.35%
WAYNE CO JUV CT	0	0.00%
YOUNGSTOWN PD	0	0.00%
TOTAL	74	100.00%

OUT OF COUNTY REFERRALS

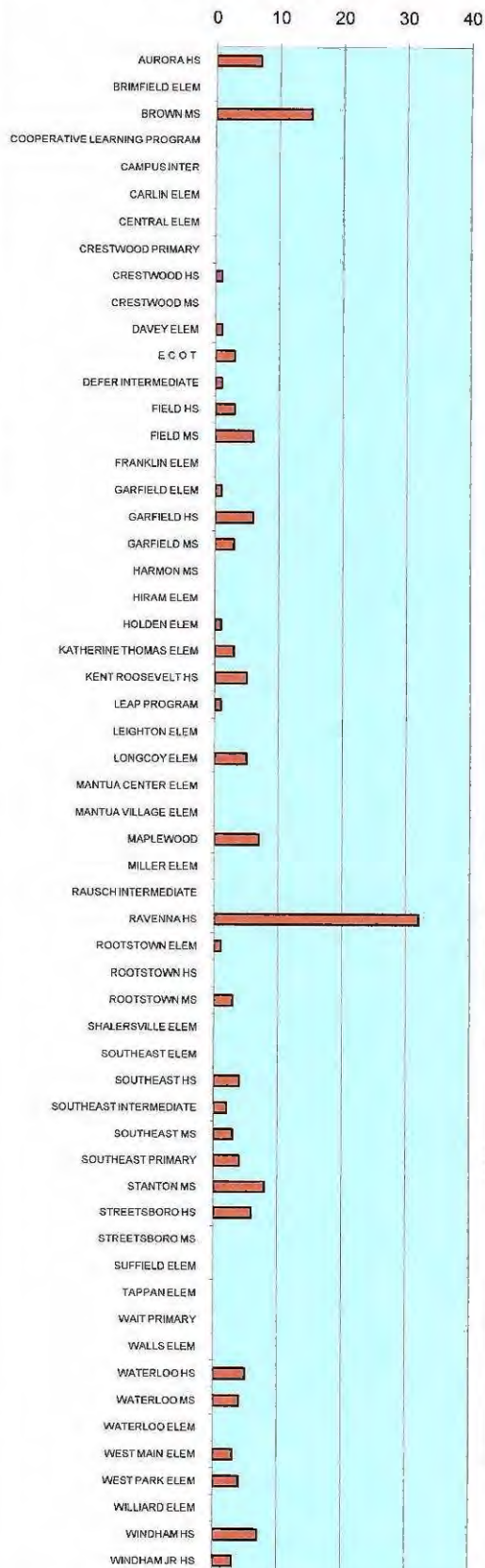


SCHOOL REFERRALS


TOTAL PERCENT

AURORA HS	7	4.43%
BRIMFIELD ELEM	0	0.00%
BROWN MS	15	9.49%
COOPERATIVE LEARNING PROGRAM	0	0.00%
CAMPUS INTER	0	0.00%
CARLIN ELEM	0	0.00%
CENTRAL ELEM	0	0.00%
CRESTWOOD PRIMARY	0	0.00%
CRESTWOOD HS	1	0.63%
CRESTWOOD MS	0	0.00%
DAVEY ELEM	1	0.63%
E.C.O.T.	3	1.90%
DEFER INTERMEDIATE	1	0.63%
FIELD HS	3	1.90%
FIELD MS	6	3.80%
FRANKLIN ELEM	0	0.00%
GARFIELD ELEM	1	0.63%
GARFIELD HS	6	3.80%
GARFIELD MS	3	1.90%
HARMON MS	0	0.00%
HIRAM ELEM	0	0.00%
HOLDEN ELEM	1	0.63%
KATHERINE THOMAS ELEM	3	1.90%
KENT ROOSEVELT HS	5	3.16%
LEAP PROGRAM	1	0.63%
LEIGHTON ELEM	0	0.00%
LONGCOY ELEM	5	3.16%
MANTUA CENTER ELEM	0	0.00%
MANTUA VILLAGE ELEM	0	0.00%
MAPLEWOOD	7	4.43%
MILLER ELEM	0	0.00%
RAUSCH INTERMEDIATE	0	0.00%
RAVENNA HS	32	20.25%
ROOTSTOWN ELEM	1	0.63%
ROOTSTOWN HS	0	0.00%
ROOTSTOWN MS	3	1.90%
SHALERSVILLE ELEM	0	0.00%
SOUTHEAST ELEM	0	0.00%
SOUTHEAST HS	4	2.53%
SOUTHEAST INTERMEDIATE	2	1.27%
SOUTHEAST MS	3	1.90%
SOUTHEAST PRIMARY	4	2.53%
STANTON MS	8	5.06%
STREETSBORO HS	6	3.80%
STREETSBORO MS	0	0.00%
SUFFIELD ELEM	0	0.00%
TAPPAN ELEM	0	0.00%
WAIT PRIMARY	0	0.00%
WALLS ELEM	0	0.00%
WATERLOO HS	5	3.16%
WATERLOO MS	4	2.53%
WATERLOO ELEM	0	0.00%
WEST MAIN ELEM	3	1.90%
WEST PARK ELEM	4	2.53%
WILLIARD ELEM	0	0.00%
WINDHAM HS	7	4.43%
WINDHAM JR HS	3	1.90%
TOTAL	158	100.00%

SCHOOL REFERRALS



AGGRAVATED ASSAULT	0	0.00%
AGGRAVATED ARSON	1	0.06%
AGGRAVATED BURGLARY	1	0.06%
AGGRAVATED MENACING	9	0.53%
ATTEMPTED MURDER	0	0.00%
AGGRAVATED ROBBERY	9	0.53%
ABUSING HARMFUL INTOXICANTS	1	0.06%
AGGRAVATED TRESPASS	0	0.00%
ARSON	4	0.24%
ASSAULT	66	3.89%
ASSAULT-DETENTION OFFICER	2	0.12%
ASSAULT-POLICE OFFICER	0	0.00%
ASSAULT-TEACHER	0	0.00%
ATTEMPT MURDER	0	0.00%
ATTEMPT ARSON	0	0.00%
ATTEMPT BURGLARY	1	0.06%
ATTEMPT RAPE	1	0.06%
ATTEMPTED THEFT	1	0.06%
ATTEMPT GROSS SEXUAL IMPOSITION	1	0.06%
ATTEMPT BREAKING AND ENTERING	1	0.06%
BREAKING AND ENTERING	6	0.35%
BURGLARY	23	1.36%
CARRYING CONCEALED WEAPON	4	0.24%
CHILD ENDANGERING	0	0.00%
CRIMINAL SIMULATION	1	0.06%
COMPLICITY AGGRAVATED ROBBERY	3	0.18%
COMPLICITY AGGRAVATED BURGLARY	1	0.06%
COMPLICITY ASSAULT	0	0.00%
COMPLICITY AUTO THEFT	1	0.06%
COMPLICITY BURGLARY	0	0.00%
COMPLICITY CRIMINAL DAMAGING	1	0.06%
COMPLICITY TO SELLING DRUGS	1	0.06%
CONTAMINATING SUBSTANCE	1	0.06%
COMPLICITY DRUG TRAFFICKING	0	0.00%
COMPLICITY FALSE ALARM	0	0.00%
COMPLICITY FELONIOUS ASSAULT	0	0.00%
COMPLICITY FORGERY	0	0.00%
COMPLICITY INDUCING PANIC	0	0.00%
COMPLICITY ROBBERY	0	0.00%
COMPLICITY THEFT	7	0.41%
COMPLICITY UNAUTHORIZED USE MOTOR VEHICLE	0	0.00%
COMPLICITY VANDALISM	0	0.00%
CONTRIBUTING	69	4.07%
CORRUPTING ANOTHER DRUGS	0	0.00%
COUNTERFEIT CONTROL SUBSTANCE	2	0.12%
CRIMINAL MISCHIEF	35	2.06%
CRIMINAL DAMAGING	47	2.77%
CRIMINAL TRESPASS	21	1.24%
CRUELTY TO ANIMALS	1	0.06%
CURFEW	149	8.79%
DISORDERLY CONDUCT	82	4.83%
DANGEROUS DRUGS	1	0.06%
DANGEROUS ORDNANCE	0	0.00%
CONVEYANCE PROHIBITED ITEMS	0	0.00%
DISCHARGE FIREARM	3	0.18%
DISCHARGE FIREWORKS	1	0.06%
DISRUPTING PUBLIC SERVICE	0	0.00%
DISSEMINATE HARMFUL MATTER	6	0.35%
DOMESTIC VIOLENCE	81	4.78%
DRUG ABUSE	20	1.18%
DRUG PARAPHERNALIA	57	3.36%



OFFENSE - Page 2

TOTAL PERCENT

DRUG TAMPERING	0	0.00%
DRUG TRAFFICKING	9	0.53%
EXTORTION	0	0.00%
ESCAPE	1	0.06%
ETHNIC INTIMIDATION	0	0.00%
FAILURE TO COMPLY	3	0.18%
FAILURE TO SEND TO SCHOOL	4	0.24%
FALSE ALARM	0	0.00%
FAIL TO DISPERSE	2	0.12%
FALSIFICATION	3	0.18%
FELONIOUS ASSAULT	12	0.71%
FELONIOUS THEFT	0	0.00%
FICTITIOUS ID	0	0.00%
FAIL TO STOP-ACCIDENT	0	0.00%
FLEEING AND ELUDING	0	0.00%
FORGERY	1	0.06%
FAIL TO SUBMIT-SCHOOL	15	0.88%
GRAND THEFT	2	0.12%
GRAND THEFT AUTO	1	0.06%
GROSS SEXUAL IMPOSITION	2	0.12%
HARASSMENT BY INMATE	1	0.06%
ILLEGAL POSSESSION DEADLY WEAPON	4	0.24%
ILLEGAL CONVEYANCE	0	0.00%
IMPROPERLY FURNISHING FIREARMS	0	0.00%
IMPORTUNING	0	0.00%
INCITING VIOLENCE	0	0.00%
INDUCING PANIC	3	0.18%
INTERFERENCE WITH CUSTODY	0	0.00%
INTIMIDATION	1	0.06%
INTIMIDATION OF VICTIM	2	0.12%
INVOLUNTARY MANSLAUGHTER	0	0.00%
LITTERING	2	0.12%
MAKING FALSE ALARM	0	0.00%
MENACING	10	0.59%
MISREPRESENTATION	0	0.00%
MISUSE OF CREDIT CARD	2	0.12%
MENACING BY STALKING	0	0.00%
MURDER	2	0.12%
NEGLIGENT ASSAULT	0	0.00%
NO DEER PERMIT	0	0.00%
NUDITY ORIENTED MATERIAL	0	0.00%
OBSTRUCT JUSTICE	0	0.00%
OBSTRUCT OFFICIAL BUSINESS	16	0.94%
OPEN CONTAINER	0	0.00%
PARTICIPATING CRIMINAL GANG	0	0.00%
PASS BAD CHECKS	1	0.06%
PERSONAL FLOATATION DEVICE	1	0.06%
POSSESSION CRIMINAL TOOLS	5	0.29%
POSSESSION DRUGS	28	1.65%
POSSESSION MARIJUANA	30	1.77%
PRE ADJUDICATED REVOKE	0	0.00%
PROHIBITED ACTS	0	0.00%
PROHIBITIONS	223	13.15%
PERJURY	0	0.00%
PUBLIC INDECENCY	0	0.00%
RECEIVING STOLEN PROPERTY	24	1.42%
RAPE	5	0.29%
RETALIATION	0	0.00%
RESISTING ARREST	6	0.35%
TAMPERING WITH COIN MACHINE	1	0.06%
ROBBERY	1	0.06%
SAFECRACKING	0	0.00%
SELL-FURNISH ALCOHOL TO MINOR	0	0.00%
SEXUAL IMPOSITION	1	0.06%

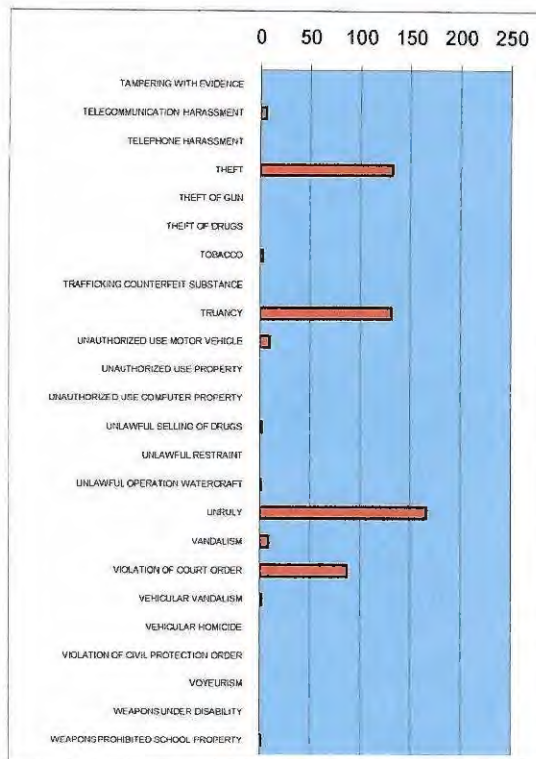
0 50 100 150 200 250



OFFENSE - Page 3

TOTAL PERCENT

TAMPERING WITH EVIDENCE	0	0.00%
TELECOMMUNICATION HARASSMENT	6	0.35%
TELEPHONE HARASSMENT	0	0.00%
THEFT	132	7.78%
THEFT OF GUN	0	0.00%
THEFT OF DRUGS	0	0.00%
TOBACCO	3	0.18%
TRAFFICKING COUNTERFEIT SUBSTANCE	0	0.00%
TRUANCY	131	7.72%
UNAUTHORIZED USE MOTOR VEHICLE	10	0.59%
UNAUTHORIZED USE PROPERTY	0	0.00%
UNAUTHORIZED USE COMPUTER PROPERTY	0	0.00%
UNLAWFUL SELLING OF DRUGS	2	0.12%
UNLAWFUL RESTRAINT	0	0.00%
UNLAWFUL OPERATION WATERCRAFT	1	0.06%
UNRULY	166	9.79%
VANDALISM	9	0.53%
VIOLATION OF COURT ORDER	87	5.13%
VEHICULAR VANDALISM	2	0.12%
VEHICULAR HOMICIDE	0	0.00%
VIOLATION OF CIVIL PROTECTION ORDER	0	0.00%
VOYEURISM	0	0.00%
WEAPONS UNDER DISABILITY	0	0.00%
WEAPONS PROHIBITED SCHOOL PROPERTY	1	0.06%
TOTAL	1696	100.00%



**2009 PORTAGE COUNTY JUVENILE COURT
DEPARTMENT OF YOUTH REHABILITATION
DEPARTMENT STATISTICAL DATA**

DEPARTMENT OF YOUTH REHABILITATION

DEPARTMENT STATISTICAL DATA

2009

1. Diversion Services
2. Community Service
3. Restitution
4. Psychological and Substance Abuse Services
5. Electronic Monitoring
6. Probation Services

DIVERSION SERVICES PROGRAM

The Department of Diversion Services provides the Court with an alternative, informal sanction in the non-judicial processing of unruly, minor delinquencies and/or school referral, while at the same time holding youth accountable for their actions. Participants in the program are frequently referred to community resources to address their individual needs.

Number of youth referred to Diversion Services	462	
Number of youth referred to formal processing (prior to intervention attempts)	23	
Number of cases that required NO services (withdrawn by parent, withdrawn by school, no action-other)	93	
Total number of youth seen in Diversion Services	346	100 %
Number of youth referred to community resources	133	38 %
Number of youth seen multiple times in 2009	16	5 %
Number of youth seen officially following their intervention	44	13 %
Percentage of successful outcomes with Diversion Programming	302	87%

GENDER - YOUTH COUNT

MALE	244	53%
FEMALE	218	47%
Total	462	100%

RACE - YOUTH COUNT

CAUCASIAN	414	90%
AFRICAN AMERICAN	43	9%
HISP	2	0%
OTHER	3	1%
Total	462	100%

AGE YOUTH COUNT

6 yr	11	2%
7 yr	1	0%
8 yr	6	1%
9 yr	6	1%
10 yr	4	1%
11 yr	16	3%
12 yr	28	6%
13 yr	26	6%
14 yr	56	12%
15 yr	85	18%
16 yr	103	22%
17 yr	119	26%
18 yr	1	0%
Total	462	100%

INCOMING REFERRALS - TOTAL COUNT

COMPLAINT	298	63%
SCHOOL REFERRAL	177	37%
Total	475	100%

STAFF - YOUTH COUNT

JERRY POWELL	305	64%
SHANNON GONZALEZ	164	35%
JENNIFER ALLEN	6	1%
LENNY SORBORO	0	0%
Total	475	100%

CONTACT TYPE - YOUTH COUNT

PREVENTION	202	49%
INFORMATIONAL CONFERENCE	86	21%
NO ACTION	28	7%
SCHOOL REFERRAL WITHDRAWN	37	9%
PARENT WITHDREW UNRULY CHARGES	28	7%
WARNING LETTER SENT	6	1%
TO COURT - INAPPROPRIATE	10	2%
TO COURT - FAILURE TO COOPERATE/ATTEND	9	2%
TO COURT - NEW CHARGES FILED	4	1%

COURT PROGRAM RECOMMENDATION

SUBSTANCE ABUSE ASSESSMENT	17	85%
PSYCHOLOGICAL EVALUATION	1	5%
RESTITUTION	2	10%
Total	20	100%

COMMUNITY RESOURCES RECOMMENDATION

COUNSELING	15	11%
CONTINUE COUNSELING	59	44%
CHOICES	39	29%
TEEN SOLUTIONS	13	10%
PARENT PROJECT	0	0%
FAMILY WORKS	1	1%
FAST TRACK	1	1%
ALATEEN	0	0%
BIG BROTHERS/BIG SISTERS	0	0%
BAIR FOUNDATION	0	0%
DEPT JOB & FAMILY SERVICES	1	1%
WORKFORCE DEVELOPMENT	0	0%
4H	0	0%
TH II MEDIATION	0	0%
TOBACCO INTERVENTION THII	0	0%
ANGER MANAGEMENT	4	3%
ALTERNATIVE EDUCATION	0	0%
GED PROGRAM	0	0%
MEDICAL INTERVENTION	0	0%
Total	133	100%

COMMENTS

TOTAL OFFENSES - TOTAL COUNT	455	
OFFENSE - TOTAL COUNT COMPLAINTS		
AGGRAVATED ASSAULT	0	0%
AGGRAVATED MENACING	0	0%
AGGRAVATED TRESPASS	0	0%
ARSON	0	0%
ASSAULT	6	2%
ASSAULT-TEACHER	0	0%
ATTEMPT BREAKING AND ENTERING	0	0%
ATTEMPT THEFT	0	0%
BOATING OFFENSE	1	0%
BREAKING AND ENTERING	0	0%
BURGLARY	0	0%
CARRYING CONCEALED WEAPON	0	0%
CHILD ENDANGERING	0	0%
COMPLICITY	1	0%
COMPLICITY ARSON	0	0%
COMPLICITY ASSAULT	0	0%
COMPLICITY AUTO THEFT	0	0%
COMPLICITY BURGLARY	0	0%
COMPLICITY CRIMINAL DAMAGING	0	0%
COMPLICITY FALSE ALARM	0	0%
COMPLICITY FORGERY	0	0%
COMPLICITY INDUCING PANIC	0	0%
COMPLICITY THEFT	0	0%
COMPLICITY VANDALISM	0	0%
CRIMINAL MISCHIEF	12	4%
CRIMINAL DAMAGING	5	2%
CRIMINAL TRESPASS	5	2%
CRUELTY TO ANIMALS	0	0%
CURFEW	69	25%
DISORDERLY CONDUCT	9	3%
DANGEROUS ORDNANCE	0	0%
DISCHARGE FIREARM	0	0%
DISCHARGE FIREWORKS	0	0%
DISRUPTING PUBLIC SERVICE	0	0%
DISSEMINATE HARMFUL MATTER	5	2%
DOMESTIC VIOLENCE	3	1%
DRUG PARAPHERNALIA	0	0%
ENDANGERING	0	0%
ETHNIC INTIMIDATION	0	0%
FAILURE TO COMPLY	0	0%
FAILURE TO SEND TO SCHOOL	0	0%
FALSE ALARM	0	0%
FALSE INFORMATION	0	0%

FALSIFICATION	0	0%
FELONIOUS THEFT	0	0%
FICTITIOUS ID	0	0%
FIREWORKS	0	0%
FLEEING AND ELUDING	0	0%
FORGERY	0	0%
GRAFFITI PROHIBITION	0	0%
GRAND THEFT	0	0%
GRAND THEFT AUTO	0	0%
ILLEGAL POSSESSION DEADLY WEAPON	0	0%
ILLEGAL POSSESSION FIREARM	0	0%
IMPROPERLY FURNISHING FIREARMS	0	0%
IMPROPER HANDLE FIREARM	0	0%
INCITING VIOLENCE	0	0%
INCORRIGIBILITY	18	6%
INDUCING PANIC	1	0%
INTERFERENCE WITH CUSTODY	0	0%
INTIMIDATION	0	0%
INTIMIDATION OF VICTIM	0	0%
LITTERING	2	1%
MAKING FALSE ALARM	0	0%
MENACING	1	0%
MISREPRESENTATION	0	0%
MISUSE OF CREDIT CARD	0	0%
NEGLIGENT ASSAULT	0	0%
NO DEER PERMIT	0	0%
NUDITY ORIENTED MATERIAL	0	0%
OBSTRUCT JUSTICE	0	0%
OBSTRUCT OFFICIAL BUSINESS	1	0%
PARTICIPATING CRIMINAL GANG	0	0%
PASS BAD CHECKS	0	0%
PERSONAL FLOATATION DEVICE	0	0%
POSSESSION CRIMINAL TOOLS	0	0%
PROHIBITED ACTS	0	0%
PROHIBITIONS ON USE	0	0%
PUBLIC INDECENCY	0	0%
RECEIVING STOLEN PROPERTY	5	2%
RESISTING ARREST	0	0%
RUNAWAY	0	0%
SELL-FURNISH ALCOHOL TO MINOR	0	0%
TAMPERING WITH EVIDENCE	0	0%
TELECOMMUNICATION HARASSMENT	1	0%
TELEPHONE HARASSMENT	0	0%
THEFT	40	14%
THEFT OF CREDIT CARD	0	0%
THEFT OF DRUGS	0	0%
TOBACCO	1	0%

TRASH DUMPING	0	0%
UNAUTHORIZED USE MOTOR VEHICLE	3	1%
UNAUTHORIZED USE PROPERTY	0	0%
UNAUTHORIZED USE COMPUTER PROPERTY	0	0%
UNLAWFUL HUNTING	0	0%
UNLAWFUL NOISE	0	0%
UNLAWFUL OPERATION WATERCRAFT	0	0%
UNRULY	89	32%
VANDALISM	0	0%
VOYEURISM	0	0%
WEAPONS PROHIBITED	0	0%
WEAPONS PROHIBITED SCHOOL PROPERTY	0	0%
Total	278	100%

OFFENSE - TOTAL COUNT SCHOOL REFERRALS

FTS-SCHOOL	26	15%
TRUANCY	151	85%
Total	177	100%

PORTAGE COUNTY AGENCY REFERRALS

WALK INS	1	0%
FROM COURT	8	3%
AURORA PD	12	4%
BRADY LAKE PD	0	0%
BRIMFIELD PD	13	4%
DEPT NATURAL RESOURCES	1	0%
DEPT PUBLIC SAFETY	0	0%
DIVISION OF WILDLIFE	0	0%
GARRETTSVILLE PD	8	3%
HIRAM PD	0	0%
KENT PD	39	13%
KSU PD	1	0%
MANTUA PD	5	2%
MOGADORE PD	2	1%
NELSON LEDGES	0	0%
OHIO DEPT NATURAL RESOURCES	0	0%
OHIO STATE PATROL	1	0%
PCSO	86	29%
RAVENNA PD	39	13%
STREETSBORO PD	61	21%
TASK FORCE	0	0%
WINDHAM PD	20	7%
Total	296	100%

OUT OF COUNTY REFERRALS

AKRON PD	0	0%
CUYAHOGA FALLS PD	0	0%
ERIE COUNTY	0	0%
GLAUGA CO JUV CT	0	0%
HUDSON PD	0	0%

MACEDONIA PD	0	0%
MAHONING CO JUV CT	0	0%
SOLO PD	0	0%
SPRINGFIELD PD	0	0%
STARK CO JUV CT	0	0%
STOW PD	0	0%
SUMMIT CO SHERIFF OFFICE	0	0%
SUMMIT CO JUV CT	0	0%
TALLMADGE PD	0	0%
TRUMBULL CO JUV CT	0	0%
TWINSBURG PD	0	0%
Total	0	0%

SCHOOL REFERRALS

AURORA HS	6	3%
BRIMFIELD ELEM	0	0%
BROWN MS	13	7%
CLP	0	0%
CAMPUS INTERMEDIATE	0	0%
CARLIN ELEM	0	0%
CENTRAL ELEM	2	1%
CRADDOCK ELEM	0	0%
CRESTWOOD HS	2	1%
CRESTWOOD MS	0	0%
DAVEY ELEM	1	1%
DEFER INTERMEDIATE	1	1%
EAST ELEM	0	0%
ECOT	3	2%
FIELD HS	8	5%
FIELD MS	3	2%
FRANKLIN ELEM	0	0%
GARFIELD ELEM	1	1%
GARFIELD HS	12	7%
GARFIELD INTERMEDIATE	2	1%
GARFIELD MS	3	2%
HARMON MS	0	0%
HIRAM ELEM	0	0%
HOLDEN ELEM	1	1%
KATHERINE THOMAS ELEM	2	1%
KENT CITY SCHOOLS (HOME SCHOOLED)	0	0%
KENT ROOSEVELT HS	4	2%
LARLHAM	0	0%
LEIGHTON ELEM	0	0%
LONGCOY ELEM	4	2%
MANTUA CENTER ELEM	0	0%
MANTUA VILLAGE ELEM	0	0%
MAPLEWOOD	9	5%
MILLER ELEM	0	0%

RAUSCH INTER	0	0%
RAVENNA HS	36	20%
ROOTSTOWN ELEM	2	1%
ROOTSTOWN HS	0	0%
ROOTSTOWN MS	3	2%
SHALERSVILLE ELEM	0	0%
SOUTHEAST ELEM	0	0%
SOUTHEAST HS	4	2%
SOUTHEAST INTER	3	2%
SOUTHEAST MS	3	2%
SOUTHEAST PRIMARY	3	2%
STANTON MS	8	5%
STREETSBORO HS	9	5%
STREETSBORO MS	0	0%
SUFFIELD ELEM	0	0%
TAPPAN ELEM	0	0%
VIRTUAL SCHOOL OF OHIO	1	1%
WAIT PRIMARY	0	0%
WALLS ELEM	0	0%
WATERLOO HS	6	3%
WATERLOO MS	4	2%
WATERLOO PRIMARY	0	0%
WEST MAIN ELEM	4	2%
WEST PARK ELEM	3	2%
WILLIARD ELEM	0	0%
WINDHAM HS	8	5%
WINDHAM JR HS	3	2%

Total	177	100%
-------	-----	------

TOTAL REFERRALS	473
-----------------	-----

2009 PORTAGE COUNTY JUVENILE COURT
COMMUNITY SERVICE DEPARTMENT

Community Service Department

Community Service

The Community Service Program provides the judiciary a dispositional alternative for adjudicated unruly and delinquent youth.

Program participants are placed with various non-profit agencies to perform 20 to 80 hours of Community Service. Youth are monitored by on-site supervisors and the Community Service Coordinator. The Community Service Coordinator conducts on-site, telephone, and home contacts to monitor the youth.

Number of youth carried over from 2009...16

Number of youth ordered to program....66

Number of youth that completed program...98

Community Service Program

The Community Service Program statistics from January 1, 2009 through December 31, 2009 are as follows:

		Percentage
Total Youth Placed in Program	66	80%
Carry Overs from Previous Year	16	20%
Total Youth in Program	82	100%
Male	36	55%
Female	30	45%
Non-Minority	57	86%
Minority	9	14%

Age of Program Participants

Age	Total	Percentage
11	0	0%
12	0	0%
13	0	0%
14	3	5%
15	17	26%
16	27	41%
17	19	29%
18	0	0%
19	0	0%

A total of 484 contacts were made with the 66 youth in the Community Service Program. A total of 1,900 hours were completed by the youth in the Community Service Program.

**2009 PORTAGE COUNTY JUVENILE COURT
RESTITUTION PROGRAM**

Restitution Department

The Restitution Program provides for the financial reimbursement to victims of delinquent acts. Once the Court makes an order of restitution, the child and their parent/guardian sign a payment contract and must make monthly payments to their victims(s).

Restitution Program

The Restitution Program statistics from January 1, 2009 through December 31, 2009 are as follows:

		Percentage
Total Youth Placed in Program	25	25%
Carry Overs from Previous Years	77	75%
Total Youth in Program	102	100%
Male	23	92%
Female	2	8%
Non-Minority	24	96%
Minority	1	4%
The following statistics include carry over cases		
Successfully Completed Program	24	24%
Uncompleted at time of Report	60	59%
Unsuccessfully Completed Program	18	18%

Age of Program Participants

Age	Total	Percentage
11	1	4%
12	0	0%
13	2	8%
14	3	12%
15	4	16%
16	7	28%
17	4	16%
18	4	16%
19	0	0%

A total of 443 contacts were made with the 102 youth in the Restitution Program.

Total Restitution Ordered: \$12,081.59

Total Restitution Collected: \$15,587.24

2009 PORTAGE COUNTY JUVENILE COURT

**PSYCHOLOGICAL
AND
SUBSTANCE ABUSE SERVICES**

Psychological and Substance Abuse Services

PSYCHOLOGICAL AND SUBSTANCE ABUSE SERVICES MISSION STATEMENT

The role of Psychological and Substance Abuse Services is to provide the Courts and Detention Center professional clinical and assessment services as a part of the overall rehabilitative effort. To assist in rendering appropriate dispositions that take into consideration the individual needs, characteristics and circumstances of the children in question, the Court orders evaluations to aid in generating case recommendations. It is hoped that by earlier identification of potentially serious offenders, the community can be more effectively protected, while at the same time, by more clearly delineating issues to be addressed as part of a rehabilitative program, more children can be effectively served resulting in less recidivism.

GENERAL SERVICE DESCRIPTION

Psychological and Substance Abuse Services staff conduct evaluations for the Court to assist in generating recommendations for case dispositions. Additional services provided include diagnostic assessments, substance abuse assessments, mental health screening, short term counseling with detained children, consultative services, treatment planning and referral, psychological screening of applicants for employment, and conducting in-service training programs.

PSYCHOLOGICAL ASSESSMENTS 2009

In 2009, thirty-four (34) children were referred to Psychological Services for formal evaluation. The assessment process includes parent and child interviews, psychological testing and preparation of a written report. Reports will vary in nature depending on the reason(s) for conducting the assessment and the issues that need to be addressed. The following represents the types of psychological evaluations conducted in 2009.

<i>Type of Evaluation</i>	<i>Portage County</i>	<i>Geauga County</i>
Department of Youth Services Evaluations	11	3
Department of Youth Services Evaluations and Sexual Offender Risk Assessments	1	0
Psychological Evaluations	4	3
Psychological Evaluations and Sexual Offender Risk Assessments	4	0
Recommendation for Disposition Reports	7	0
Competency Evaluations	1	0
Total Reports ordered from each county	28	6
Total Reports Ordered	34	

All children admitted to the Portage/Geauga Detention Center are also screened at the point of intake by Detention Center staff in an effort to identify high risk residents. In addition to direct inquiry into areas related to risk to self and/or others, each child completes a structured questionnaire designed to obtain specific information regarding potential areas of risk. Subsequent to the child's intake and admission all residents (with the exception of weekenders and those released immediately following a preliminary hearing) are interviewed by a qualified mental health professional and a mental status examination is completed. Residents held in detention on a post adjudicatory status are also administered an academic achievement test and often an objective psychodiagnostic personality inventory to further assess for various areas of potential concern, psychological disturbance and/or other rehabilitative needs. Psychological Services staff review all intake and/or assessment materials generated on each resident as part of a coordinated effort to appropriately respond to resident needs/concerns during their period of detention. In 2009, intake reports and assessment materials were reviewed on two hundred and fifty-one (251) new or repeat admissions to the Portage/Geauga Detention Center.

Psychological Services staff are also available to Detention Center staff and residents upon request to provide direct clinical counseling, assessment, and consultative services. In 2009, in addition to reviewing resident intake and assessment materials, Psychological Services staff provided direct clinical counseling services to fifty-two (52) residents. The following table provides statistics regarding child assessments and general clinical services provided to residents during 2009 broken down by county.

	FORMAL EVALUATIONS	CLINICAL COUNSELING AND ASSESSMENT SERVICES	RESIDENT INTAKE AND ASSESSMENT REPORT REVIEWS	TOTAL
PORTAGE COUNTY	28	44	196	268
GEAUGA COUNTY	6	8	55	69
TOTAL	34	52	251	337

TREATMENT PLANNING, COORDINATION AND REFERRAL TO LOCAL COUNSELING AGENCIES

In addition to Psychological Services' primary role of conducting assessments and providing clinical counseling and consultative services to the Courts and Detention Center, it frequently acts in a coordinating capacity with other involved agencies. In keeping with the Juvenile Court's goal of minimizing a child's involvement in the legal system, efforts are directed toward providing for the child's rehabilitative needs by utilizing services offered by local child care agencies. Psychological Services staff participate in regularly scheduled in-house staff meetings for case planning, as well as attend bi-monthly and monthly clinical team meetings to assist in formulating rehabilitative service plans with other involved agencies.

When specific recommendations for treatment are made a part of a case disposition or terms of a child's probation, Psychological Services is also often responsible for initiating the referral process, monitoring the child's progress in treatment, and maintaining appropriate contact with local service providers. The following represents the number of children referred for out-patient treatment services monitored and/or tracked by Psychological Services.

New Referrals for 2009..... 128
 Carryovers from 2008 64
 TOTAL: 192

RESIDENTIAL PLACEMENTS AND IN-PATIENT FACILITIES UTILIZED IN 2009

When Court involved children exhibit more serious treatment needs it is sometimes necessary to secure their placement in intensive residential or in-patient treatment programs. The following table provides information regarding the number of children so served and the facilities utilized.

	NEW REFERRALS IN 2009	CARRYOVERS FROM 2008
BELLEFAIRE	0	1
BELMONT PINES HOSPITAL	1	1
BRIDGEWAY	0	1
FOX RUN	1	0
GROWING MINDS	1	0
POMEGRANATE	1	1
SHARON LYNN RESIDENCE FOR GIRLS	1	0
VILLAGE NETWORK (FOSTER CARE)	0	2
VILLAGE NETWORK (PORTAGE LAKES)	4	4
VILLAGE NETWORK (SMITHVILLE)	2	1
WHITEHAVEN	1	0
SUBTOTALS	12	11
TOTAL NUMBER OF CHILDREN REFERRED AND/OR MONITORED		
23		

These numbers reflect those children involved with or referred to Psychological Services for assessment or treatment planning/monitoring who have had official involvement with the Court, as well as children on probation placed in foster care under the auspices of the Portage County Department of Job and Family Services.

SUBSTANCE ABUSE ASSESSMENTS 2009

The Court's Substance Abuse Services processed (225) referrals for chemical dependency assessments during 2009. A total of eight (8) youths were subsequently referred for inpatient/residential chemical dependency treatment.

There were an additional twelve (12) referrals for intensive outpatient treatment (five out of the twelve juvenile's in intensive outpatient treatment were eventually placed in residential treatment due to continued use of chemicals while in treatment). A total of seventy-six (76) youths were referred for individual chemical dependency counseling. There were four (4) youths referred to substance abuse insight programs.

The following table is a break down, based on referral source, of the total number of assessments conducted, followed by the treatment recommendations generated for the different levels of care, and finally some biographical information regarding the juvenile's assessed.

2009

	Jan	Feb	Mar	Apr	May	Jun	Jul	Aug	Sept	Oct	Nov	Dec	Total
Assessments:													
Court Ordered	6	4	12	9	8	16	13	11	10	7	3	13	112
Complaints	4	3	10	10	7	3	7	11	12	6	6	7	86
Diversion Request	0	0	0	3	3	1	1	2	0	0	0	3	13
Probation Request	2	3	1	0	1	2	2	1	1	0	0	1	14
TOTAL	12	10	23	22	19	22	23	25	23	13	9	24	225
Referrals:													
Residential													
New Directions		1	1		1	1							4
Norcat				1	1	1			1				4
TOTAL													8
Intensive Outpatient	1			1	2	1	1	1	4		1		12
Individual Substance Abuse Counseling	5	3	9	8	3	11	4	6	8	4	6	9	76
Insight/Education	1		1		1			1					4
Age	11												
12			1										1
13			1			2	1						4
14	1		1	2	1	2	4	4	2	1	1	1	20
15	4	1	1	8	3	1	5	4	5	4	3	2	41
16	7	4	7	8	6	10	6	5	9	5	3	7	77
17		5	12	4	8	6	7	12	7	3	2	13	79
18					1	1						1	3
TOTAL	12	10	23	22	19	22	23	25	23	13	9	24	225

	Jan	Feb	Mar	Apr	May	Jun	Jul	Aug	Sept	Oct	Nov	Dec	Total
Race													
White	10	10	19	20	17	19	20	22	20	13	8	22	200
Black	1		2	2	1	2	1	1	2		1	2	15
Hispanic			1										1
Asian							1						1
Bi-Racial- Other	1		1		1	1	1	2	1				8
TOTAL	12	10	23	22	19	22	23	25	23	13	9	24	225
Gender													
Male	9	8	18	15	15	14	12	18	19	12	7	15	162
Female	3	2	5	7	4	8	11	7	4	1	2	9	63
TOTAL	12	10	23	22	19	22	23	25	23	13	9	24	225

**2009 PORTAGE COUNTY JUVENILE COURT
ELECTRONIC MONITORING PROGRAM**

ALTERNATIVE TO DETENTION PROGRAM

The Alternative to Detention statistics from January 1, 2009 through December 31, 2009 are as follows:

		PERCENTAGE
TOTAL YOUTH PLACED IN PROGRAM	59	100 %
MALE	50	84.75%
FEMALE	9	15.25%
CAUCASIAN	53	89.83%
AFRICAN-AMERICAN	6	10.17%
HISPANIC	0	0.00%
SUCCESSFULLY COMPLETED PROGRAM	55	82.09%
UNCOMPLETED AT TIME OF REPORT	9	13.43%
UNSUCCESSFULLY COMPLETED PROGRAM	3	4.48%
OTHER*	0	0.00%

* Removed from program for reasons not related to behavior.

Age of Program Participants

<u>AGE</u>	<u>TOTAL</u>	<u>PERCENTAGE</u>
12	0	0.00 %
13	4	6.78 %
14	6	10.17 %
15	15	25.42 %
16	11	18.65 %
17	21	35.59 %
18	2	3.39 %

Average age of youth placed into the program was 15.76 years. Total of 541 contacts were made with the 59 youth placed in the Alternative to Detention Program.

2009 PORTAGE COUNTY JUVENILE COURT

**PROBATION DEPARTMENT
AND
INTENSIVE PROBATION DEPARTMENT**

Department of Probation Services

The Department of Probation Services consists of two divisions: Intensive Probation and Regular Probation. The staff is responsible for supervising youth and enforcing probation terms. This consists of conducting home, school, and office visits. They write pre-dispositional investigations and Department of Youth Services evaluations. Both Divisions assist youth in meeting treatment needs through the coordination and monitoring of treatment plans.

The Department of Probation Services conducted sixteen (16) Ohio Department of Youth Services evaluations for the judiciary. A total of eleven (11) youths were committed to the Ohio Department of Youth Services in the calendar year. The Probation staff administered four hundred and thirty-five (435) drug screens. Further, sixty-five (65) notices of alleged probation violations were filed. The average age of youth on Probation supervision is 15.89.

The Department of Probation Services utilizes a risk assessment tool and written formal case plans. These plans discuss the goals of probation and how the youth will meet those goals. All parties sign the finalized plan.

Regular Probation 2009

The Regular Probation Department is a less structured level of supervision than Intensive Probation. Youth in this program meet weekly with Probation Officers for the first month of supervision. Staff has the discretion of gradually stepping down the level of supervision dependant upon a child's behavior and progress. Youth in this program have been adjudicated on felony, misdemeanor and unruly offenses.

New Cases Received	129
Release from Probation	129
End of Year Caseload(includes carryover)	120

New Cases Received	129	100%
Releases	129	100%
Admission Unruly	9	7%
Admission Misdemeanor	102	79%
Admission Felony	18	14%
Males	95	74%
Females	34	26%
Caucasian	118	91%
African American	11	9%
Pre-Disp. Investigations	1	
Dept. of Youth Sev. Evals	8	

Contacts – 2009

Home	1203
School	1706
Office	1883
Other/Phone	2726
Total	7518

Intensive Probation 2009

The Intensive Probation Department is the highest level of supervision for an offender. Probation Officers provide a highly structured system of supervision ranging from a minimum of four (4) contacts per week to a minimum of one (1) contact per week. Youth in this program are typically felony or chronic offenders at risk to be committed to the Ohio Department of Youth Services.

New Cases Received	26
Release from Probation	20
End of Year Caseload(includes carryover)	31

New Cases Received	26	100%
Releases	20	100%
Admission Unruly	0	0%
Admission Misdemeanor	9	35%
Admission Felony	17	65%
Males	21	81%
Females	5	19%
Caucasian	26	100%
African American	0	0%
Pre-Disp. Investigations	0	
Dept. of Youth Sev. Evals	8	

Contacts – 2009

Home	710
School	387
Office	800
Other/Phone	1106
Total	3003

2009 PORTAGE – GEAUGA COUNTY
JUVENILE DETENTION CENTER

PORTAGE-GEAUGA COUNTY JUVENILE DETENTION CENTER

-PAGE 63-

Thomas J. Rehnert, Superintendent
Brandon M. Winarchick, Administrative Officer

Richard P. Ashley, Detention Supervisor
William C. Fullum, Detention Supervisor

01/29/2010

STATISTICS

CR69217

I. DETENTION POPULATION : FY: 2009

II.

A. DETENTION POPULATION BY ADMISSIONS:

	ADMISSION		TOTAL 2009 ADMISSION	CARRYOVER		TOTAL 2008 CARRYOVER	TOTAL POPULATION	% OF TOTAL POPULATION
	PTGE	GEA		PTGE	GEA			
MALES	211	123	334	13	2	15	349	78.6%
FEMALES	70	22	92	3	0	3	95	21.4%
UNKNOWN	0	0	0	0	0	0	0	0.0%
TOTAL	281	145	426	16	2	18	444	100.0%

B. AGE / AVERAGE: NEW ADMISSION

I. MALES

16.39

FEMALES

15.97

UNKNOWN

0.00

COMBINED

16.30

AGE	MALES		TOTAL MALES	FEMALES		TOTAL FEMALES	UNKNOWN		TOTAL UNKNOWN	TOTAL
	PTGE	GEA		PTGE	GEA		PTGE	GEA		
10	0	0	0	1	0	1	0	0	0	1
11	1	0	1	1	0	1	0	0	0	2
12	1	0	1	3	0	3	0	0	0	4
13	14	15	29	1	1	2	0	0	0	31
14	16	1	17	11	2	13	0	0	0	30
15	45	6	51	17	6	23	0	0	0	74
16	68	48	116	20	3	23	0	0	0	139
17	62	50	112	13	9	22	0	0	0	134
18	4	3	7	3	1	4	0	0	0	11
NO AGE	0	0	0	0	0	0	0	0	0	0
OVER 18	0	0	0	0	0	0	0	0	0	0
UNDER 10	0	0	0	0	0	0	0	0	0	0
TOTALS	211	123	334	70	22	92	0	0	0	426

8000 Infirmary Road, Ravenna, Ohio 44266-9432
(330) 297-5233 FAX (330) 297-1533
e-mail address: pgdetctr@portageco.com

01/29/2010

STATISTICS

CR69217

C. RACE: NEW ADMISSION

RACE	GEAUGA		GEAUGA TOTAL	GEAUGA % POP	PORTAGE		PORTAGE TOTAL	PORTAGE % POP	TOTAL POP. BY RACE	% TOTAL POP.
	M	F			M	F				
CAUCASIAN	111	21	132	31.0%	183	58	241	56.6%	373	87.6%
AFRICAN AMERICAN	5	0	5	1.2%	26	7	33	7.7%	38	8.9%
ASIAN	0	0	0	0.0%	0	0	0	0.0%	0	0.0%
HISPANIC	0	1	1	0.2%	0	1	1	0.2%	2	0.5%
AMERICAN INDIAN	0	0	0	0.0%	0	0	0	0.0%	0	0.0%
BI-RACIAL	7	0	7	1.6%	2	4	6	1.4%	13	3.1%
PACIFIC ISLANDER	0	0	0	0.0%	0	0	0	0.0%	0	0.0%
OTHER	0	0	0	0.0%	0	0	0	0.0%	0	0.0%
UNKNOWN RACE	0	0	0	0.0%	0	0	0	0.0%	0	0.0%
UNKNOWN	0	0	0	0.0%	0	0	0	0.0%	0	0.0%
TOTAL	123	22	145	34.0%	211	70	281	66.0%	426	100.0 %

D. PORTAGE COUNTY JURISDICTION

	Number of Admissions	Portage Population	% of PTGE Population	Number of Admissions	Total Population	% of Total Population
MALES	211	281	75.09%	211	426	49.53%
FEMALES	70	281	24.91%	70	426	16.43%
UNKNOWN	0	281	0.00%	0	426	0.00%
TOTAL	281	281	100%	281	426	65.96%

E. GEAUGA COUNTY JURISDICTION

	Number of Admissions	Geauga Population	% of PTGE Population	Number of Admissions	Total Population	% of Total Population
MALES	123	145	84.83%	123	426	28.87%
FEMALES	22	145	15.17%	22	426	5.16%
UNKNOWN	0	145	0.00%	0	426	0.00%
TOTAL	145	145	100%	145	426	34.04%

01/29/2010

STATISTICS

CR69217

III. CUSTODY STATUS

A. PORTAGE COUNTY: NEW ADMISSION

	MALES	FEMALES	UNKNOWNNS	TOTAL
1. Rel Det Status	0	0	0	0
2. Released	2	2	0	4
3. Detain 1-90	74	20	0	94
4. Weekender	0	0	0	0
5. Detention Hearing	65	29	0	94
6. Joint Commitment	0	0	0	0
7. Pending Disposition Hearing	1	0	0	1
8. 1 - 90 Dys Evaluation	1	1	0	2
9. 1 - 90 X 2 Concurrent	4	1	0	5
10. 1 - 90 X 2 Consecutive	1	0	0	1
11. 1 - 90 Psych Evaluation	1	0	0	1
12. 1 - 90 7 Day Review	0	0	0	0
13. 1 - 90 X 3 Concurrent	0	0	0	0
14. 1 - 90 X 3 Consecutive	0	0	0	0
15. 1 - 90 Susp. 75	0	0	0	0
16. 1 - 90 Susp. 80	7	0	0	7
17. 1 - 90 Susp. 83	0	1	0	1
18. 1 - 90 Susp. 85	11	2	0	13
19. 1 - 90 Susp. 87	16	8	0	24
20. Held Pending Hearing	19	6	0	25
21. Pending Placement	0	0	0	0
22. Pending Adj. Hearing	3	0	0	3
23. Com to DYS	6	0	0	6
24. 1-180	0	0	0	0
25. Unknown	0	0	0	0
26. Total Portage	211	70	0	281

01/29/2010

STATISTICS

CR69217

B. PORTAGE COUNTY: CARRYOVER

	MALES	FEMALES	UNKNOWNNS	TOTAL
1. Rel Det Status	0	0	0	0
2. Released	0	0	0	0
3. Detain 1-90	9	2	0	11
4. Weekender	0	0	0	0
5. Detention Hearing	0	0	0	0
6. Joint Commitment	0	0	0	0
7. Pending Disposition Hearing	0	0	0	0
8. 1 - 90 Dys Evaluation	0	0	0	0
9. 1 - 90 X 2 Concurrent	0	1	0	1
10. 1 - 90 X 2 Consecutive	1	0	0	1
11. 1 - 90 Psych Evaluation	0	0	0	0
12. 1 - 90 7 Day Review	0	0	0	0
13. 1 - 90 X 3 Concurrent	0	0	0	0
14. 1 - 90 X 3 Consecutive	0	0	0	0
15. 1 - 90 Susp. 75	0	0	0	0
16. 1 - 90 Susp. 80	0	0	0	0
17. 1 - 90 Susp. 83	0	0	0	0
18. 1 - 90 Susp. 85	0	0	0	0
19. 1 - 90 Susp. 87	0	0	0	0
20. Held Pending Hearing	1	0	0	1
21. Pending Placement	0	0	0	0
22. Pending Adj. Hearing	0	0	0	0
23. Com to DYS	2	0	0	2
24. I-180	0	0	0	0
25. Unknown	0	0	0	0
26. Total Portage	13	3	0	16

01/29/2010

STATISTICS

CR69217

C. GEAUGA COUNTY: NEW ADMISSION

	MALES	FEMALES	UNKNOWNNS	TOTAL
1. Rel Det Status	0	0	0	0
2. Released	0	0	0	0
3. Detain 1-90	28	6	0	34
4. Weekender	65	9	0	74
5. Detention Hearing	13	2	0	15
6. Joint Commitment	0	0	0	0
7. Pending Disposition Hearing	1	0	0	1
8. 1 - 90 Dys Evaluation	1	0	0	1
9. 1 - 90 X 2 Concurrent	0	0	0	0
10. 1 - 90 X 2 Cousecutive	0	0	0	0
11. 1 - 90 Psych Evaluation	0	0	0	0
12. 1 - 90 7 Day Review	0	0	0	0
13. 1 - 90 X 3 Concurrent	0	0	0	0
14. 1 - 90 X 3 Consecutive	0	0	0	0
15. 1 - 90 Susp. 75	0	0	0	0
16. 1 - 90 Susp. 80	0	0	0	0
17. 1 - 90 Susp. 83	0	1	0	1
18. 1 - 90 Susp. 85	4	2	0	6
19. 1 - 90 Susp. 87	2	2	0	4
20. Held Pending Hearing	4	0	0	4
21. Pending Placement	0	0	0	0
21. Pending Adj. Hearing	0	0	0	0
22. Com to DYS	1	0	0	1
23. 1-180	4	0	0	4
24. Unknown	0	0	0	0
25. Total Geauga	123	22	0	145

01/29/2010

STATISTICS

CR69217

D. GEAUGA COUNTY: CARRY OVERS

	MALES	FEMALES	UNKNOWN	TOTAL
1. Rel Det Status	0	0	0	0
2. Released	0	0	0	0
3. Detain 1-90	2	0	0	2
4. Weekender	0	0	0	0
5. Detention Hearing	0	0	0	0
6. Joint Commitment	0	0	0	0
7. Pending Disposition Hearing	0	0	0	0
8. 1 - 90 Dys Evaluation	0	0	0	0
9. 1 - 90 X 2 Concurrent	0	0	0	0
10. 1 - 90 X 2 Consecutive	0	0	0	0
11. 1 - 90 Psych Evaluation	0	0	0	0
12. 1 - 90 7 Day Review	0	0	0	0
13. 1 - 90 X 3 Concurrent	0	0	0	0
14. 1 - 90 X 3 Consecutive	0	0	0	0
15. 1 - 90 Susp. 75	0	0	0	0
16. 1 - 90 Susp. 80	0	0	0	0
17. 1 - 90 Susp. 83	0	0	0	0
18. 1 - 90 Susp. 85	0	0	0	0
19. 1 - 90 Susp. 87	0	0	0	0
20. Held Pending Hearing	0	0	0	0
21. Pending Placement	0	0	0	0
22. Pending Adj. Hearing	0	0	0	0
23. Com to DYS	0	0	0	0
24. 1-180	0	0	0	0
25. Unknown	0	0	0	0
26. Total Geauga	2	0	0	2

01/29/2010

STATISTICS

CR69217

IV. DETENTION STATUS

V. DETAINMENT

	MISDEMEANOR	FELONY	UNRULY	UNKNOWN	TOTAL
PORTAGE	212	64	5	0	281
GEAUGA	131	8	6	0	145
TOTAL	343	72	11	0	426

FELONY POPULATION: 16.90%

MISDEMEANOR POPULATION: 80.52%

UNRULY POPULATION: 2.58%

UNKNOWN POPULATION: 0.00%

01/29/2010

STATISTICS

CR69217

OJJDP REPORTING:

Youth Handgun Safety Act:

	2923.21	2923.211	2923.12	2941.141	2941.144	2941.145	2941.146
PORTAGE	0	0	3	0	0	0	0
GEAUGA	0	0	0	0	0	0	0
TOTAL	0	0	3	0	0	0	0

VI. ADMISSIONS WITH PRIOR DETAINMENT

	ADM PRIOR DETAINMENT	TOTAL 2009 DETAINMENT	MALES	FEMALES	UNKNOWN	% OF POPULATION
PORTAGE	125	281	211	70	0	44.48%
GEAUGA	101	145	123	22	0	69.66%
TOTAL	226	426	334	92	0	53.05%

VII. AVERAGES

A. AVERAGE DAILY LENGTH OF STAY

1. PORTAGE COUNTY	22.04
2. GEAUGA COUNTY	8.92
3. AVERAGE: DLS	15.48

B. AVERAGE DAILY POPULATION

1. PORTAGE COUNTY	17.94
2. GEAUGA COUNTY	3.59
3. AVERAGE: D.P.	21.53

C. BILLING DAYS

1. PORTAGE COUNTY	6,546.55 / 7,857.65	83.31%
2. GEAUGA COUNTY	1,311.09 / 7,857.65	16.69%
3. TOTAL	7,857.65 / 7,857.65	100.00%