
PORTAGE COUNTY COMMON PLEAS COURT

PROBATE/JUVENILE DIVISION

2010 ANNUAL REPORT

THE HONORABLE THOMAS J. CARNES

COMMON PLEAS COURT JUDGE


PROBATE/JUVENILE DIVISION

TO: VARIOUS DEPARTMENTS/AGENCIES

FROM: THOMAS J. CARNES, JUDGE
COMMON PLEAS COURT
PROBATE/JUVENILE DIVISION

DATE: 21 MARCH 2010

SUBJECT: 2010 ANNUAL REPORT

A handwritten signature in blue ink, appearing to be 'JC' or 'TC', is located to the right of the date.

Following please find a copy of the Portage County Court of Common Pleas, Probate/Juvenile Division's 2010 Annual Report.

Should you have any questions regarding this Report, please feel free to contact me.

PORTAGE COUNTY BOARD OF COMMISSIONERS

Ms. Maureen Frederick
Ms. Tommie Jo Marsilio
Mr. Christopher Smeiles

OHIO DEPARTMENT OF JOB AND FAMILY SERVICES


Mr. Michael B. Colbert

DIRECTOR OHIO DEPARTMENT OF YOUTH SERVICES

Mr. Harvey Reed

In compliance with Section 2151.18 of the Ohio Revised Code, we hereby submit our Annual Report for the Portage County Court of Common Pleas, Probate/Juvenile Division for the year 2010.

Respectfully submitted,

A handwritten signature in blue ink, appearing to read "Thomas J. Carnes", is written over a light gray rectangular background.

Thomas J. Carnes
Common Pleas Court Judge
Probate/Juvenile Division
Portage County, Ohio

330-297-0881 Juvenile Court
330-297-3870 Probate Court

TABLE OF CONTENTS

Directory of Personnel/Probate Court.....	Pages 1-2
2010 Probate Court Statistical Report.....	Pages 3-8
2010 Probate Court Fiscal Accounting Report.....	Pages 9-11
Directory of Personnel/Juvenile Court.....	Pages 12-15
2010 Juvenile Court Statistical Report.....	Pages 16-24
2010 Juvenile Court Fiscal Accounting Report.....	Pages 25-28
2010 Juvenile Court Department of Youth Rehabilitation Report.....	Pages 29-37
2010 Juvenile Court Diversion Services Report.....	Pages 38-46
2010 Juvenile Court Community Service Report.....	Pages 47-48
2010 Juvenile Court Restitution Program Report.....	Pages 49-50
2010 Juvenile Court Psychology/Substance Abuse Report..	Pages 51-56
2010 Juvenile Court Electronic Monitoring Report.....	Pages 57-58
2010 Juvenile Court Probation Department Report.....	Pages 59-61
2010 Portage/Geauga Juvenile Detention Center Report.....	Pages 62-69

DIRECTORY OF PERSONNEL

PORTAGE COUNTY PROBATE DIVISION

**203 WEST MAIN STREET
RAVENNA OHIO 44266**

COMMON PLEAS COURT
PORTAGE COUNTY
PROBATE DIVISION
DIRECTORY OF PERSONNEL
THE HONORABLE THOMAS J. CARNES, JUDGE

COURT SUPPORT STAFF

James J. Aylward.....Chief Magistrate
Joseph Szymanski.....Magistrate
Laura L. Aylward.....Court
Administrator
Denise Metropulos/Tharp.....Court Reporter
Fiscal Administrator
Norma Thomas.....Court Assessor

PROBATE DEPUTY CLERKS

Laura L. Aylward.....Chief Deputy
Clerk
Mariellen Timmer.....Assistant Chief
Deputy Clerk

PROBATE DIRECTORY OF PERSONNEL CONT'D

Lori RoofReceptionist
Assignment Clerk

Brenda BestDeputy Clerk

Tia SchwedaDeputy Clerk

Lynn Werab.....Deputy Clerk

Pam McHugh.....Deputy Clerk

Theresa Ohl.....Deputy Clerk

Karen Pelc.....Deputy Clerk

Terry Conrad.....Deputy Clerk

BAILIFFS

Scott Wolverton
Paul Fisher
Shawn Dickson – 12/2010

**2010 PORTAGE COUNTY PROBATE COURT
STATISTICS**

**PORTAGE COUNTY PROBATE COURT
THOMAS J. CARNES, JUDGE**

PORTAGE COUNTY
FILED

2010 ANNUAL REPORT

2011 FEB -2 A 9:23

THOMAS J. CARNES
JUDGE
COMMON PLEAS COURT
PROBATE DIVISION

ESTATES:

<u>Full</u>	Pending end of 2009	566
<u>Administration</u>	Opened during 2010	387
	Closed during 2010	340
	Pending end of 2010	613
<u>Ancillary</u>	Pending end of 2009	5
<u>Estate</u>	Opened during 2010	4
	Closed during 2010	4
	Pending end of 2010	5
<u>Exemplified</u>	Pending end of 2009	0
<u>Estates</u>	Opened during 2010	0
	Closed during 2010	0
	Pending end of 2010	0
<u>Probate Will</u>	Pending end of 2009	26
<u>And/Or Tax Only</u>	Opened during 2010	40
	Closed during 2010	51
	Pending end of 2010	15
<u>Release from</u>	Pending end of 2009	28
<u>Administration</u>	Opened during 2010	107
	Closed during 2010	93
	Pending end of 2010	42
<u>Summary Release</u>	Pending end of 2009	6
	Opened during 2010	47
	Closed during 2010	42
	Pending end of 2010	11

GUARDIANSHIPS:

<u>Incompetent</u>	Pending end of 2009	261
<u>Person Only</u>	Opened during 2010	32
	Closed during 2010	11
	Pending end of 2010	282

<u>Incompetent</u>	Pending end of 2009	6
<u>Estate Only</u>	Opened during 2010	2
	Closed during 2010	2
	Pending end of 2010	6
<u>Incompetent</u>	Pending end of 2009	124
<u>Full (Person and Estate)</u>	Opened during 2010	16
	Closed during 2010	15
	Pending end of 2010	125
<u>Minor</u>	Pending end of 2009	1
<u>Person Only</u>	Opened during 2010	3
	Closed during 2010	0
	Pending end of 2010	4
<u>Minor</u>	Pending end of 2009	83
<u>Estate Only</u>	Opened during 2010	12
	Closed during 2010	24
	Pending end of 2010	71
<u>Minor</u>	Pending end of 2009	24
<u>Full (Person and Estate)</u>	Opened during 2010	0
	Closed during 2010	3
	Pending end of 2010	21
<u>Conservatorships</u>	Pending end of 2009	3
	Opened during 2010	0
	Closed during 2010	2
	Pending end of 2010	1
<u>Civil Protective Services</u>	Pending end of 2009	1
	Opened during 2010	2
	Closed during 2010	3
	Pending end of 2010	0

TRUSTS:

<u>Testamentary</u>	Pending end of 2009	79
<u>Trusts</u>	Opened during 2010	7
	Closed during 2010	13
	Pending end of 2010	73

<u>Intervivos</u>	Pending end of 2009	6
<u>Trust</u>	Opened during 2010	0
	Closed during 2010	1
	Pending end of 2010	5

<u>Wrongful Death</u>	Pending end of 2009	31
<u>Trust</u>	Opened during 2010	2
	Closed during 2010	3
	Pending end of 2010	30

CIVIL ACTIONS:

<u>Concealment</u>	Pending end of 2009	2
<u>Of Assets</u>	Opened during 2010	0
	Closed during 2010	2
	Pending end of 2010	0

<u>Guardian's Complaint</u>	Pending end of 2009	2
<u>To Sell Real Estate</u>	Opened during 2010	4
	Closed during 2010	4
	Pending end of 2010	2

<u>Petition for</u>	Pending end of 2009	3
<u>Declaratory Judgment</u>	Opened during 2010	3
	Closed during 2010	3
	Pending end of 2010	3

<u>Will Contest:</u>	Pending end of 2009	0
	Opened during 2010	0
	Closed during 2010	0
	Pending end of 2010	0

<u>Petition to</u>	Pending end of 2009	0
<u>Determine Heirship</u>	Opened during 2010	0
	Closed during 2010	0
	Pending end of 2010	0

<u>Petition for Sale</u>	Pending end of 2009	3
<u>Of Real Estate</u>	Opened during 2010	4
	Closed during 2010	3
	Pending end of 2010	4

<u>Will</u>	Pending end of 2009	1
<u>Construction</u>	Opened during 2010	0
	Closed during 2010	1
	Pending end of 2010	0

<u>Other Contested</u>	Pending end of 2009	0
<u>Civil Actions</u>	Opened during 2010	4
	Closed during 2010	2
	Pending during 2010	2

ADOPTIONS:

<u>Agency</u>	Pending end of 2009	3
	Opened during 2010	6
	Closed during 2010	9
	Pending end of 2010	0

<u>Private/Foreign</u>	Pending end of 2009	12
	Opened during 2010	6
	Closed during 2010	7
	Pending end of 2010	11

<u>Step Parent</u>	Pending end of 2009	7
	Opened during 2010	18
	Closed during 2010	12
	Pending end of 2010	13

<u>Foreign (Refinalization)</u>	Pending end of 2009	3
	Opened during 2010	5
	Closed during 2010	5
	Pending end of 2010	3

<u>Adult</u>	Pending end of 2009	0
	Opened during 2010	0
	Closed during 2010	0
	Pending end of 2010	0

<u>Foreign Birth</u>	Pending end of 2009	0
<u>Certificate Only</u>	Opened during 2010	1
	Closed during 2010	1
	Pending end of 2010	0

<u>Release of Identifying Information</u>	Pending end of 2009	0
	Opened during 2010	0
	Closed during 2010	0
	Pending end of 2010	0

MENTALS:

<u>Mental Illness</u>	Pending end of 2009	0
	Opened during 2010	0
	Closed during 2010	0
	Pending end of 2010	0

<u>Mental Retardation</u>	Pending end of 2009	0
	Opened during 2010	0
	Closed during 2010	0
	Pending end of 2010	0

MINOR SETTLEMENTS:

<u>Minor Settlement</u>	Pending end of 2009	8
	Opened during 2010	8
	Closed during 2010	13
	Pending end of 2010	3

<u>Minor Estate</u>	Pending end of 2009	1
	Opened during 2010	6
	Closed during 2010	7
	Pending end of 2010	0

WRONGFUL DEATH:

<u>Wrongful Death</u>	Pending end of 2009	54
	Opened during 2010	15
	Closed during 2010	12
	Pending end of 2010	57

NAME CHANGES:

<u>Adult</u>	Pending end of 2009	5
	Opened during 2010	43
	Closed during 2010	39
	Pending end of 2010	9

2010 PORTAGE COUNTY PROBATE COURT
FISCAL ACCOUNTING

ITEMIZED ACCOUNTING FOR
THE PORTAGE COUNTY PROBATE COURT
FOR CALENDAR YEAR 2010

OPEN ITEMS AS OF DECEMBER 31, 2009 - \$ 20,850.43

ACTUAL RECEIPTS COLLECTED IN YEAR 2010

\$182,908.30 - \$270,628.60

PLUS MONIES PREVIOUSLY ON DEPOSIT

\$87,720.30

INCLUDES \$11.22 IN UNCLAIMED
FUNDS

\$291,479.03

- - -

JANUARY 2010 THROUGH DECEMBER 2010
DISBURSEMENTS – (VERIFIED BY END OF
YEAR ACTUAL LISTING REPORT.)

ACTUAL DISBURSEMENTS TO

COUNTY AND STATE - \$197,219.52 - \$269,596.36

(INCLUDES \$11.22 IN UNCLAIMED FUNDS)

**(INCLUDES \$72,376.84 PRESENTLY HELD
ON DEPOSIT.)**

- - -

TOTAL REVENUE COLLECTED INCLUDING
MONIES PREVIOUSLY ON DEPOSIT
LESS DISBURSEMENTS AND MONIES
PRESENTLY ON DEPOSIT

- **\$21,882.67**

- - -

OPEN ITEMS ENDING DECEMBER 31, 2010
(VERIFIED BY BANK STATEMENT LESS
OUTSTANDING CHECKS AND
OPEN ITEMS COMPUTER REPORT.)

- **\$21,882.67**

2010 PROBATE ITEMIZED ACCOUNTING -PAGE 2-

AVAILABLE ARE THIS COURT'S MONTHLY
ACCOUNT REPORTS AND THIS COURT'S BANK
ACTUAL LISTING REPORTS VERIFYING DEPOSITS
AND DISBURSEMENTS.

12/31/10 BANK BALANCE AS IS VERIFIED ON THIS COURT'S BANK STATEMENT:	-	\$36,923.01
LESS OUTSTANDING 2010 CHECKS (INCLUDES END OF MONTH DECEMBER '10 CHECKS ALSO)	-	15,080.34
PLUS \$40.00 RETURN OF NSF CHECK IN DEC. 2010	-	40.00
BALANCE	-	<u>\$21,882.67</u>

2010 DISBURSEMENTS

\$197,219.52

CLERK FEES	-	\$109,060.80
RECORD COURIER	-	0.00
GUARDIANSHIP INVESTIGATION	-	2,550.00
ADOPTION INVESTIGATION	-	3,950.00
LEGITIMATION BIRTH CERTIFICATE	-	0.00
ADOPTION BIRTH CERTIFICATE	-	602.00
PATERNITY BIRTH CERTIFICATE	-	0.00
INDIGENT GUARDIANSHIP	-	17,850.00
DOMESTIC VIOLENCE	-	13,328.00
LEGAL AID	-	14,300.00
COMPUTER RESEARCH	-	4,722.00
COMPUTERIZATION FEE	-	15,660.00
PUTATIVE FATHER REG. FUND	-	990.00
BOND RECEIVED	-	0.00
MANUAL DISTRIBUTION	-	0.00
CHECKS	-	0.00
CONDUCT OF BUSINESS	-	784.00
PORTAGE COUNTY LEGAL NEWS	-	13,411.50
UNCLAIMED FUNDS	-	11.22

TOTAL 2010 DISBURSEMENTS	-	<u>\$197,219.52</u>
--------------------------	---	---------------------

2010 PROBATE ITEMIZED ACCOUNTING

-PAGE 3-

TOTAL DISBURSEMENTS MADE TO
PORTAGE COUNTY: - \$167,916.02

(REFLECTS CLERK FEES, INVESTIGATION
FEES, DOMESTIC VIOLENCE FEES,
COMPUTER RESEARCH FEES, CONDUCT OF
BUSINESS FEES, INDIGENT GUARDIANSHIP
FEES, AND UNCLAIMED FUNDS.)

(COMPUTER RESEARCH, COMPUTERIZATION
FEES, CONDUCT OF BUSINESS, AND INDIGENT
GUARDIANSHIP FEES ARE TO BE MAINTAINED
IN SEPARATE FUNDS FOR THIS COURT'S USE ONLY.)

TOTAL DISBURSEMENTS MADE TO
THE STATE OF OHIO - \$ 15,892.00

(REFLECTS FEES FOR ADOPTION
BIRTH CERTIFICATES, LEGAL AID,
AND PUTATIVE FATHER REG. FEES.)

TOTAL DISBURSEMENTS MADE TO THE
PORTAGE COUNTY LEGAL NEWS - \$13,411.50

(REFLECTS PUBLISHING COSTS AND
NEW CASE FILINGS.)

TOTAL 2010 DISBURSEMENTS: \$197,219.52

Prepared by: D.M. THARP
27 January 2010

DIRECTORY OF PERSONNEL

PORTAGE COUNTY JUVENILE DIVISION

**8000 INFIRMARY ROAD
RAVENNA OHIO 44266**

COMMON PLEAS COURT

PORTAGE COUNTY

JUVENILE DIVISION

DIRECTORY OF PERSONNEL

THE HONORABLE THOMAS J. CARNES, JUDGE

COURT SUPPORT STAFF

James J. Aylward	Chief Magistrate
Joseph Szymanski	Magistrate
Denise Metropulos/Tharp.....	Court Reporter Court Administrator Fiscal Administrator
Lenny Sorboro	Director of Youth Rehabilitation
Sheila Cecora.....	Chief Deputy Clerk
Robert White.....	Director of Psychology/Substance Abuse Services

PSYCHOLOGY DEPARTMENT SUPPORT STAFF

Alison Steinberg.....	Psychological Assistant
-----------------------	----------------------------

PROBATION, PSYCHOLOGY, AND ADMINISTRATIVE ASSISTANT

Christy Troyer

JUVENILE DIRECTOR OF PERSONNEL CONT'D**DEPUTY CLERKS**

Sheila CecoraChief Deputy Clerk

Tia Davis.....Delinquency
and Michelle Zuponcic Deputy Clerks

Linda Ricci.....Job & Family
Service Deputy Clerk

Rebecca HaleChild Support
Enforcement Clerk

Bridget Jones.....Receptionist and
Traffic Deputy Clerk

Darla KehresAssignment Clerk

FISCAL DEPARTMENT

Denise Metropulos/Tharp.....Grants Coordinator
Administrator

Judi Payden.....Juvenile Court
Fiscal Officer

PROBATION DEPARTMENT

Lenny SorboroDirector of Youth
Rehabilitation

Shannon Gonzalez.....Director of Special
Services

Jeffrey Cunningham.....Chief Probation
Officer

Rory Franks.....Assistant Chief
Probation Officer

JUVENILE DIRECTORY OF PERSONNEL CONT'DProbation Dept. Cont'd.

Jennifer Allen.....	Intensive Probation Officer
Ed O'Bryant.....	Intensive Probation Officer
Aaron Heavner.....	Probation Officer
Nicole Lambert.....	Probation Officer
Leonard Bahney.....	Electronic Monitoring Probation Officer
Eugene Clinkscale.....	Probation Officer
Jerry Powell.....	Diversion Services Intervention Specialist
Dan Patz.....	Substance Abuse Specialist
Kelli Stefansic.....	Restitution/ Community Service Officer
Christy Troyer.....	Administrative Assistant
Kimberly Benner.....	Administrative Assistant, II

JUVENILE DIRECTORY OF PERSONNEL CONT'D

LEGAL DEPARTMENT

Alison Manayan BlackmoreJob& Family
Charmine BallardService's Prosecutor

Roxana Lyle.....Child Support
Enforcement Prosecutor

Mordechai A. Osina.....State Prosecutor
Sean Scahill

BAILIFFS

Scott Wolverton
Paul Fisher
Shawn Dickson 12/2010

PORTAGE/GEAUGA COUNTY JUVENILE DETENTION CENTER

THOMAS J. REHNERT, SUPERINTENDENT

BRANDON WINARCHICK, ADMINISTRATIVE ASSISTANT

**2010 PORTAGE COUNTY JUVENILE COURT
STATISTICS**

<u>CASE TYPE</u>	<u>DELINQUENCY</u>		<u>UNRULY</u>		<u>TRAFFIC</u>	
	<u>2010</u>	<u>2009</u>	<u>2010</u>	<u>2009</u>	<u>2010</u>	<u>2009</u>
NEW CASES FILED	568	690	69	89	634	713
TRANSFERRED IN/ REACTIVATED CASES	<u>145</u>	<u>172</u>	<u>8</u>	<u>12</u>	<u>22</u>	<u>31</u>
TOTAL	713	862	77	101	656	744

	<u>DEP./ABUSED & NEGLECTED</u>		<u>PERMANENT CUSTODY</u>	
NEW CASES FILED	85	145	11	15
TRANSFERRED IN/ REACTIVATED CASES	<u>1</u>	<u>0</u>	<u>2</u>	<u>2</u>
TOTAL	86	145	13	17

	<u>CUSTODY & VISITATION</u>		<u>PARENTAGE</u>		<u>SUPPORT ENFORCEMENT</u>	
NEW CASES FILED	149	121	40	53	175	155
TRANSFERRED IN/ REACTIVATED CASES	<u>126</u>	<u>105</u>	<u>4</u>	<u>3</u>	<u>363</u>	<u>329</u>
TOTAL	275	226	44	56	538	484

	<u>ADULT</u>		<u>OTHER</u>	
NEW CASES FILED	31	50	5	4
TRANSFERRED IN/ REACTIVATED CASES	<u>5</u>	<u>6</u>	<u>0</u>	<u>0</u>
TOTAL	36	56	5	4

TOTAL NEW CASES	1767	2035
TOTAL TRANS./REACT.	<u>676</u>	<u>660</u>
TOTAL	2443	2695

DELINQUENT CHARGES

<u>OFFENSES</u>	<u>2010</u>	<u>2009</u>	<u>OFFENSES</u>	<u>2010</u>	<u>2009</u>
MURDER	0	2	COMPLICITY TO VEHICULAR VANDALISM	3	0
ATTEMPTED MURDER	2	0	VEHICULAR VANDALISM	1	2
FELONIOUS ASSAULT	2	10	RAILROAD VANDALISM	0	2
FELONIOUS ASSAULT DEADLY WEAPON USED	1	2	AGG. ROBBERY HARM TO VICTIM INFLICTED	0	4
ATTEMPTED FEL ASSAULT	1	0	AGG. ROBBERY OFFENDER ARMED	0	5
ASSAULT	49	63	COMPLICITY TO AGG ROBBERY	0	3
AGGRAVATED MENACING	1	9	COMPLICITY TO ROBBERY	1	0
MENACING	7	9	ROBBERY	2	1
EXTORTION	1	0	AGGRAVATED BURGLARY OFFENDER ARMED	0	1
RAPE	0	5	BURGLARY	14	25
GSI	4	2	COMPLICITY TO AGG. BURGLARY	0	1
SEXUAL IMPOSITION	0	1	BREAKING & ENTERING	15	7
PUBLIC INDECENCY	3	0	CRIMINAL TRESPASS	15	14
DISSEMINATING MATTER HARMFUL TO JUVENILES	1	4	TAMPERING WITH COIN MACHINES	0	1
ILLEGAL USE OF A MINOR IN NUDITY ORIENTED MATERIAL	0	1	ATTEMPTED THEFT	1	0
AGGRAVATED ARSON	0	1	THEFT	98	102
COMPLICITY TO ARSON	1	0	COMPLICITY TO THEFT	3	4
ARSON	1	4	COMPLICITY TO GRAND THEFT	0	2
DISRUPTING PUBLIC SERVICE	1	0	COMPLICITY TO UNATH. USE OF M/V	1	0
VANDALISM	16	9	UNAUTH. USE OF M/V	5	7
VANDALSIM AGAINST A BUSINESS	1	0	PASSING BAD CHECKS	0	1
CRIMINAL DAMAG./ENDANG.	39	42	MISUSE OF CREDIT CARD	4	2
COMPLICITY TO CRIMINAL DAMAGING	0	1	FORGERY	1	1
CRIMINAL MISCHIEF	17	28			

<u>OFFENSES</u>	<u>2010</u>	<u>2009</u>	<u>OFFENSES</u>	<u>2010</u>	<u>2009</u>
CRIMINAL SIMULATION	0	1	COMPLICITY TO TRAFFICKING IN DRUGS	1	0
RECEIVING STOLEN PROPERTY	25	28	TRAFFICKING IN DRUGS	8	7
INCITING TO VIOLENCE	1	0	TRAFFICKING IN MARIJUANA	2	2
FAILURE TO DISPERSE	0	2	CULTIVATION OF MARIJUANA	1	0
DISORDERLY CONDUCT	59	73	POSS. OF MARIJUANA	18	11
MISCONDUCT @ EMERGENCY	0	1	DRUG ABUSE	14	20
TELECOMM. HARASSMENT	3	3	POSSESSION OF DRUGS	35	36
INDUCING PANIC	1	2	POSS. OF DRUG PARAPH.	41	47
MAKING FALSE ALARMS	2	0	COUNTERFEIT CONTROLLED SUBSTANCE	1	2
CONTRIBUTING TO THE DELINQ. OF A MINOR	2	0	CONTAMINATING SUBST FOR HUMAN CONSUMPTION	0	1
DOMESTIC VIOLENCE	109	91	PLACING INJURIOUS MATTER ON HIGHWAY	1	0
VIOL OF A PROTECTION ORDER	3	0	DANGEROUS DRUGS	1	5
INTIMIDATION OF CRIME VICTIM OR WITNESS	0	3	COMPLICITY TO COMPOUND OF A DANGEROUS DRUG	0	1
TAMPERING W EVIDENCE	1	0	OPEN CONTAINER	1	0
FALSIFICATION	3	2	PROHIBITIONS	111	168
OBST. OFFICIAL BUSINESS	30	14	CRUELTY TO ANIMALS	0	1
FAILURE TO COMPLY WITH ORDER/SIGNAL	2	2	POSSESS/DISCHARGE FIREWORKS	0	1
FLEEING/ELUDING	1	0	TRUANCY BY DELINQ.	10	10
RESISTING ARREST	10	6	UNRULY OFFENSES FILED W DELINQUENT OFFENSE	63	66
ESCAPE	0	1			
HARRASSMENT BY INMATE	0	1			
CCW	1	3			
ILLEGAL CONVEY./POSS. OF A DEADLY WEAPON IN SCHOOL ZONE	1	5			
DISCHARGING FIREARMS	0	3			
POSS. OF CRIMINAL TOOLS	9	4			

NOTICE OF ALLEGED PROBATION/DISPOSITION VIOLATIONS

	<u>2010</u>	<u>2009</u>
EXTEND THE CHILD'S PROBATION	0	0
IMPOSE THE CHILD'S PREV. SUSPENDED PERIOD OF DETENTION	1	2
REVIEW AND/OR MODIFY THE COURT'S PREV. DISP. ORDER	4	1
REVOKE THE COURT'S PREV. ORDER OF HOUSE ARREST & DETAIN	0	1
REVOKE THE CHILD'S PROBATION	101	94
PAROLE VIOLATIONS	8	0
DISPOSITION VIOLATIONS	<u>13</u>	<u>19</u>
TOTAL	127	117

ADULT CHARGES FILED

	<u>2010</u>	<u>2009</u>
CONTRIBUTING TO THE UNRULINESS/DELINQUENCY OF A MINOR	36	45
FAILING TO SEND CHILD TO SCHOOL	<u>5</u>	<u>5</u>
TOTAL	41	50

UNRULY CHARGES**WARRANTS**

<u>OFFENSE</u>	<u>2010</u>	<u>2009</u>		<u>ISSUED</u>	<u>SERVED</u>
CURFEW	12	27	ADULT	3	4
RUNAWAY	3	3	CIVIL	68	58
TRUANCY	8	6	DELINQ./UNRULY	40	49
UNRULY	<u>56</u>	<u>107</u>	TRAFFIC	<u>4</u>	<u>4</u>
TOTAL	79	143		115	115

TRAFFIC CHARGES

<u>OFFENSE</u>	<u>2010</u>	<u>2009</u>	<u>OFFENSE</u>	<u>2010</u>	<u>2009</u>
OWNER REQ. TO FILE APPLIC	0	5	ASSURED CLEAR DISTANCE	81	80
FAILURE TO DISPLAY PLATES	5	6	SPEED	93	101
REQ. ANNUAL REGISTRATION	1	2	SPEED FOR CONDITIONS	9	18
OPERATORS PERMIT W/O A LICENSED DRIVER	1	0	SPEED ZONE REDUCED	78	90
DRIV. UNDER OVI SUSP.	0	1	SPEED ZONES 55 MPH	41	48
DRIV UNDER FRA SUSP.	3	2	SPEED ZONE 65 MPH	67	67
DRIV. UNDER COURT SUSP.	0	1	SLOW SPEED	0	1
DRIV. UNDER SUSPENSION	7	10	IDLE SPEED	0	1
NO OPERATORS LICENSE	24	31	LANES OF TRAVEL	4	3
CURFEW VIOL ON A TEMP PERMIT	1	0	RULES OF PASSING VEHICLES	1	3
LICENSE REQ. ON PERSONS	1	4	PASSING ON THE RIGHT	0	1
EXCESS PASSENGERS WITH JUVENILE	1	2	DRIVING LEFT OF CENTER	2	3
PROB. LICENSE FOR MINOR	8	23	HAZARDOUS ZONES	1	3
DRIVING W/O A PERENT RESTRICTION	1	0	VIOL. OF ONE WAY TRAFFIC	1	0
FAILURE TO DISPLAY O.L.	1	5	DRIVING IN MARKED LANES	9	10
DISOBEYING TRAFFIC CONTROL DEVICE/SIGNS	16	19	FOLLOWING TOO CLOSE	2	4
SIGNAL LIGHTS	7	17	URNS AT INTERSECTIONS	4	0
FLASHING TRAFFIC SIGNALS	0	1	U-TURNS	2	0
D.U.I.	10	12	STARTING & BACKING	3	1
O.V.U.A.C.	9	14	TURN & STOP SIGNS	5	5
RECKLESS OPERATION	17	6	FTY @ INTERSECTIONS	2	6
RECKLESS OPERATION ON PRIVATE PROPERTY	2	4	FTY TURNING LEFT	21	21
FAILURE TO CONTROL	45	57	FTY @ STOP & YIELD SIGNS	31	44
			FTY FROM PRIVATE DRIVE	11	10
			FTY TO A PUBLIC SAFETY VEHICLE	1	1

TRAFFIC CHARGES

<u>OFFENSE</u>	<u>2010</u>	<u>2009</u>		<u>2010</u>	<u>2009</u>
FTY BY A PEDESTRIAN	0	1	HIT SKIP LEAVING THE SCENE - INJURY INVOLVED	0	3
PEDESTRIAN WALKING ON HIGHWAY	0	1	HIT SKIP -PRIVATE PROPERTY	0	2
PROHIB. AGAINST ATTACHING BIKES/SLEDS TO VEHICLES	0	1	FICTITIOUS PLATES	4	2
SCHOOL BUS VIOLATION	5	3	OPERATED W/O LICENSE PLATES	1	3
NO CHILD RESTRAINT	1	0	TOY VEHICLE IN STREET	1	0
IMPROPER PASSING	0	1	SHORTCUTTING	<u>1</u>	<u>0</u>
LITTERING	0	1	TOTAL TRAFFIC CHARGES	724	840
UNSAFE VEHICLE	1	1	TOTAL TRAFFIC CASES	656	744
LIGHTED LIGHTS REQUIRED	4	1			

HEADLIGHTS	1	0
TAIL & LICENSE LIGHTS	2	6

PORTAGE COUNTY LAW ENFORCEMENT FILINGS

				<u>2010</u>	<u>2009</u>
NO BRAKE LIGHTS	1	0			
TWO LIGHTS DISPLAYED	1	1	AURORA	75	67
			BRADY LAKE	5	3
FAILURE TO DIM LIGHTS	3	0	BRIMFIELD	35	34
			GARRETTSVILLE	6	5
LIMITATION OF FLASHING HEADLIGHTS	1	0	HIRAM	4	3
			KENT	49	84
			KENT STATE UNIVERSITY	1	1
MUFFLERS & EXHAUST	1	0	MOGADORE	6	1
			MANTUA	15	21
TINTED WINDSHIELDS	1	0	ODNR	1	8
			OSP POST 67	304	335
WINSHIELD & WIPERS	3	0	OSP 91	25	26
			PCSO	51	62
SEATBELT	57	62	RAVENNA	27	45
			STREETSBORO	81	94
PRESENTING FALSE INFO. TO POLICE OFFICER	0	2	WINHDAM	1	2
			TOTAL PORTAGE COUNTY	686	791
PROHIBITIONS ON USE	3	3			
HIT SKIP LEAVING THE SCENE	3	3	FILINGS TRANSFERRED FROM OTHER COUNTIES	38	49

DEPENDENT, NEGLECTED & ABUSED CHARGES

<u>DEPENDENCY</u>	<u>2010</u>	<u>2009</u>
DEPARTMENT OF JOB & FAMILY SERVICES - EMERGENT	45	89
DEPARTMENT OF JOB & FAMILY SERVICES - NON-EMERGENT	41	56
TOTAL	86	145

NEGLECT

DEPARTMENT OF JOB & FAMILY SERVICES - EMERGENT	28	72
DEPARTMENT OF JOB & FAMILY SERVICES - NON -EMERGENT	22	37
TOTAL	50	109

ABUSED

DEPARTMENT OF JOB & FAMILY SERVICES - EMERGENT	25	54
DEPARTMENT OF JOB & FAMILY SERVICES - NON- EMERGENT	<u>19</u>	<u>24</u>
TOTAL	44	78

MOTION FOR PERMANENT CUSTODY/SURRENDER

13	17
-----------	-----------

ALL OTHER CASES

DRIVING UNDER SUSP. WITHDRAW FROM SCHOOL	0	1
JUDICIAL BY-PASS	1	2
NOTICE OF ADOPTION AGREEMENT	2	1
PETITION FOR CIVIL PROTECTION ORDER	<u>2</u>	<u>NA</u>
TOTAL	5	4

PATERNITY

PATERNITY COMPLAINT - PRIVATE COUNSEL FILINGS	18	29
PATERNITY COMPLAINT - CHILD SUPPORT ENFORCEMENT FILINGS	<u>22</u>	<u>24</u>
TOTAL	40	53

CUSTODY AND VISITATION**NEW CASES FILED**

	<u>2010</u>	<u>2009</u>
CARETAKER AUTHORIZATION FORM	3	2
COMPLAINT FOR CUSTODY	88	66
COMPLAINT FOR CUSTODY AND CHILD SUPPORT	9	11
COMPLAINT FOR SHARED PARENTING	1	0
COMPLAINT TO ESTABLISH VISITATION	13	19
POWER OF ATTORNEY	35	22
REGISTRATION OF FOREIGN DECREE	<u>0</u>	<u>1</u>
TOTAL	149	121

TRANSFERRED/REACTIVATED CASES & MOTIONS

MOTION FOR CHANGE OF CUSTODY	47	51
MOTION FOR CONTEMPT	13	5
MOTION FOR CUSTODY	18	16
MOTION TO MODIFY VISITATION	16	11
MOTION FOR SHARED PARENTING	3	0
MOTION FOR VISITATION	23	15
MOTION TO TERMINATE VISITATION	2	2
SECOND/SUBSEQUENT POA/CA	<u>4</u>	<u>6</u>
TOTAL	126	106

SUPPORT ENFORCEMENT OR MODIFICATION**NEW CASES FILED**

COMPLAINT FOR CHILD SUPPORT	21	13
COMPLAINT FOR CHILD SUPPORT/ADOPTION OF ADMIN. ORDERS	148	127
MOTION TO TERMINATE CHILD SUPPORT	3	2
REVIEW/OBJECTION TO ADMINISTRATIVE ORDER	<u>3</u>	<u>13</u>
TOTAL	175	155

TRANSFERRED/REACTIVATED CASES & MOTIONS

MOTION FOR CHILD SUPPORT	41	44
MOTION FOR CONTEMPT	3	10
MOTION TO DETERMINE ARREARAGES AND CONTEMPT	168	176
MOTION TO IMPOSE SUSPENDED SENTENCE/CONTEMPT	20	12
MOTION TO MODIFY CHILD SUPPORT	12	23
MOTION TO TERMINATE CHILD SUPPORT	6	5
NOTICE OF REVISED AMOUNT OF CHILD SUPPORT	104	56
REVIEW/OBJECTION TO ADMINISTRATIVE ORDER	<u>7</u>	<u>3</u>
TOTAL	361	329

DISPOSITION STATISTICS*

DELINQUENCY CASES*

BINDOVER	3
COMMUNITY SERVICE	3
COSTS	13
DISMISSED	215
DYS	1
DYS SUSPENDED	12
JAIL	4
NO DISPOSITION ORDERED	9
NOT PROVEN	1
PROBATION	1
PROT SUPERV PCDJFS	2
TEMP. CUSTODY PCDJFS	7
TRAINING/TREATMENT/EVAL.	140
TRAINING/TREATMENT/EVAL. SUSPENDED	236
TRANSFER TO ANOTHER COUNTY	71
WARRANT	<u>16</u>
TOTAL	734

UNRULY CASES*

COMMUNITY SERVICE	4
COSTS	15
COSTS SUSPENDED	12
COUNSELING	1
DISMISSED	41
PROBATION	11
TRANSFER TO ANOTHER COUNTY	2
WARRANT	<u>5</u>
TOTAL	91

TRAFFIC CASES*

ADMIT	411
ADMIT/AMENDED CHARGE	37
ADMIT -WAIVER CITATION	143
DISMISSED	13
NO CONTEST	43
NO DISPOSITION	1
TRANSFER TO ANOTHER COUNTY	1
WARRANT	<u>4</u>
TOTAL	653

PERMANENT CUSTODY

DISMISSED	1
PERMANENT CUSTODY GRANTED	<u>13</u>
TOTAL	14

DEP./NEG./ABUSED CASES*

DISMISSED	10
LEGAL CUSTODY	3
LEGAL CUST. PROT. SUPERV.	19
NO DISPOSITION	1
TEMPORARY CUSTODY	1
TEMP. CUSTODY/PCDJFS	43
TEMP. CUSTODY/ PROT. SUPERV.	6
TOTAL	83

ADULT CASES*

COMMUNITY SERVICE	2
COSTS SUSPENDED	1
DISMISSED	29
JAIL	1
JAIL SUSPENDED	1
WARRANT	<u>3</u>
TOTAL	37

CUSTODY & VISIT./PATERNITY/
SUPPORT ENFORCEMENT

ADMIT	44
COMPLAINT DENIED	2
COMPLAINT GRANTED	148
COMPLAINT WITHDRAWN	6
CONSOLIDATED	1
DISMISSED COMPLAINT/MOTION	95
MODIFICATION GRANTED	113
MOTION DENIED	21
MOTION GRANTED	269
MOTION TO WITHDRAW MOTION G	22
NO DISPOSITION ORDERED	46
SHARED PARENTING	24
WARRANT	<u>50</u>
TOTAL	841

OTHER CASES

COMPLAINT DENIED	2
COMPLAINT GRANTED	1
NO DISPOSITION	<u>2</u>
TOTAL	5

*DISPOSITIONS ABOVE REPRESENT THE PRINCIPLE DISPOSTITION ORDERED. A CASE CAN HAVE MORE THAN ONE DISPOSTITION.

2010 PORTAGE COUNTY JUVENILE COURT
FISCAL ACCOUNTING

**ITEMIZED ACCOUNTING FOR
THE PORTAGE COUNTY JUVENILE COURT
FOR CALENDAR YEAR 2010**

REVENUE:

OPEN ITEMS AS OF DECEMBER 31, 2009	-	\$ 6,215.97
RECEIPTS COLLECTED IN YEAR 2010	-	130,801.82
(\$7,605.31 PREVIOUSLY ON DEPOSIT)		
Includes \$127.04 in Unclaimed Funds		
TOTAL 2010 REVENUE	-	<u>\$137,017.79</u>

- - -

DISBURSEMENTS:

JANUARY 2010 THROUGH DECEMBER 2010
DISBURSEMENTS – (VERIFIED BY END OF YEAR
ACTUAL LISTING REPORTS) - \$129,412.48

TOTAL DISBURSEMENTS FOR 2010	-	<u>\$129,412.48</u>
------------------------------	---	----------------------------

- - -

TOTAL REVENUE COLLECTED LESS DISBURSEMENTS IN 2010	-	<u>\$7,605.31</u>
---	---	--------------------------

- - -

ITEMIZED ACCOUNTING
JUVENILE COURT 2010

OPEN ITEMS ENDING DECEMBER 30, 2010
(VERIFIED BY BANK STATEMENT
AND OPEN ITEMS COMPUTER REPORT)

- \$ 7,605.31

12/31/10 ENDING BANK BALANCE
(VERIFIED ON THIS COURT'S
12/10 BANK STATEMENT)

- \$17,717.05

LESS OUTSTANDING CHECKS
(INCLUDED ARE DECEMBER 2010
EOM CHECKS NOT YET CASHED)

- \$10,111.74

BALANCE FOR YEAR 2010

- \$ 7,605.31

AVAILABLE ARE THIS COURT'S MONTHLY
ACTUAL LISTING REPORTS AND THIS
COURT'S BANK TRANSACTION LISTING REPORTS
VERIFYING DEPOSITS AND REFUNDS.

2010 DISBURSEMENTS TOTALLING
\$129,412.48

REHABILATIVE SUPPORT	-	\$10,930.99
COURT COSTS	-	34,042.62
COUNTY FINES	-	21,068.19
REPARATION/VICTIM CRIME	-	8,374.89
PUBLIC DEFENDER/GENERAL		
REVENUE	-	79.00
SEATBELT FINES	-	1,330.00
OHIO STATE PATROL FINES	-	5,641.47
CLERK FEES	-	438.50
COMPUTER RESEARCH	-	3,917.90
COMPUTERIZATION FEE	-	12,920.05
SEALING/EXPUNGEMENT FEES	-	90.00
BOARDMAN POLICE DEPARTMENT	-	22.50
BRIMFIELD POLICE DEPARTMENT	-	445.79
HOWLAND TOWNSHIP P.D.	-	12.50
MARLBORO POLICE DEPARTMENT	-	50.00

ITEMIZED ACCOUNTING
JUVENILE COURT 2010

2010 DISBURSEMENTS CONTINUED:

INDIGENT APPLICATION FEES	-	3,488.03
LAW LIBRARY	-	530.79
PORTAGE COUNTY LEGAL NEWS	-	591.00
DRUG LAW ENFORCEMENT FUND	-	1,824.92
INDIGENT DRIVER'S ALCOHOL FUND	-	808.44
INDIGENT DEFENSE SUPPORT FUND	-	20,279.69
JUSTICE PROGRAM SERVICE	-	58.08
RETURN OF BONDS	-	2,340.09
UNCLAIMED FUNDS	-	127.04

TOTAL 2010 DISBURSEMENTS - \$129,412.48

- - -

2010 DISBURSEMENTS
MADE TO PORTAGE COUNTY:

\$ 10,930.99 in Detention Support Fees
34,042.62 in Court Costs
21,068.19 in County Fines
438.50 in Clerk Fees
3,917.90 in Computer Research
12,920.05 in Computerization Fees
127.04 in Unclaimed Funds

TOTAL: \$ 83,445.29

2010 DISBURSEMENTS MADE
TO THE STATE OF OHIO:

\$ 8,374.89 in Reparation/Victim Crime
79.00 in Public Defender/Gen. Rev.
1,330.00 in Seatbelt Fees
5,641.47 in OSP Fines
58.08 in Justice Program Services
1,824.92 in Drug Law Enforcement Fund
808.44 in Indigent Alcohol Driver's Fund
20,279.69 in Indigent Defense Support fund

TOTAL: \$38,396.49

ITEMIZED ACCOUNTING
JUVENILE COURT 2010

OTHER 2010 DISBURSEMENTS:

\$ 591.00 to Portage County Legal News for Publication costs
530.79 to Portage County Law Library
which is 50% of Township Fees
3,488.03 Indigent Application Fees
90.00 Sealing/Expungement Fees
2,340.09 Return of Bonds

TOTAL: \$7,039.91

**FOLLOWING DISBURSEMENTS TO TOWNSHIP POLICE
DEPARTMENTS REPRESENTS 50% OF FINES COLLECTED:**

\$ 22.50 to Boardman Police Department
445.79 to Brimfield Police Department
12.50 to Howland Township Police Department
50.00 to Marlboro Police Department

TOTAL DISBURSEMENTS TO POLICE AGENCIES: \$530.79

TOTAL 2010 DISBURSEMENTS: \$129,412.48

Prepared by: D.M. Tharp – 17 February 2011

**2010 PORTAGE COUNTY JUVENILE COURT
DEPARTMENT OF YOUTH REHABILITATION
STATISTICAL DATA**

DEPARTMENT OF YOUTH REHABILITATION

STATISTICAL DATA

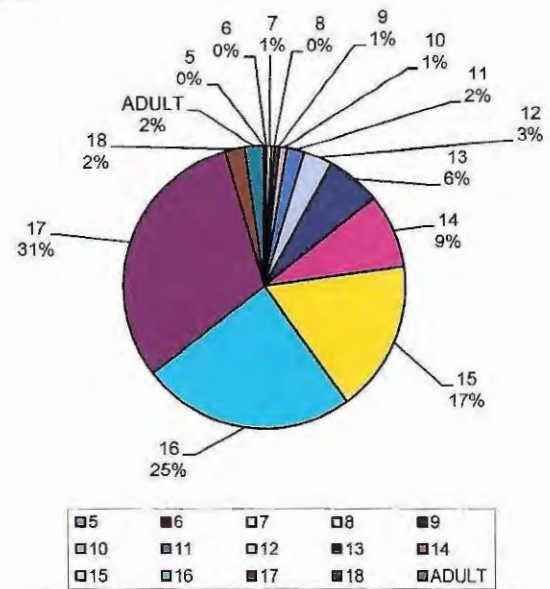
2010

CLASSIFICATION BY COMPLAINTS RECEIVED

1. Classification by Age
2. Classification by Gender
3. Classification by Offense Level
4. Classification by Race
5. Classification by Action Taken
6. Classification by Referral Source
 - A. Law Enforcement Departments
 - B. Department of Youth Rehabilitation
 - C. Out of County Departments
 - D. Portage County Schools
7. Classification by Offense

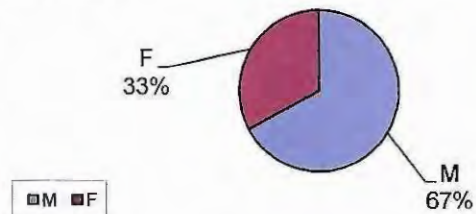
AGE	TOTAL	PERCENT
5	0	0.00%
6	5	0.32%
7	8	0.52%
8	6	0.39%
9	8	0.52%
10	13	0.84%
11	31	2.01%
12	51	3.31%
13	97	6.29%
14	133	8.63%
15	265	17.19%
16	378	24.51%
17	479	31.06%
18	34	2.20%
ADULT	34	2.20%
TOTAL	1542	100.00%

AGE



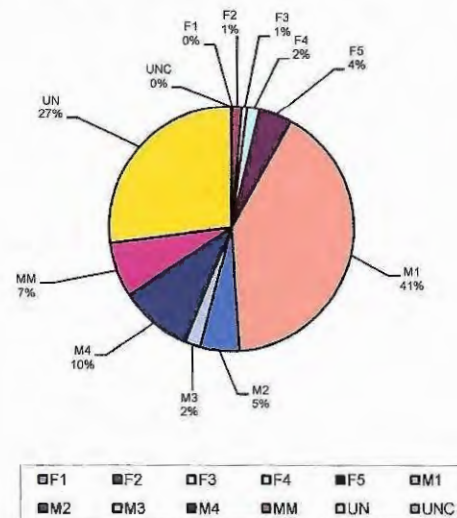
GENDER	TOTAL	PERCENT
M	1036	67.19%
F	506	32.81%
TOTAL	1542	100.00%

GENDER



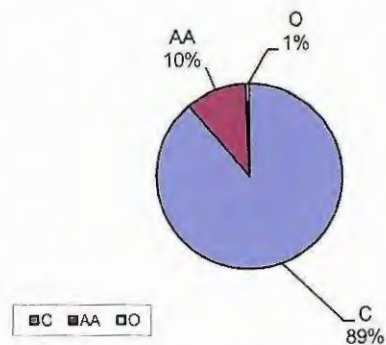
OFFENSE LEVEL	TOTAL	PERCENT
F1	2	0.13%
F2	19	1.23%
F3	11	0.71%
F4	26	1.69%
F5	68	4.41%
M1	629	40.79%
M2	80	5.19%
M3	31	2.01%
M4	148	9.60%
MM	111	7.20%
UN	417	27.04%
UNC	0	0.00%
TOTAL	1542	100.00%

OFFENSE LEVEL



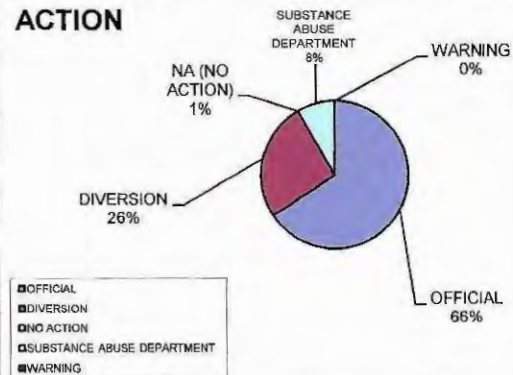
RACE	TOTAL	PERCENT
C	1369	88.78%
AA	163	10.57%
O	10	0.65%
TOTAL	1542	100.00%

RACE



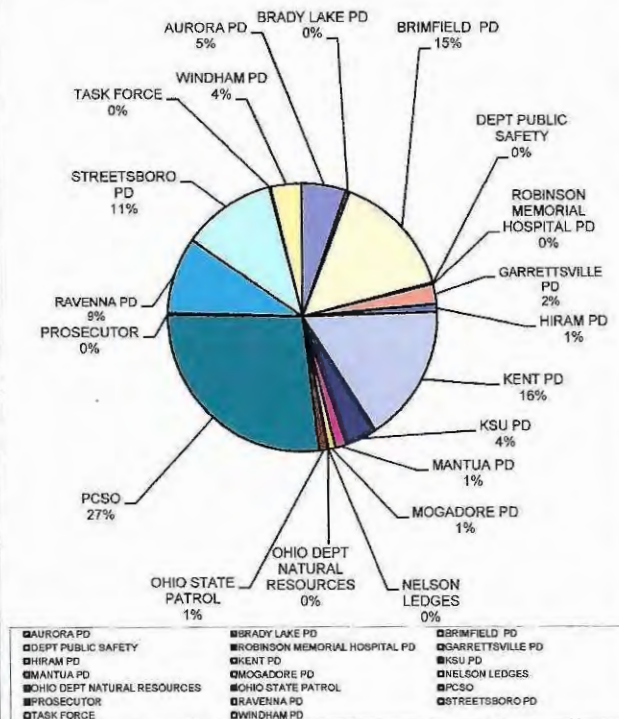
ACTION	TOTAL	PERCENT
OFFICIAL	1014	65.76%
DIVERSION	399	25.88%
NO ACTION	0	0.00%
SUBSTANCE ABUSE DEPARTMENT	129	8.37%
WARNING	0	0.00%
TOTAL	1542	100.00%

ACTION



LAW ENFORCEMENT REFERRALS	TOTAL	PERCENT
AURORA PD	66	5.31%
BRADY LAKE PD	6	0.48%
BRIMFIELD PD	188	15.11%
DEPT PUBLIC SAFETY	3	0.24%
ROBINSON MEMORIAL HOSPITAL PD	0	0.00%
GARRETTSVILLE PD	30	2.41%
HIRAM PD	12	0.96%
KENT PD	204	16.40%
KSU PD	48	3.86%
MANTUA PD	17	1.37%
MOGADORE PD	10	0.80%
NELSON LEDGES	0	0.00%
OHIO DEPT NATURAL RESOURCES	2	0.16%
OHIO STATE PATROL	12	0.96%
PCSO	338	27.17%
PROSECUTOR	2	0.16%
RAVENNA PD	117	9.41%
STREETSBORO PD	141	11.33%
TASK FORCE	2	0.16%
WINDHAM PD	46	3.70%
TOTAL	1244	100.00%

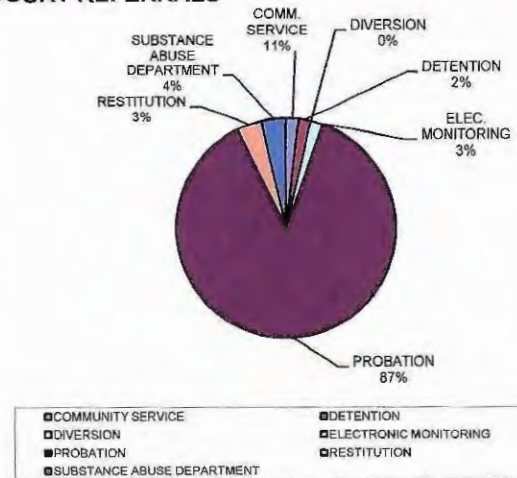
LAW ENFORCEMENT REFERRALS



TOTAL REFERRALS	1542	100.00%
------------------------	-------------	----------------

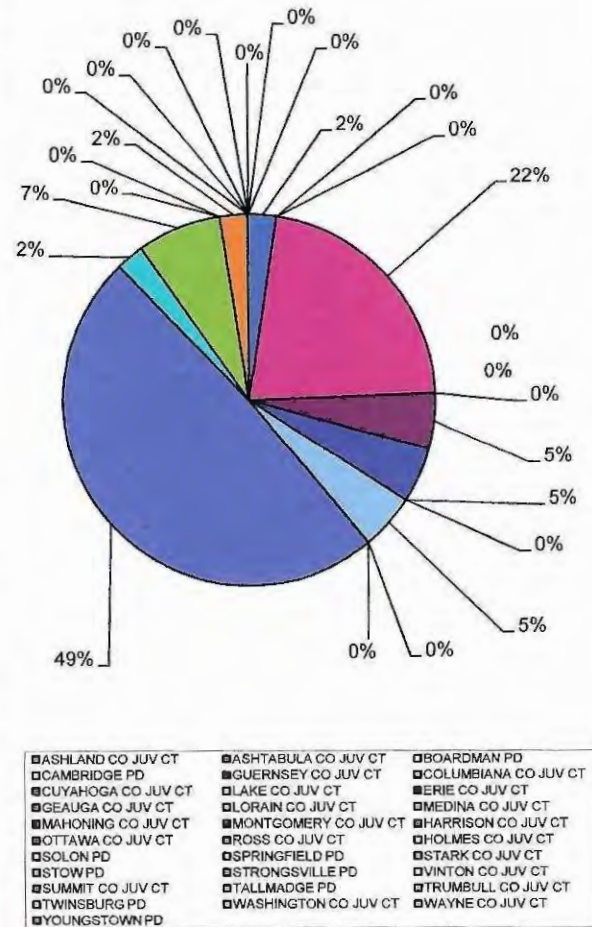
COURT REFERRALS	TOTAL	PERCENT
COMMUNITY SERVICE	2	1.82%
DETENTION	2	1.82%
DIVERSION	0	0.00%
ELECTRONIC MONITORING	2	1.82%
PROBATION	96	87.27%
RESTITUTION	4	3.64%
SUBSTANCE ABUSE DEPARTMENT	4	3.64%
TOTAL	110	100.00%

COURT REFERRALS



OUT OF COUNTY REFERRALS	TOTAL	PERCENT
ASHLAND CO JUV CT	0	0.00%
ASHTABULA CO JUV CT	0	0.00%
BOARDMAN PD	0	0.00%
CAMBRIDGE PD	0	0.00%
GUERNSEY CO JUV CT	0	0.00%
COLUMBIANA CO JUV CT	0	0.00%
CUYAHOGA CO JUV CT	1	2.44%
LAKE CO JUV CT	0	0.00%
ERIE CO JUV CT	0	0.00%
GEAUGA CO JUV CT	9	21.95%
LORAIN CO JUV CT	0	0.00%
MEDINA CO JUV CT	0	0.00%
MAHONING CO JUV CT	2	4.88%
MONTGOMERY CO JUV CT	0	0.00%
HARRISON CO JUV CT	0	0.00%
OTTAWA CO JUV CT	2	4.88%
ROSS CO JUV CT	0	0.00%
HOLMES CO JUV CT	0	0.00%
OLON PD	0	0.00%
SPRINGFIELD PD	0	0.00%
STARK CO JUV CT	2	4.88%
STOW PD	0	0.00%
STRONGSVILLE PD	0	0.00%
VINTON CO JUV CT	0	0.00%
SUMMIT CO JUV CT	20	48.78%
TALLMADGE PD	1	2.44%
TRUMBULL CO JUV CT	3	7.32%
TWINSBURG PD	0	0.00%
WASHINGTON CO JUV CT	0	0.00%
WAYNE CO JUV CT	1	2.44%
YOUNGSTOWN PD	0	0.00%
TOTAL	41	100.00%

OUT OF COUNTY REFERRALS




SCHOOL REFERRALS

TOTAL PERCENT

AURORA HS	0	0.00%
BRIMFIELD ELEM	0	0.00%
BROWN MS	17	11.56%
COOPERATIVE LEARNING PROGRAM	2	1.36%
CAMPUS ELEM	2	1.36%
CARLIN ELEM	0	0.00%
CENTRAL ELEM	0	0.00%
CRESTWOOD PRIMARY	0	0.00%
CRESTWOOD HS	2	1.36%
CRESTWOOD MS	2	1.36%
DAVEY ELEM	2	1.36%
E.C.O.T.	5	3.40%
EAST ELEM	0	0.00%
FIELD HS	8	5.44%
FIELD MS	8	5.44%
FRANKLIN ELEM	1	0.68%
GARFIELD ELEM	0	0.00%
GARFIELD HS	7	4.76%
GARFIELD MS	1	0.68%
HARMON MS	0	0.00%
HIRAM ELEM	0	0.00%
HOLDEN ELEM	0	0.00%
KATHERINE THOMAS ELEM	4	2.72%
KENT ROOSEVELT HS	6	4.08%
LARLHAM ELEM	0	0.00%
LEIGHTON ELEM	0	0.00%
LONGCOY ELEM	5	3.40%
MANTUA CENTER ELEM	0	0.00%
MANTUA VILLAGE ELEM	0	0.00%
MAPLEWOOD	5	3.40%
MILLER ELEM	0	0.00%
RAUSCH INTERMEDIATE	0	0.00%
RAVENNA HS	23	15.65%
ROOTSTOWN ELEM	0	0.00%
ROOTSTOWN HS	0	0.00%
ROOTSTOWN MS	1	0.68%
SHALERSVILLE ELEM	0	0.00%
SOUTHEAST ELEM	0	0.00%
SOUTHEAST HS	4	2.72%
SOUTHEAST INTERMEDIATE	5	3.40%
SOUTHEAST MS	3	2.04%
SOUTHEAST PRIMARY	4	2.72%
STANTON MS	1	0.68%
STREETSBORO HS	6	4.08%
STREETSBORO MS	0	0.00%
SUFFIELD ELEM	0	0.00%
TAPPAN ELEM	0	0.00%
WAIT ELEM	1	0.68%
WALLS ELEM	0	0.00%
WATERLOO HS	4	2.72%
WATERLOO MS	4	2.72%
WATERLOO PRIMARY	3	2.04%
WEST MAIN ELEM	3	2.04%
WEST PARK ELEM	0	0.00%
WILLIARD ELEM	0	0.00%
WINDHAM HS	2	1.36%
WINDHAM JR HS	6	4.08%
TOTAL	147	100.00%

SCHOOL REFERRALS


PAGE 33



OFFENSE - Page 1

TOTAL PERCENT


AGGRAVATED ASSAULT	0	0.00%
AGGRAVATED ARSON	0	0.00%
AGGRAVATED BURGLARY	0	0.00%
AGGRAVATED MENACING	1	0.06%
ATTEMPTED MURDER	0	0.00%
AGGRAVATED ROBBERY	0	0.00%
ABUSING HARMFUL INTOXICANTS	0	0.00%
AGGRAVATED TRESPASS	0	0.00%
ARSON	1	0.06%
ASSAULT	44	2.85%
ASSAULT-DETENTION OFFICER	0	0.00%
ASSAULT-POLICE OFFICER	2	0.13%
ASSAULT-TEACHER	2	0.13%
ATTEMPT MURDER	2	0.13%
ATTEMPT ARSON	0	0.00%
ATTEMPT BURGLARY	0	0.00%
ATTEMPT BREAKING AND ENTERING	1	0.06%
ATTEMPTED THEFT	0	0.00%
ATTEMPT FELONIOUS ASSAULT	1	0.06%
ATTEMPT GROSS SEXUAL IMPOSITION	0	0.00%
BREAKING AND ENTERING	12	0.78%
BURGLARY	14	0.91%
CARRYING CONCEALED WEAPON	2	0.13%
CHILD ENDANGERING	0	0.00%
COMPLICITY	0	0.00%
COMPLICITY AGGRAVATED ROBBERY	0	0.00%
COMPLICITY ARSON	1	0.06%
COMPLICITY ASSAULT	0	0.00%
COMPLICITY AUTO THEFT	0	0.00%
COMPLICITY BURGLARY	0	0.00%
COMPLICITY CRIMINAL DAMAGING	0	0.00%
COMPLICITY DRUG ABUSE	0	0.00%
COMPLICITY DRUG PARAPHERNALIA	0	0.00%
COMPLICITY DRUG TRAFFICKING	2	0.13%
COMPLICITY FALSE ALARM	0	0.00%
COMPLICITY FELONIOUS ASSAULT	0	0.00%
COMPLICITY FORGERY	0	0.00%
COMPLICITY INDUCING PANIC	0	0.00%
COMPLICITY ROBBERY	1	0.06%
COMPLICITY THEFT	4	0.26%
COMPLICITY UNAUTHORIZED USE MOTOR VEHICLE	0	0.00%
COMPLICITY VANDALISM	3	0.19%
CONTRIBUTING	39	2.53%
CORRUPTING ANOTHER DRUGS	0	0.00%
COUNTERFEIT CONTROL SUBSTANCE	1	0.06%
CRIMINAL MISCHIEF	24	1.56%
CRIMINAL DAMAGING	42	2.72%
CRIMINAL TRESPASS	32	2.08%
CRUELTY TO ANIMALS	0	0.00%
CURFEW	119	7.72%
DISORDERLY CONDUCT	66	4.28%



DANGEROUS DRUGS	0	0.00%
DANGEROUS ORDNANCE	0	0.00%
CONVEYANCE PROHIBITED ITEMS	0	0.00%
DISCHARGE FIREARM	0	0.00%
DISCHARGE FIREWORKS	0	0.00%
DISRUPTING PUBLIC SERVICE	0	0.00%
DISSEMINATE HARMFUL MATTER	4	0.26%
DOMESTIC VIOLENCE	100	6.49%
DRUG ABUSE	2	0.13%
DRUG PARAPHERNALIA	64	4.15%
DRUG TAMPERING	0	0.00%
DRUG TRAFFICKING	9	0.58%
EXTORTION	1	0.06%
ESCAPE	0	0.00%
ETHNIC INTIMIDATION	0	0.00%
FAILURE TO COMPLY	2	0.13%
FAILURE TO SEND TO SCHOOL	3	0.19%
FALSE ALARM	0	0.00%
FALSE INFORMATION	0	0.00%
FALSIFICATION	2	0.13%
FELONIOUS ASSAULT	3	0.19%
FELONIOUS THEFT	0	0.00%
FICTITIOUS ID	0	0.00%
FAIL TO STOP-ACCIDENT	0	0.00%
FLEEING AND ELUDING	1	0.06%
FORGERY	1	0.06%
FAIL TO SUBMIT-SCHOOL	23	1.49%
GRAND THEFT	0	0.00%
GRAND THEFT AUTO	0	0.00%
GROSS SEXUAL IMPOSITION	4	0.26%
HARASSMENT BY INMATE	0	0.00%
ILLEGAL POSSESSION DEADLY WEAPON	0	0.00%
ILLEGAL CONVEYANCE	0	0.00%
IMPROPERLY FURNISHING FIREARMS	0	0.00%
IMPORTUNING	0	0.00%
INCITING VIOLENCE	2	0.13%
INDUCING PANIC	1	0.06%
INTERFERENCE WITH CUSTODY	0	0.00%
INJURIOUS MATERIALS ROADWAY	1	0.06%
INTIMIDATION OF VICTIM	0	0.00%
INVOLUNTARY MANSLAUGHTER	0	0.00%
LITTERING	3	0.19%
MAKING FALSE ALARM	2	0.13%
MENACING	7	0.45%
MISREPRESENTATION	0	0.00%
MISUSE OF CREDIT CARD	4	0.26%
MENACING BY STALKING	0	0.00%
MURDER	0	0.00%
NEGLIGENT ASSAULT	0	0.00%
NO DEER PERMIT	0	0.00%
NUDITY ORIENTED MATERIAL	0	0.00%
OBSTRUCT JUSTICE	3	0.19%
OBSTRUCT OFFICIAL BUSINESS	25	1.62%
OPEN CONTAINER	1	0.06%

OFFENSES

0 75 150 225



OFFENSE - Page 3

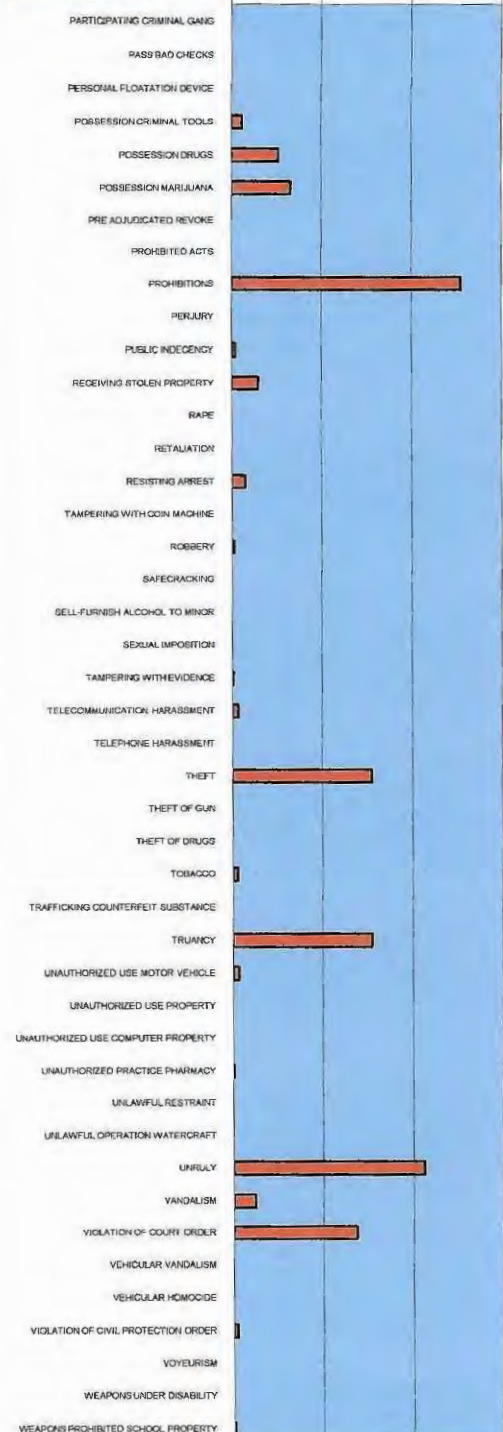
TOTAL PERCENT

PARTICIPATING CRIMINAL GANG	0	0.00%
PASS BAD CHECKS	0	0.00%
PERSONAL FLOATATION DEVICE	0	0.00%
POSSESSION CRIMINAL TOOLS	9	0.58%
POSSESSION DRUGS	39	2.53%
POSSESSION MARIJUANA	49	3.18%
PRE ADJUDICATED REVOKE	0	0.00%
PROHIBITED ACTS	0	0.00%
PROHIBITIONS	191	12.39%
PERJURY	0	0.00%
PUBLIC INDECENCY	3	0.19%
RECEIVING STOLEN PROPERTY	22	1.43%
RAPE	0	0.00%
RETALIATION	0	0.00%
RESISTING ARREST	11	0.71%
TAMPERING WITH COIN MACHINE	0	0.00%
ROBBERY	2	0.13%
SAFE CRACKING	0	0.00%
SELL-FURNISH ALCOHOL TO MINOR	0	0.00%
SEXUAL IMPOSITION	0	0.00%
TAMPERING WITH EVIDENCE	1	0.06%
TELECOMMUNICATION HARASSMENT	5	0.32%
TELEPHONE HARASSMENT	0	0.00%
THEFT	116	7.52%
THEFT OF GUN	0	0.00%
THEFT OF DRUGS	0	0.00%
TOBACCO	4	0.26%
TRAFFICKING COUNTERFEIT SUBSTANCE	0	0.00%
TRUANCY	116	7.52%
UNAUTHORIZED USE MOTOR VEHICLE	5	0.32%
UNAUTHORIZED USE PROPERTY	0	0.00%
UNAUTHORIZED USE COMPUTER PROPERTY	0	0.00%
UNAUTHORIZED PRACTICE PHARMACY	1	0.06%
UNLAWFUL RESTRAINT	0	0.00%
UNLAWFUL OPERATION WATERCRAFT	0	0.00%
UNRULY	159	10.31%
VANDALISM	18	1.17%
VIOLATION OF COURT ORDER	103	6.68%
VEHICULAR VANDALISM	0	0.00%
VEHICULAR HOMICIDE	0	0.00%
VIOLATION OF CIVIL PROTECTION ORDER	3	0.19%
VOYEURISM	0	0.00%
WEAPONS UNDER DISABILITY	0	0.00%
WEAPONS PROHIBITED SCHOOL PROPERTY	1	0.06%

TOTAL	1542	100.00%
--------------	-------------	----------------

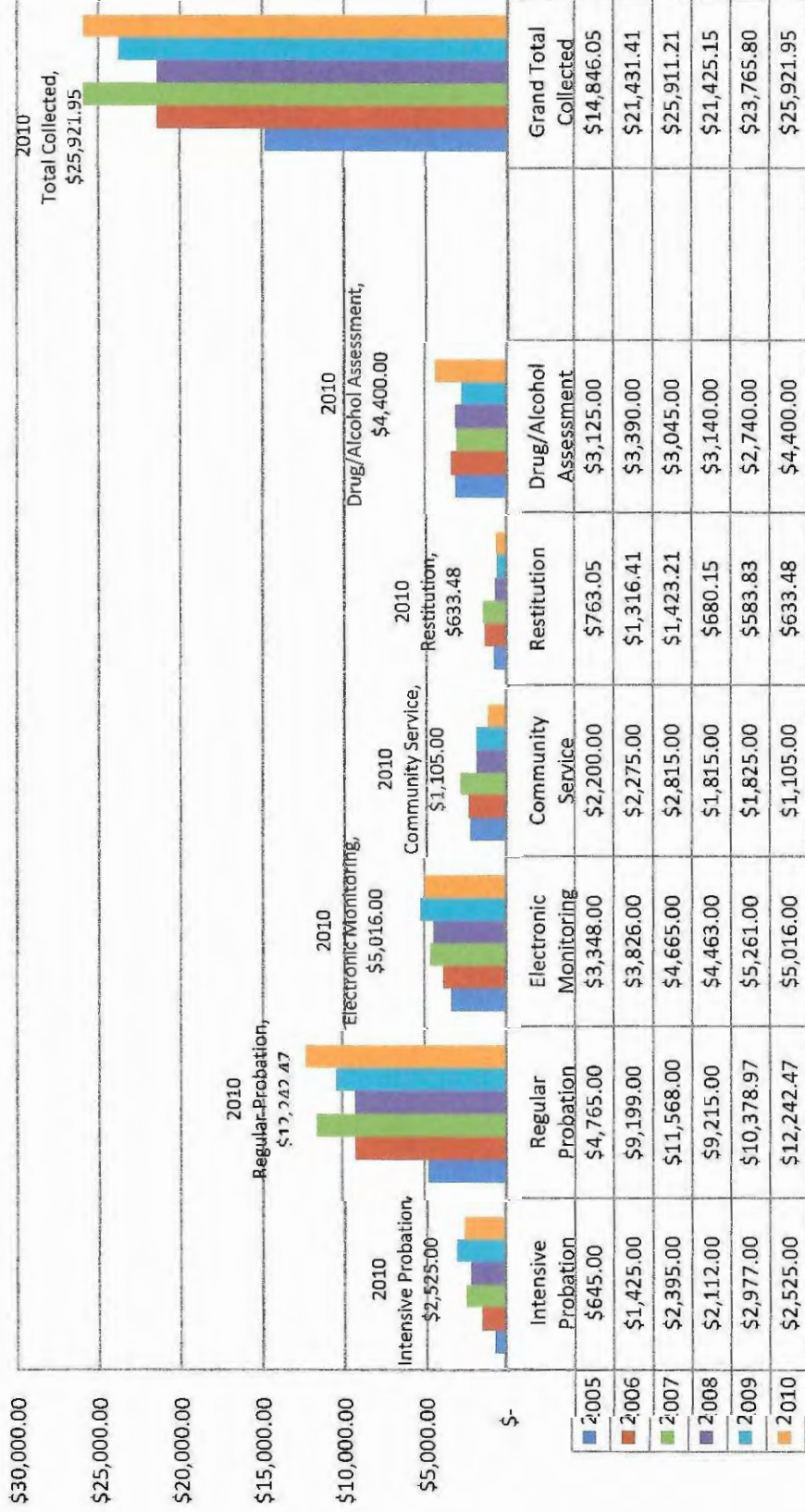
OFFENSES

0 75 150 225



Community Control Fees

2005
2006
2007
2008
2009
2010



**2010 PORTAGE COUNTY JUVENILE COURT
DEPARTMENT OF YOUTH REHABILITATION
DEPARTMENT STATISTICAL DATA**

DEPARTMENT OF YOUTH REHABILITATION

DEPARTMENT STATISTICAL DATA

2010

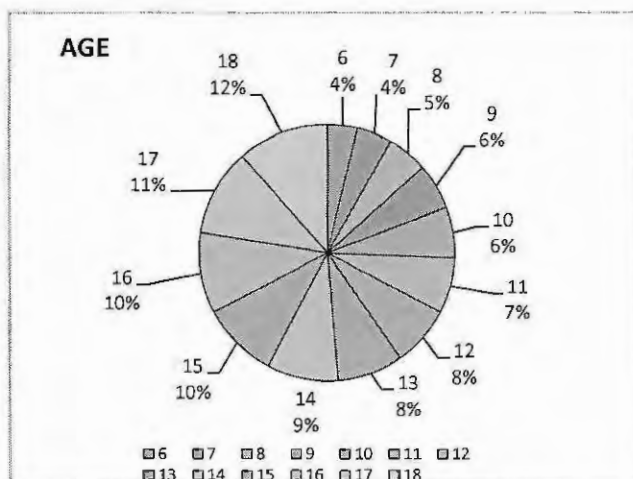
1. Diversion Services
2. Community Service
3. Restitution
4. Psychological and Substance Abuse Services
5. Electronic Monitoring
6. Probation Services

DIVERSION SERVICES PROGRAM

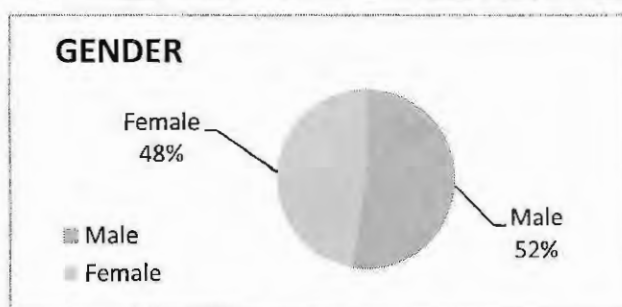
The Department of Diversion Services provides the Court with an alternative, informal sanction in the non-judicial processing of unruly, minor delinquencies and/or school referral, while at the same time holding youth accountable for their actions. Participants in the program are frequently referred to community resources to address their individual needs.

2010 DIVERSION SERVICES ANNUAL REPORT

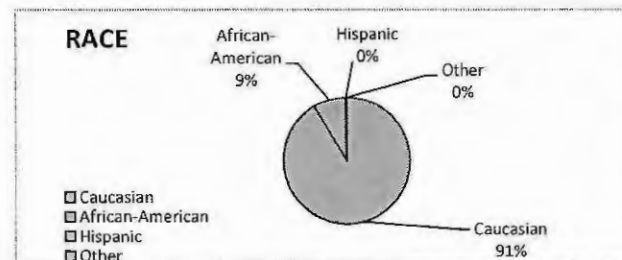
AGE	TOTAL PERCENT	
6	5	1.21%
7	8	1.93%
8	6	1.45%
9	7	1.69%
10	7	1.69%
11	15	3.62%
12	25	6.04%
13	49	11.84%
14	41	9.90%
15	71	17.15%
16	93	22.46%
17	86	20.77%
18	1	0.24%
TOTAL	414	100%



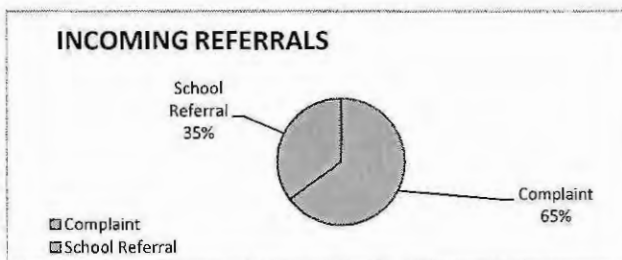
GENDER	TOTAL PERCENT	
Male	217	52.42%
Female	197	47.58%
TOTAL	414	100%



RACE	TOTAL PERCENT	
Caucasian	378	91.30%
African-American	35	8.45%
Hispanic	0	0.00%
Other	1	0.24%
TOTAL	414	100%



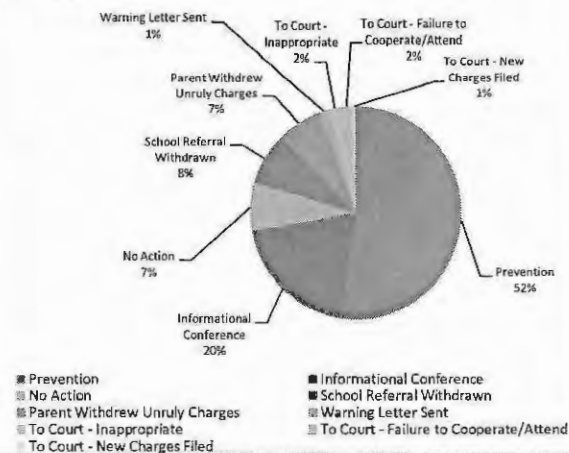
INCOMING REFERRALS	TOTAL PERCENT	
Complaint	274	64.93%
School Referral	148	35.07%
TOTAL	422	100%



2010 DIVERSION SERVICES ANNUAL REPORT

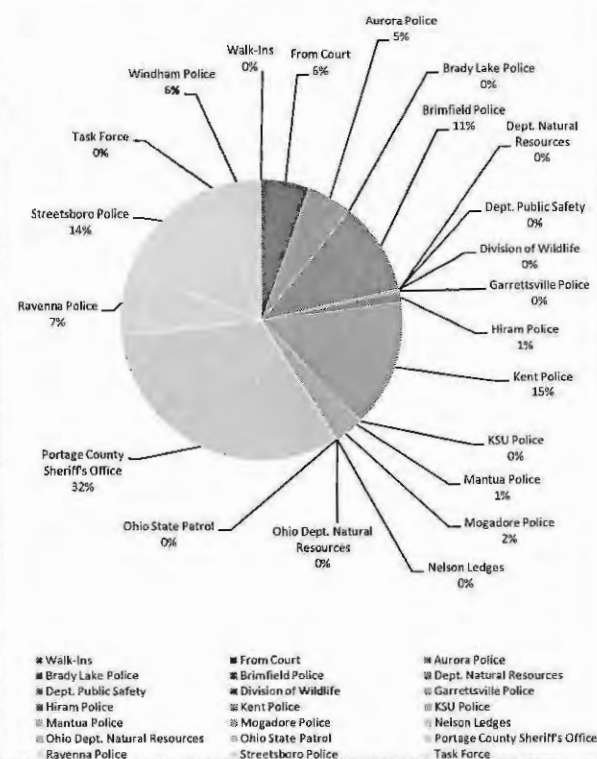
CONTACT TYPE	TOTAL PERCENT	
Prevention	217	52.42%
Informational Conference	82	19.81%
No Action	30	7.25%
School Referral Withdrawn	33	7.97%
Parent Withdrew Unruly Charges	29	7.00%
Warning Letter Sent	6	1.45%
To Court - Inappropriate	8	1.93%
To Court - Failure to Cooperate/Attend	7	1.69%
To Court - New Charges Filed	2	0.48%
TOTAL	414	100%

CONTACT TYPE



PORTAGE COUNTY AGENCY REFERRALS	TOTAL PERCENT	
Walk-Ins	0	0.00%
From Court	15	5.56%
Aurora Police	14	5.19%
Brady Lake Police	0	0.00%
Brimfield Police	29	10.74%
Dept. Natural Resources	0	0.00%
Dept. Public Safety	0	0.00%
Division of Wildlife	0	0.00%
Garrettsville Police	1	0.37%
Hiram Police	3	1.11%
Kent Police	40	14.81%
KSU Police	0	0.00%
Mantua Police	3	1.11%
Mogadore Police	6	2.22%
Nelson Ledges	0	0.00%
Ohio Dept. Natural Resources	0	0.00%
Ohio State Patrol	0	0.00%
Portage County Sheriff's Office	87	32.22%
Ravenna Police	20	7.41%
Streetsboro Police	37	13.70%
Task Force	0	0.00%
Windham Police	15	5.56%
TOTAL	270	100%

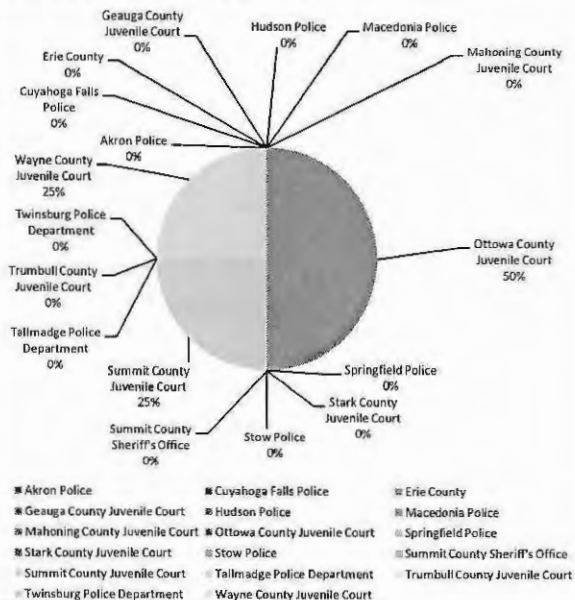
PORTAGE COUNTY AGENCY REFERRALS



2010 DIVERSION SERVICES ANNUAL REPORT

OUT OF COUNTY REFERRALS	TOTAL	PERCENT
Akron Police	0	0.00%
Cuyahoga Falls Police	0	0.00%
Erie County	0	0.00%
Geauga County Juvenile Court	0	0.00%
Hudson Police	0	0.00%
Macedonia Police	0	0.00%
Mahoning County Juvenile Court	0	0.00%
Ottawa County Juvenile Court	2	50.00%
Springfield Police	0	0.00%
Stark County Juvenile Court	0	0.00%
Stow Police	0	0.00%
Summit County Sheriff's Office	0	0.00%
Summit County Juvenile Court	1	25.00%
Tallmadge Police Department	0	0.00%
Trumbull County Juvenile Court	0	0.00%
Twinsburg Police Department	0	0.00%
Wayne County Juvenile Court	1	25.00%
TOTAL	4	100%

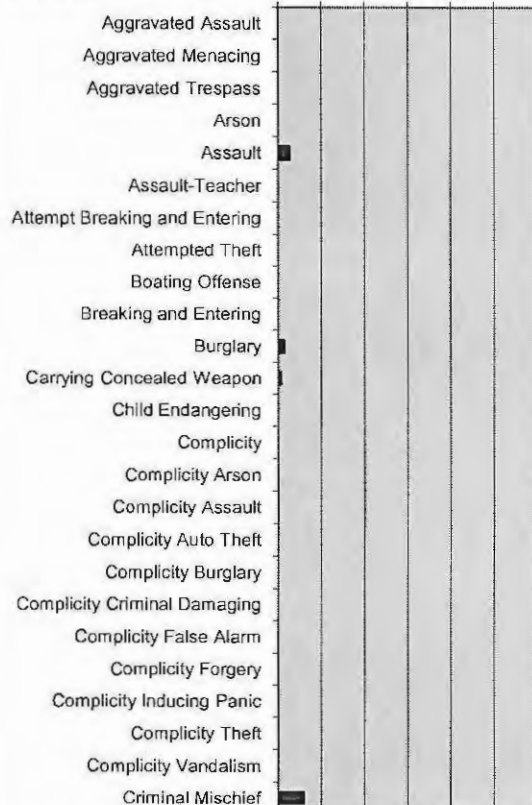
OUT OF COUNTY REFERRALS



OFFENSE - TOTAL COUNT COMPLAINTS	TOTAL	PERCENT
Aggravated Assault	0	0.00%
Aggravated Menacing	0	0.00%
Aggravated Trespass	0	0.00%
Arson	0	0.00%
Assault	4	1.46%
Assault-Teacher	0	0.00%
Attempt Breaking and Entering	0	0.00%
Attempted Theft	0	0.00%
Boating Offense	0	0.00%
Breaking and Entering	0	0.00%
Burglary	2	0.73%
Carrying Concealed Weapon	1	0.36%
Child Endangering	0	0.00%
Complicity	0	0.00%
Complicity Arson	0	0.00%
Complicity Assault	0	0.00%
Complicity Auto Theft	0	0.00%
Complicity Burglary	0	0.00%
Complicity Criminal Damaging	0	0.00%
Complicity False Alarm	0	0.00%
Complicity Forgery	0	0.00%
Complicity Inducing Panic	0	0.00%
Complicity Theft	0	0.00%
Complicity Vandalism	0	0.00%
Criminal Mischief	9	3.28%

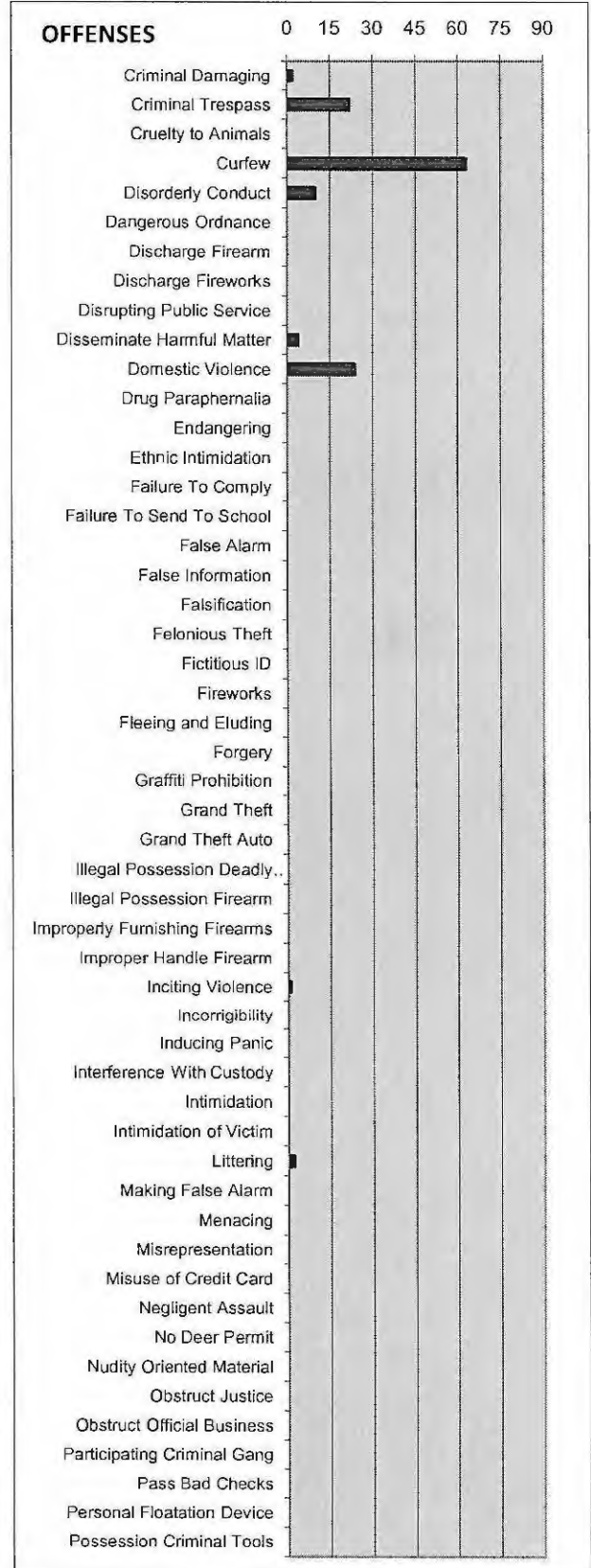
OFFENSES

0 15 30 45 60 75 90



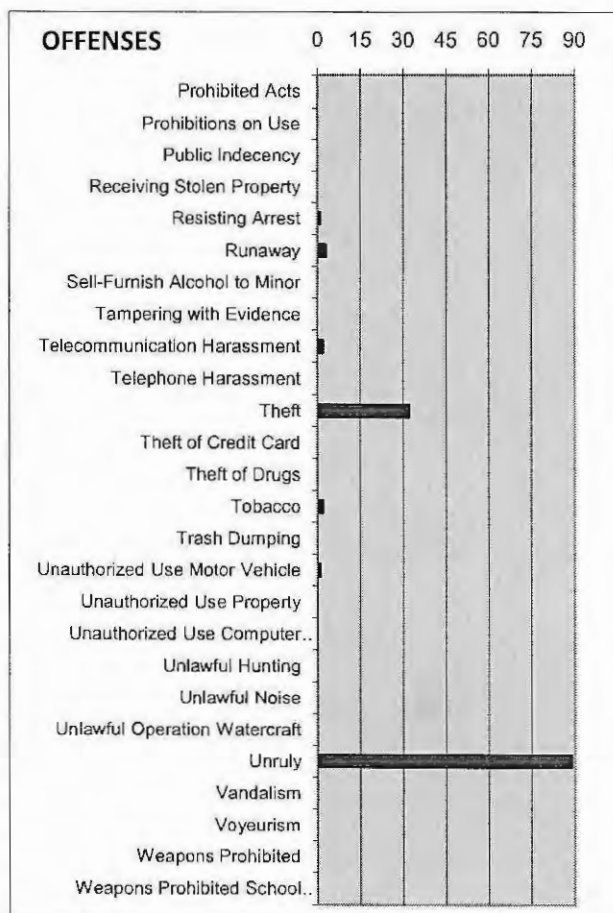
2010 DIVERSION SERVICES ANNUAL REPORT

OFFENSE - TOTAL COUNT COMPLAINTS	TOTAL	PERCENT
Criminal Damaging	2	0.73%
Criminal Trespass	22	8.03%
Cruelty to Animals	0	0.00%
Curfew	63	22.99%
Disorderly Conduct	10	3.65%
Dangerous Ordnance	0	0.00%
Discharge Firearm	0	0.00%
Discharge Fireworks	0	0.00%
Disrupting Public Service	0	0.00%
Disseminate Harmful Matter	4	1.46%
Domestic Violence	24	8.76%
Drug Paraphernalia	0	0.00%
Endangering	0	0.00%
Ethnic Intimidation	0	0.00%
Failure To Comply	0	0.00%
Failure To Send To School	0	0.00%
False Alarm	0	0.00%
False Information	0	0.00%
Falsification	0	0.00%
Felonious Theft	0	0.00%
Fictitious ID	0	0.00%
Fireworks	0	0.00%
Fleeing and Eluding	0	0.00%
Forgery	0	0.00%
Graffiti Prohibition	0	0.00%
Grand Theft	0	0.00%
Grand Theft Auto	0	0.00%
Illegal Possession Deadly Weapon	0	0.00%
Illegal Possession Firearm	0	0.00%
Improperly Furnishing Firearms	0	0.00%
Improper Handle Firearm	0	0.00%
Inciting Violence	1	0.36%
Incorrigibility	0	0.00%
Inducing Panic	0	0.00%
Interference With Custody	0	0.00%
Intimidation	0	0.00%
Intimidation of Victim	0	0.00%
Littering	2	0.73%
Making False Alarm	0	0.00%
Menacing	0	0.00%
Misrepresentation	0	0.00%
Misuse of Credit Card	0	0.00%
Negligent Assault	0	0.00%
No Deer Permit	0	0.00%
Nudity Oriented Material	0	0.00%
Obstruct Justice	0	0.00%
Obstruct Official Business	0	0.00%
Participating Criminal Gang	0	0.00%
Pass Bad Checks	0	0.00%
Personal Floatation Device	0	0.00%
Possession Criminal Tools	0	0.00%



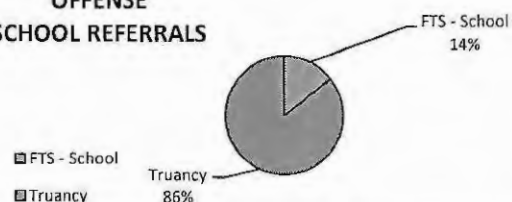
2010 DIVERSION SERVICES ANNUAL REPORT

OFFENSE - TOTAL COUNT COMPLAINTS	TOTAL	PERCENT
Prohibited Acts	0	0.00%
Prohibitions on Use	0	0.00%
Public Indecency	0	0.00%
Receiving Stolen Property	0	0.00%
Resisting Arrest	1	0.36%
Runaway	3	1.09%
Sell-Furnish Alcohol to Minor	0	0.00%
Tampering with Evidence	0	0.00%
Telecommunication Harassment	2	0.73%
Telephone Harassment	0	0.00%
Theft	32	11.68%
Theft of Credit Card	0	0.00%
Theft of Drugs	0	0.00%
Tobacco	2	0.73%
Trash Dumping	0	0.00%
Unauthorized Use Motor Vehicle	1	0.36%
Unauthorized Use Property	0	0.00%
Unauthorized Use Computer Property	0	0.00%
Unlawful Hunting	0	0.00%
Unlawful Noise	0	0.00%
Unlawful Operation Watercraft	0	0.00%
Unruly	89	32.48%
Vandalism	0	0.00%
Voyeurism	0	0.00%
Weapons Prohibited	0	0.00%
Weapons Prohibited School Property	0	0.00%
TOTAL	274	100%




2010 DIVERSION SERVICES ANNUAL REPORT

OFFENSE - SCHOOL REFERRALS	TOTAL PERCENT	
FTS - School	21	14.19%
Truancy	127	85.81%
TOTAL	148	100%

OFFENSE
SCHOOL REFERRALS

SCHOOL REFERRALS	TOTAL PERCENT	
Aurora High	0	0.00%
Brimfield Elementary	0	0.00%
Brown Middle	14	9.46%
Cooperative Learning Program	1	0.68%
Campus Elementary	2	1.35%
Carlin Elementary	0	0.00%
Central Elementary	0	0.00%
Craddock Elementary	0	0.00%
Crestwood High	2	1.35%
Crestwood Middle	1	0.68%
Davey Elementary	0	0.00%
Defer Intermediate	0	0.00%
East Elementary	6	4.05%
ECOT	7	4.73%
Field High	8	5.41%
Field Middle	1	0.68%
Franklin Elementary	0	0.00%
Garfield Elementary	7	4.73%
Garfield High	1	0.68%
Garfield Intermediate	1	0.68%
Garfield Middle	0	0.00%
Harmon Middle	0	0.00%
Hiram Elementary	0	0.00%
Holden Elementary	0	0.00%
Katherine Thomas Elementary	8	5.41%
Kent City Schools(Home Schooled)	0	0.00%
Kent Roosevelt High	6	4.05%
Larlham Elementary	0	0.00%
Leighton Elementary	0	0.00%
Longcoy Elementary	5	3.38%
Mantua Center Elementary	0	0.00%
Mantua Village Elementary	0	0.00%
Maplewood Career Center	5	3.38%
Miller Elementary	0	0.00%
Rausch Intermediate	0	0.00%
Ravenna High	22	14.86%
Rootstown Elementary	0	0.00%
Rootstown High	1	0.68%
Rootstown Middle	1	0.68%
Shalersville Elementary	0	0.00%

SCHOOL REFERRALS




2010 DIVERSION SERVICES ANNUAL REPORT

SCHOOL REFERRALS	TOTAL	PERCENT
------------------	-------	---------

Southeast Elementary	0	0.00%
Southeast High	4	2.70%
Southeast Intermediate	3	2.03%
Southeast Middle	3	2.03%
Southeast Primary	1	0.68%
Stanton Middle	1	0.68%
Streetsboro High	6	4.05%
Streetsboro Middle	0	0.00%
Suffield Elementary	0	0.00%
Tappan Elementary	0	0.00%
Virtual School of Ohio	10	6.76%
Wait Elementary	1	0.68%
Walls Elementary	1	0.68%
Waterloo High	1	0.68%
Waterloo Middle	3	2.03%
Waterloo Primary	3	2.03%
West Main Elementary	3	2.03%
West Park Elementary	0	0.00%
Williard Elementary	0	0.00%
Windham High	3	2.03%
Windham Jr. High	6	4.05%

TOTAL	148	100%
--------------	------------	-------------



**2010 PORTAGE COUNTY JUVENILE COURT
COMMUNITY SERVICE DEPARTMENT**

Community Service Department

Community Service

The Community Service Program provides the judiciary a dispositional alternative for adjudicated youth.

Program participants are placed with various non-profit agencies to perform 20 to 80 hours of Community Service. Youth are monitored by on-site supervisors and the Community Service Coordinator. The Community Service Coordinator conducts on-site, telephone, and home contacts to monitor the youth

Number of youth carried over from 2010.... 12

Number of youth ordered to program.... 56

Number of youth that completed program... 58

Community Service Program

The Community Service Program statistics from January 1, 2010 through December 31, 2010 are as follows:

		Percentage
Total Youth Placed in Program	56	82%
Carry Overs from Previous Year	12	18%
Total Youth in Program	68	100%
Male	35	63%
Female	21	38%
Non-Minority	51	91%
Minority	5	9%

Age of Program Participants

Age	Total	Percentage
11	0	0%
12	0	0%
13	0	0%
14	4	7%
15	9	16%
16	19	34%
17	24	43%
18	0	0%
19	0	0%

A total of 617 contacts were made with the 56 youth in the Community Service Program. A total of 1,704 hours were completed by the youth in the Community Service Program.

**2010 PORTAGE COUNTY JUVENILE COURT
RESTITUTION PROGRAM**

Restitution Department

The Restitution Program provides for the financial reimbursement to victims of delinquent acts. Once the Court makes an order of restitution, the child and their parent/guardian sign a payment contract and must make monthly payments to their victims(s).

Restitution Program

The Restitution Program statistics from January 1, 2010 through December 31, 2010 are as follows:

		Percentage
Total Youth Placed in Program	39	39%
Carry Overs from Previous Years	60	61%
Total Youth in Program	99	100%
Male	35	90%
Female	4	10%
Non-Minority	34	87%
Minority	5	13%
The following statistics include carry over cases		
Successfully Completed Program	37	37%
Uncompleted at time of Report	56	57%
Unsuccessfully Completed Program	8	8%

Age of Program Participants

Age	Total	Percentage
11	0	0%
12	1	3%
13	1	3%
14	8	21%
15	10	26%
16	8	21%
17	11	28%
18	0	0%
19	0	0%

A total of 523 contacts were made with the 99 youth in the Restitution Program.

Total Restitution Ordered: \$22,327.75
 Total Restitution Collected: \$17,070.39

2010 PORTAGE COUNTY JUVENILE COURT

**PSYCHOLOGICAL
AND
SUBSTANCE ABUSE SERVICES**

Psychological and Substance Abuse Services

PSYCHOLOGICAL AND SUBSTANCE ABUSE SERVICES MISSION STATEMENT

The role of Psychological and Substance Abuse Services is to provide the Courts and Detention Center professional clinical and assessment services as a part of the overall rehabilitative effort. To assist in rendering appropriate dispositions that take into consideration the individual needs, characteristics and circumstances of the children in question, the Court orders evaluations to aid in generating case recommendations. It is hoped that by earlier identification of potentially serious offenders, the community can be more effectively protected, while at the same time, by more clearly delineating issues to be addressed as part of a rehabilitative program, more children can be effectively served resulting in less recidivism.

GENERAL SERVICE DESCRIPTION

Psychological and Substance Abuse Services staff conduct evaluations for the Court to assist in generating recommendations for case dispositions. Additional services provided include diagnostic assessments, substance abuse assessments, mental health screening, short term counseling with detained children, consultative services, treatment planning and referral, psychological screening of applicants for employment, and conducting in-service training programs.

PSYCHOLOGICAL ASSESSMENTS 2010

In 2010, thirty-one (31) children were referred to Psychological Services for formal evaluation. The assessment process includes parent and child interviews, psychological testing and preparation of a written report. Reports will vary in nature depending on the reason(s) for conducting the assessment and the issues that need to be addressed. The following represents the types of psychological evaluations conducted in 2010.

<i>Type of Evaluation</i>	<i>Portage County</i>	<i>Geauga County</i>
Department of Youth Services Evaluations	3	1
Department of Youth Services Evaluations and Sexual Offender Risk Assessments	1	0
Psychological Evaluations	9	1
Psychological Evaluations and Sexual Offender Risk Assessments	3	0
Recommendation for Disposition Reports	10	1
Competency Evaluations	1	0
Rule 30	1	0
Total Reports ordered from each county	28	3
Total Reports Ordered	31	

All children admitted to the Portage/Geauga Detention Center are also screened at the point of intake by Detention Center staff in an effort to identify high risk residents. In addition to direct inquiry into areas related to risk to self and/or others, each child completes a structured questionnaire designed to obtain specific information regarding potential areas of risk. Subsequent to the child's intake and admission all residents (with the exception of weekenders and those released immediately following a preliminary hearing) are interviewed by a qualified mental health professional and a mental status examination is completed. Residents held in detention on a post adjudicatory status are also administered an academic achievement test and often an objective psychodiagnostic personality inventory to further assess for various areas of potential concern, psychological disturbance and/or other rehabilitative needs. Psychological Services staff review all intake and/or assessment materials generated on each resident as part of a coordinated effort to appropriately respond to resident needs/concerns during their period of detention. In 2010, intake reports and assessment materials were reviewed on two hundred and fifty-four (254) new or repeat admissions to the Portage/Geauga Detention Center.

Psychological Services staff are also available to Detention Center staff and residents upon request to provide direct clinical counseling, assessment, and consultative services. In 2010, in addition to reviewing resident intake and assessment materials, Psychological Services staff provided direct clinical counseling services to fifty-three (53) residents. The following table provides statistics regarding child assessments and general clinical services provided to residents during 2010 broken down by county.

	FORMAL EVALUATIONS	CLINICAL COUNSELING AND ASSESSMENT SERVICES	RESIDENT INTAKE AND ASSESSMENT REPORT REVIEWS	TOTAL
PORTAGE COUNTY	28	46	208	282
GEAUGA COUNTY	3	7	46	56
TOTAL	31	53	254	338

TREATMENT PLANNING, COORDINATION AND REFERRAL TO LOCAL COUNSELING AGENCIES

In addition to Psychological Services' primary role of conducting assessments and providing clinical counseling and consultative services to the Courts and Detention Center, it frequently acts in a coordinating capacity with other involved agencies. In keeping with the Juvenile Court's goal of minimizing a child's involvement in the legal system, efforts are directed toward providing for the child's rehabilitative needs by utilizing services offered by local child care agencies. Psychological Services staff participate in regularly scheduled in-house staff meetings for case planning, as well as attend bi-monthly and monthly clinical team meetings to assist in formulating rehabilitative service plans with other involved agencies.

When specific recommendations for treatment are made a part of a case disposition or terms of a child's probation, Psychological Services is also often responsible for initiating the referral process, monitoring the child's progress in treatment, and maintaining appropriate contact with local service providers. The following represents the number of children referred for out-patient treatment services monitored and/or tracked by Psychological Services.

New Referrals for 2010..... 142
 Carryovers from 2009..... 66
 TOTAL: 208

RESIDENTIAL PLACEMENTS AND IN-PATIENT FACILITIES UTILIZED IN 2010

When Court involved children exhibit more serious treatment needs it is sometimes necessary to secure their placement in intensive residential or in-patient treatment programs. The following table provides information regarding the number of children so served and the facilities utilized.

	NEW REFERRALS IN 2010	CARRYOVERS FROM 2009
ABRAXAS	1	0
BELLEFAIRE	2	0
BELMONT PINES HOSPITAL	5	0
FOX RUN	2	0
GROWING MINDS	0	1
NEW BEGINNINGS	1	0
SHARON LYNN RESIDENCE FOR GIRLS	2	1
VILLAGE NETWORK (FOSTER CARE)	0	2
VILLAGE NETWORK (PORTAGE LAKES)	2	5
VILLAGE NETWORK (SMITHVILLE)	1	0
WHITEHAVEN	0	1
SUBTOTALS	16	10
TOTAL NUMBER OF CHILDREN REFERRED AND/OR MONITORED		
26		

These numbers only reflect those children involved with or referred to Psychological Services for assessment and/or treatment planning/monitoring who have had official involvement with the Court, as well as children on probation placed in foster care under the auspices of the Portage County Department of Job and Family Services.

SUBSTANCE ABUSE ASSESSMENTS 2010

The Court's Substance Abuse Services processed (299) referrals for chemical dependency assessments during 2010. A total of four (4) youths were subsequently referred for inpatient/residential chemical dependency treatment.

There were an additional eleven (11) referrals for intensive outpatient treatment. A total of one hundred twenty-four (124) youths were referred for individual chemical dependency counseling.

The following table is a break down, based on referral source, of the total number of assessments conducted, followed by the treatment recommendations generated for the different levels of care, and finally some biographical information regarding the juvenile's assessed.

2010

	Jan	Feb	Mar	Apr	May	Jun	Jul	Aug	Sept	Oct	Nov	Dec	Total
Assessments:													
Court Ordered	16	13	15	10	16	11	13	13	10	8	9	9	143
Complaints	2	11	8	17	11	8	7	5	9	9	32	8	127
Diversion Request	0	0	2	2	2	0	1	0	0	0	1	2	10
Probation Request	2	1	2	2	1	0	1	1	2	3	2	2	19
TOTAL	20	25	27	31	30	19	22	19	21	20	44	21	299
Referrals:													
Residential									1	1		2	4
Intensive Outpatient	1	2	2	1		1	1	1		1	1		11
Individual Substance Abuse Counseling	11	11	11	12	7	10	20	16	6	10	6	4	124
Insight/Education													
Teen Solutions	1							1					2
MST						1	1	1					3
Family Works						1							1
TOTAL													6
Age	11												
12	1					1							2
13					2	1							3
14	1	4	2	8	4	2	2	2		1	4	1	31
15	8	4	7	1	6	1	3	1	2	2	5	2	42
16	4	7	9	8	6	7	4	6	5	7	10	4	77
17	5	9	8	13	11	6	8	9	14	9	22	11	125
18	1	1	1	1	1	1	5	1		1	3	3	19
TOTAL	12	10	23	22	19	22	23	25	23	13	9	24	299

	<i>Jan</i>	<i>Feb</i>	<i>Mar</i>	<i>Apr</i>	<i>May</i>	<i>Jun</i>	<i>Jul</i>	<i>Aug</i>	<i>Sept</i>	<i>Oct</i>	<i>Nov</i>	<i>Dec</i>	<i>Total</i>
Race													
White	17	24	26	30	30	17	20	17	18	17	42	20	278
Black	3	1		1		1	1	1	3	1	2		14
Hispanic													
Asian						1							1
Bi-Racial- Other			1				1	1		2		1	6
TOTAL	20	25	27	31	30	19	22	19	21	20	44	21	299
Gender													
Male	12	18	23	21	22	12	14	15	16	17	31	13	214
Female	8	7	4	10	8	7	8	4	5	3	13	8	85
TOTAL	20	25	27	31	30	19	22	19	21	20	44	21	299

**2010 PORTAGE COUNTY JUVENILE COURT
ELECTRONIC MONITORING PROGRAM**

ELECTRONIC MONITORING

ALTERNATIVE TO DETENTION

The Alternative to Detention Program provides a dispositional alternative to secure detention for youth adjudicated of a misdemeanor, or a level 2, 3, 4 or 5 Felony offense. The program also serves as an alternative to youth being detained prior to adjudication.

Program participants are constantly monitored via electronic, telephone and personal contacts. Youth are permitted to leave their home only for educational, medical, occupational and spiritual purposes.

Number of Youth Ordered to Program.....	71
Number of Youth Successfully Completed.....	65
Number of Youth Unsuccessfully Completed.....	5
Number of Youth Carried Over Into 2010.....	6
Other.....	0

ALTERNATIVE TO DETENTION PROGRAM

The Alternative to Detention statistics from January 1, 2010 through December 31, 2010 are as follows:

		PERCENTAGE
TOTAL YOUTH PLACED IN PROGRAM	71	100 %
MALE	49	69.01%
FEMALE	22	30.99%
CAUCASIAN	59	83.10%
AFRICAN-AMERICAN	12	16.90%
HISPANIC	0	0.00%
SUCCESSFULLY COMPLETED PROGRAM	65	85.53%
UNCOMPLETED AT TIME OF REPORT	6	7.89%
UNSUCCESSFULLY COMPLETED PROGRAM	5	6.58%
OTHER*	0	0.00%

* Removed from program for reasons not related to behavior.

Age of Program Participants

<u>AGE</u>	<u>TOTAL</u>	<u>PERCENTAGE</u>
11	1	1.42 %
12	4	5.63 %
13	4	5.63 %
14	12	16.90 %
15	11	15.49 %
16	12	16.90 %
17	27	38.03 %
18	0	0.00 %

Average age of youth placed into the program was 15.42 years. Total of 750 contacts were made with the 71 youth placed in the Alternative to Detention Program.

2010 PORTAGE COUNTY JUVENILE COURT

**PROBATION DEPARTMENT
AND
INTENSIVE PROBATION DEPARTMENT**

Department of Probation Services

The Department of Probation Services consists of two divisions: Intensive Probation and Regular Probation. The staff is responsible for supervising youth and enforcing probation terms. This consists of conducting home, school, and office visits. They write Pre-Dispositional Investigations and Department of Youth Services evaluations. Both Divisions assist youth in meeting treatment needs through the coordination and monitoring of treatment plans.

The Department of Probation Services conducted six (6) Ohio Department of Youth Services evaluations for the judiciary. A total of five (5) youths were committed to the Ohio Department of Youth Services in the calendar year. The Probation staff administered eight hundred (800) drug screens. Further, eighty-nine (89) notices of alleged probation violations were filed. The average age of youth on Probation supervision is 15.98.

The Department of Probation Services utilizes a risk assessment tool and written formal case plans. These plans discuss the goals of probation and how the youth will meet those goals. All parties sign the finalized plan.

Regular Probation 2010

The Regular Probation Department is a less structured level of supervision than Intensive Probation. Youth in this program meet weekly with Probation Officers for the first month of supervision. Staff has the discretion of gradually stepping down the level of supervision dependant upon a child's behavior and progress. Youth in this program have been adjudicated on felony, misdemeanor and unruly offenses. The average age of youth on Regular Probation is 16.01.

New Cases Received	167
Release from Probation	145
End of Year Caseload(includes carryover)	142

New Cases Received	167	100%
Releases	145	100%
Admission Unruly	10	6%
Admission Misdemeanor	139	83%
Admission Felony	18	11%
Males	128	77%
Females	39	23%
Caucasian	150	90%
African American	17	10%
Pre-Disp. Investigations	2	
Dept. of Youth Sev. Evals	1	

Contacts – 2010

Home	1266
School	2112
Office	2450
Other/Phone	3072
Total	8900

Intensive Probation 2010

The Intensive Probation Department is the highest level of supervision for an offender. Probation Officers provide a highly structured system of supervision ranging from a minimum of four (4) contacts per week to a minimum of one (1) contact per week. Youth in this program are typically felony or chronic offenders at risk to be committed to the Ohio Department of Youth Services.

New Cases Received	25
Release from Probation	24
End of Year Caseload(includes carryover)	31

New Cases Received	25	100%
Releases	24	100%
Admission Unruly	0	0%
Admission Misdemeanor	3	12 %
Admission Felony	22	88%
Males	25	100%
Females	0	0%
Caucasian	19	76%
African American	6	24%
Pre-Disp. Investigations	1	
Dept. of Youth Sev. Evals	5	

Contacts – 2010

Home	549
School	425
Office	868
Other/Phone	1349
Total	3191

2010 PORTAGE – GEAUGA COUNTY
JUVENILE DETENTION CENTER

PORTAGE-GEAUGA COUNTY JUVENILE DETENTION CENTER

Thomas J. Rehnert, Superintendent

Brandon M. Winarchick, Administrative Officer
Richard P. Ashley, Detention Supervisor

William C. Fullum, Detention Supervisor
Gregory C. Lomax, Detention Supervisor

03/04/2011

STATISTICS

CR69217

I. DETENTION POPULATION : FY: 2010

II.

A. DETENTION POPULATION BY ADMISSIONS:

	ADMISSION		TOTAL 2010 ADMISSION	CARRYOVER		TOTAL 2009 CARRYOVER	TOTAL POPULATION	% OF TOTAL POPULATION
	PTGE	GEA		PTGE	GEA			
MALES	201	79	280	15	2	17	297	68.9%
FEMALES	84	44	128	6	0	6	134	31.1%
UNKNOWNNS	0	0	0	0	0	0	0	0.0%
TOTAL	285	123	408	21	2	23	431	100.0%

B. AGE / AVERAGE: NEW ADMISSION

I. MALES

16.34

FEMALES

15.61

UNKNOWN

0.00

COMBINED

16.11

AGE	MALES		TOTAL MALES	FEMALES		TOTAL FEMALES	UNKNOWNNS		TOTAL UNKNOWNNS	TOTAL
	PTGE	GEA		PTGE	GEA		PTGE	GEA		
10	2	0	2	0	0	0	0	0	0	2
11	2	0	2	2	0	2	0	0	0	4
12	1	0	1	9	0	9	0	0	0	10
13	11	2	13	9	3	12	0	0	0	25
14	23	12	35	11	4	15	0	0	0	50
15	35	6	41	18	6	24	0	0	0	65
16	49	13	62	23	14	37	0	0	0	99
17	78	46	124	11	17	28	0	0	0	152
18	0	0	0	0	0	0	0	0	0	0
NO AGE	0	0	0	0	0	0	0	0	0	0
OVER 18	0	0	0	0	0	0	0	0	0	0
UNDER 10	0	0	0	1	0	1	0	0	0	1
TOTALS	201	79	280	84	44	128	0	0	0	408

8000 Infirmary Road, Ravenna, Ohio 44266-9432
(330) 297-5233 FAX (330) 297-1533
e-mail address: pgdetctr@portageco.com

03/04/2011

STATISTICS

CR69217

C. RACE: NEW ADMISSION

RACE	GEAUGA		GEAUGA TOTAL	GEAUGA % POP	PORTAGE		PORTAGE TOTAL	PORTAGE % POP	TOTAL POP. BY RACE	% TOTAL POP.
	M	F			M	F				
CAUCASIAN	78	34	112	27.5%	175	62	237	58.1%	349	85.5%
AFRICAN AMERICAN	1	7	8	2.0%	22	13	35	8.6%	43	10.5%
ASIAN	0	0	0	0.0%	1	2	3	0.7%	3	0.7%
HISPANIC	0	3	3	0.7%	0	1	1	0.2%	4	1.0%
AMERICAN INDIAN	0	0	0	0.0%	0	0	0	0.0%	0	0.0%
BI-RACIAL	0	0	0	0.0%	3	6	9	2.2%	9	2.2%
PACIFIC ISLANDER	0	0	0	0.0%	0	0	0	0.0%	0	0.0%
OTHER	0	0	0	0.0%	0	0	0	0.0%	0	0.0%
UNKNOWN RACE	0	0	0	0.0%	0	0	0	0.0%	0	0.0%
UNKNOWN	0	0	0	0.0%	0	0	0	0.0%	0	0.0%
TOTAL	79	44	123	30.1%	201	84	285	69.9%	408	100.0 %

D. PORTAGE COUNTY JURISDICTION

	Number of Admissions	Portage Population	% of PTGE Population	Number of Admissions	Total Population	% of Total Population
MALES	201	285	70.53%	201	408	49.26%
FEMALES	84	285	29.47%	84	408	20.59%
UNKNOWN	0	285	0.00%	0	408	0.00%
TOTAL	285	285	100%	285	408	69.85%

E. GEAUGA COUNTY JURISDICTION

	Number of Admissions	Geauga Population	% of PTGE Population	Number of Admissions	Total Population	% of Total Population
MALES	79	123	64.23%	79	408	19.36%
FEMALES	44	123	35.77%	44	408	10.78%
UNKNOWN	0	123	0.00%	0	408	0.00%
TOTAL	123	123	100%	123	408	30.15%

03/04/2011

STATISTICS

CR69217

III. CUSTODY STATUS

A. PORTAGE COUNTY: NEW ADMISSION

	MALES	FEMALES	UNKNOWNNS	TOTAL
1. Rel Det Status	1	0	0	1
2. Released	11	19	0	30
3. Detain 1-90	114	36	0	150
4. Weekender	1	0	0	1
5. Detention Hearing	20	13	0	33
6. Joint Commitment	0	0	0	0
7. Pending Disposition Hearing	0	1	0	1
8. 1 - 90 Dys Evaluation	1	0	0	1
9. 1 - 90 X 2 Concurrent	8	0	0	8
10. 1 - 90 X 2 Consecutive	2	1	0	3
11. 1 - 90 Psych Evaluation	0	0	0	0
12. 1 - 90 7 Day Review	0	0	0	0
13. 1 - 90 X 3 Concurrent	0	0	0	0
14. 1 - 90 X 3 Consecutive	0	0	0	0
15. 1 - 90 Susp. 75	2	0	0	2
16. 1 - 90 Susp. 80	1	2	0	3
17. 1 - 90 Susp. 83	2	0	0	2
18. 1 - 90 Susp. 85	11	2	0	13
19. 1 - 90 Susp. 87	15	8	0	23
20. Held Pending Hearing	4	1	0	5
21. Pending Placement	0	1	0	1
22. Pending Adj. Hearing	2	0	0	2
23. Com to DYS	6	0	0	6
24. 1-180	0	0	0	0
25. Unknown	0	0	0	0
26. Total Portage	201	84	0	285

03/04/2011

STATISTICS

CR69217

B. PORTAGE COUNTY: CARRYOVER

	MALES	FEMALES	UNKNOWNNS	TOTAL
1. Rel Det Status	0	0	0	0
2. Released	0	0	0	0
3. Detain 1-90	8	1	0	9
4. Weekender	0	0	0	0
5. Detention Hearing	2	2	0	4
6. Joint Commitment	0	0	0	0
7. Pending Disposition Hearing	0	0	0	0
8. 1 - 90 Dys Evaluation	0	0	0	0
9. 1 - 90 X 2 Concurrent	3	0	0	3
10. 1 - 90 X 2 Consecutive	1	0	0	1
11. 1 - 90 Psych Evaluation	0	0	0	0
12. 1 - 90 7 Day Review	0	0	0	0
13. 1 - 90 X 3 Concurrent	0	0	0	0
14. 1 - 90 X 3 Consecutive	0	0	0	0
15. 1 - 90 Susp. 75	0	0	0	0
16. 1 - 90 Susp. 80	0	0	0	0
17. 1 - 90 Susp. 83	0	0	0	0
18. 1 - 90 Susp. 85	0	0	0	0
19. 1 - 90 Susp. 87	0	2	0	2
20. Held Pending Hearing	1	1	0	2
21. Pending Placement	0	0	0	0
22. Pending Adj. Hearing	0	0	0	0
23. Com to DYS	0	0	0	0
24. 1-180	0	0	0	0
25. Unknown	0	0	0	0
26. Total Portage	15	6	0	21

03/04/2011

STATISTICS

CR69217

C. GEAUGA COUNTY: NEW ADMISSION

	MALES	FEMALES	UNKNOWNNS	TOTAL
1. Rel Det Status	0	0	0	0
2. Released	2	2	0	4
3. Detain 1-90	22	11	0	33
4. Weekender	40	26	0	66
5. Detention Hearing	4	1	0	5
6. Joint Commitment	0	0	0	0
7. Pending Disposition Hearing	0	0	0	0
8. 1 - 90 Dys Evaluation	0	0	0	0
9. 1 - 90 X 2 Concurrent	0	0	0	0
10. 1 - 90 X 2 Consecutive	1	0	0	1
11. 1 - 90 Psych Evaluation	0	0	0	0
12. 1 - 90 7 Day Review	1	1	0	2
13. 1 - 90 X 3 Concurrent	0	0	0	0
14. 1 - 90 X 3 Consecutive	1	0	0	1
15. 1 - 90 Susp. 75	0	0	0	0
16. 1 - 90 Susp. 80	0	0	0	0
17. 1 - 90 Susp. 83	1	0	0	1
18. 1 - 90 Susp. 85	3	0	0	3
19. 1 - 90 Susp. 87	1	3	0	4
20. Held Pending Hearing	1	0	0	1
21. Pending Placement	0	0	0	0
21. Pending Adj. Hearing	0	0	0	0
22. Com to DYS	0	0	0	0
23. 1-180	2	0	0	2
24. Unknown	0	0	0	0
25. Total Geauga	79	44	0	123

03/04/2011

STATISTICS

CR69217

D. GEAUGA COUNTY: CARRY OVERS

	MALES	FEMALES	UNKNOWN	TOTAL
1. Rel Det Status	0	0	0	0
2. Released	0	0	0	0
3. Detain 1-90	0	0	0	0
4. Weekender	0	0	0	0
5. Detention Hearing	0	0	0	0
6. Joint Commitment	0	0	0	0
7. Pending Disposition Hearing	0	0	0	0
8. 1 - 90 Dys Evaluation	1	0	0	1
9. 1 - 90 X 2 Concurrent	0	0	0	0
10. 1 - 90 X 2 Consecutive	0	0	0	0
11. 1 - 90 Psych Evaluation	0	0	0	0
12. 1 - 90 7 Day Review	0	0	0	0
13. 1 - 90 X 3 Concurrent	0	0	0	0
14. 1 - 90 X 3 Consecutive	0	0	0	1
15. 1 - 90 Susp. 75	0	0	0	0
16. 1 - 90 Susp. 80	0	0	0	0
17. 1 - 90 Susp. 83	0	0	0	0
18. 1 - 90 Susp. 85	0	0	0	0
19. 1 - 90 Susp. 87	0	0	0	0
20. Held Pending Hearing	0	0	0	0
21. Pending Placement	0	0	0	0
22. Pending Adj. Hearing	0	0	0	0
23. Com to DYS	0	0	0	0
24. 1-180	1	0	0	1
25. Unknown	0	0	0	0
26. Total Geauga	2	0	0	2

03/04/2011

STATISTICS

CR69217

IV. DETENTION STATUS**V. DETAINMENT**

	MISDEMEANOR	FELONY	UNRULY	UNKNOWN	TOTAL
PORTAGE	227	54	4	0	285
GEAUGA	114	7	2	0	123
TOTAL	341	61	6	0	408

FELONY POPULATION: 14.95%**MISDEMEANOR POPULATION: 83.58%****UNRULY POPULATION: 1.47%****UNKNOWN POPULATION: 0.00%**

03/04/2011

STATISTICS

CR69217

OJJDP REPORTING:

Youth Handgun Safety Act:

	2923.21	2923.211	2923.12	2941.141	2941.144	2941.145	2941.146
PORTAGE	0	0	1	0	0	0	0
GEAUGA	0	0	0	0	0	0	0
TOTAL	0	0	1	0	0	0	0

VI. ADMISSIONS WITH PRIOR DETAINMENT

	ADM PRIOR DETAINMENT	TOTAL 2010 DETAINMENT	MALES	FEMALES	UNKNOWN	% OF POPULATION
PORTAGE	130	285	201	84	0	45.61%
GEAUGA	82	123	79	44	0	66.67%
TOTAL	212	408	280	128	0	51.96%

VII. AVERAGES

A. AVERAGE DAILY LENGTH OF STAY

1. PORTAGE COUNTY	24.78
2. GEAUGA COUNTY	10.52
3. AVERAGE: DLS	17.65

B. AVERAGE DAILY POPULATION

1. PORTAGE COUNTY	20.77
2. GEAUGA COUNTY	3.60
3. AVERAGE: D.P.	24.37

C. BILLING DAYS

1. PORTAGE COUNTY	7,581.61 / 8,896.00	85.22%
2. GEAUGA COUNTY	1,314.39 / 8,896.00	14.78%
3. TOTAL	8,896.00 / 8,896.00	100.00%