
PORTAGE COUNTY COMMON PLEAS COURT

PROBATE/JUVENILE DIVISION

2011 ANNUAL REPORT

**THE HONORABLE THOMAS J. CARNES
COMMON PLEAS COURT JUDGE
PROBATE/JUVENILE DIVISION**

PORTAGE COUNTY COMMON PLEAS COURT

PROBATE/JUVENILE DIVISION

2011 ANNUAL REPORT


**THE HONORABLE THOMAS J. CARNES
COMMON PLEAS COURT JUDGE
PROBATE/JUVENILE DIVISION**

TO: VARIOUS DEPARTMENTS/AGENCIES

FROM: THOMAS J. CARNES, JUDGE
COMMON PLEAS COURT
PROBATE/JUVENILE DIVISION

DATE: 30 APRIL 2012

SUBJECT: 2011 ANNUAL REPORT



Following please find a copy of the Portage County Court of Common Pleas, Probate/Juvenile Division's 2011 Annual Report.

Should you have any questions regarding this Report, please feel free to contact me.

PORTAGE COUNTY BOARD OF COMMISSIONERS

Ms. Maureen T. Frederick
Ms. Tommie Jo Marsilio
Mr. Chris Smeiles


OHIO DEPARTMENT OF JOB AND FAMILY SERVICES

Mr. Michael B. Colbert

DIRECTOR OHIO DEPARTMENT OF YOUTH SERVICES

Mr. Harvey Reed

In compliance with Section 2151.18 of the Ohio Revised Code, we hereby submit our Annual Report for the Portage County Court of Common Pleas, Probate/Juvenile Division for the year 2011.

Respectfully submitted,


Thomas J. Carnes
Common Pleas Court Judge
Probate/Juvenile Division
Portage County, Ohio

330-297-0881 Juvenile Court
330-297-3870 Probate Court

TABLE OF CONTENTS

Directory of Personnel/Probate Court.....	Pages 1-2
2011 Probate Court Statistical Report.....	Pages 3-8
2011 Probate Court Fiscal Accounting Report.....	Pages 9-11
Directory of Personnel/Juvenile Court.....	Pages 12-15
2011 Juvenile Court Statistical Report.....	Pages 16-24
2011 Juvenile Court Fiscal Accounting Report.....	Pages 25-28
2011 Juvenile Court Department of Youth Rehabilitation Report.....	Pages 29-36
2011 Juvenile Court Diversion Services Report.....	Pages 37-45
2011 Juvenile Court Community Service Report.....	Pages 46-47
2011 Juvenile Court Restitution Program Report.....	Pages 48-49
2011 Juvenile Court Psychology/Substance Abuse Report..	Pages 50-55
2011 Juvenile Court Electronic Monitoring Report.....	Pages 56-57
2011 Juvenile Court Probation Department Report.....	Pages 58-60
2011 Portage/Geauga Juvenile Detention Center Report.....	Pages 61-68

DIRECTORY OF PERSONNEL

PORTAGE COUNTY PROBATE DIVISION

**203 WEST MAIN STREET
RAVENNA OHIO 44266**

COMMON PLEAS COURT
PORTAGE COUNTY
PROBATE DIVISION
DIRECTORY OF PERSONNEL
THE HONORABLE THOMAS J. CARNES, JUDGE

COURT SUPPORT STAFF

James J. Aylward.....	Chief Magistrate
Joseph Szymanski.....	Magistrate
Laura L. Aylward.....	Court Administrator
Denise Metropulos/Tharp.....	Court Reporter Fiscal Administrator
Norma Thomas.....	Court Assessor

PROBATE DEPUTY CLERKS

Laura L. Aylward.....	Chief Deputy Clerk
Mariellen Timmer.....	Assistant Chief Deputy Clerk

PROBATE DIRECTORY OF PERSONNEL CONT'D

Lori RoofReceptionist
Assignment Clerk

Brenda BestDeputy Clerk

Lynn Werab.....Deputy Clerk

Pam McHugh.....Deputy Clerk

Theresa Ohl.....Deputy Clerk

Karen Pelc.....Deputy Clerk

Terry Conrad.....Deputy Clerk

BAILIFFS

Scott Wolverton
Paul Fisher

**2011 PORTAGE COUNTY PROBATE COURT
STATISTICS**

**PORTAGE COUNTY PROBATE COURT
THOMAS J. CARNES, JUDGE**

PORTAGE COUNTY
FILED

2011 ANNUAL REPORT

2012 FEB 10 A 10:38

ESTATES:

<u>Full</u>	Pending end of 2010	613
<u>Administration</u>	Opened during 2011	343
	Closed during 2011	365
	Pending end of 2011	591

<u>Ancillary</u>	Pending end of 2010	5
<u>Estate</u>	Opened during 2011	4
	Closed during 2011	6
	Pending end of 2011	3

<u>Exemplified</u>	Pending end of 2010	0
<u>Estates</u>	Opened during 2011	2
	Closed during 2011	1
	Pending end of 2011	1

<u>Probate Will</u>	Pending end of 2010	15
<u>And/Or Tax Only</u>	Opened during 2011	37
	Closed during 2011	37
	Pending end of 2011	15

<u>Release from</u>	Pending end of 2010	42
<u>Administration</u>	Opened during 2011	91
	Closed during 2011	105
	Pending end of 2011	28

<u>Summary Release</u>	Pending end of 2010	11
	Opened during 2011	54
	Closed during 2011	52
	Pending end of 2011	13

GUARDIANSHIPS:

<u>Incompetent</u>	Pending end of 2010	282
<u>Person Only</u>	Opened during 2011	26
	Closed during 2011	22
	Pending end of 2011	286

THOMAS J. CARNES
JUDGE
COMMON PLEAS COURT
PROBATE DIVISION

<u>Incompetent</u>	Pending end of 2010	6
<u>Estate Only</u>	Opened during 2011	0
	Closed during 2011	2
	Pending end of 2011	4

<u>Incompetent</u>	Pending end of 2010	125
<u>Full (Person and Estate)</u>	Opened during 2011	19
	Closed during 2011	14
	Pending end of 2011	130

<u>Minor</u>	Pending end of 2010	4
<u>Person Only</u>	Opened during 2011	1
	Closed during 2011	2
	Pending end of 2011	3

<u>Minor</u>	Pending end of 2010	71
<u>Estate Only</u>	Opened during 2011	3
	Closed during 2011	14
	Pending end of 2011	60

<u>Minor</u>	Pending end of 2010	21
<u>Full (Person and Estate)</u>	Opened during 2011	1
	Closed during 2011	1
	Pending end of 2011	21

<u>Conservatorships</u>	Pending end of 2010	1
	Opened during 2011	0
	Closed during 2011	1
	Pending end of 2011	0

<u>Civil Protective Services</u>	Pending end of 2010	0
	Opened during 2011	0
	Closed during 2011	0
	Pending end of 2011	0

TRUSTS:

<u>Testamentary</u>	Pending end of 2010	73
<u>Trusts</u>	Opened during 2011	1
	Closed during 2011	5
	Pending end of 2011	69

<u>Intervivos</u>	Pending end of 2010	5
<u>Trust</u>	Opened during 2011	1
	Closed during 2011	0
	Pending end of 2011	6

<u>Wrongful Death</u>	Pending end of 2010	30
<u>Trust</u>	Opened during 2011	6
	Closed during 2011	5
	Pending end of 2011	31

CIVIL ACTIONS:

<u>Concealment</u>	Pending end of 2010	0
<u>Of Assets</u>	Opened during 2011	1
	Closed during 2011	0
	Pending end of 2011	1

<u>Guardian's Complaint</u>	Pending end of 2010	2
<u>To Sell Real Estate</u>	Opened during 2011	6
	Closed during 2011	3
	Pending end of 2011	5

<u>Petition for</u>	Pending end of 2010	3
<u>Declaratory Judgment</u>	Opened during 2011	1
	Closed during 2011	2
	Pending end of 2011	2

<u>Will Contest:</u>	Pending end of 2010	0
	Opened during 2011	2
	Closed during 2011	0
	Pending end of 2011	2

<u>Petition to</u>	Pending end of 2010	0
<u>Determine Heirship</u>	Opened during 2011	0
	Closed during 2011	0
	Pending end of 2011	0

<u>Petition for Sale</u>	Pending end of 2010	4
<u>Of Real Estate</u>	Opened during 2011	4
	Closed during 2011	3
	Pending end of 2011	5

<u>Will</u>	Pending end of 2010	0
<u>Construction</u>	Opened during 2011	0
	Closed during 2011	0
	Pending end of 2011	0

<u>Other Contested</u>	Pending end of 2010	2
<u>Civil Actions</u>	Opened during 2011	2
	Closed during 2011	1
	Pending during 2011	3

ADOPTIONS:

<u>Agency</u>	Pending end of 2010	0
	Opened during 2011	28
	Closed during 2011	27
	Pending end of 2011	1

<u>Private/Foreign</u>	Pending end of 2010	11
	Opened during 2011	11
	Closed during 2011	10
	Pending end of 2011	12

<u>Step Parent</u>	Pending end of 2010	13
	Opened during 2011	12
	Closed during 2011	18
	Pending end of 2011	7

<u>Foreign (Refinalization)</u>	Pending end of 2010	3
	Opened during 2011	3
	Closed during 2011	5
	Pending end of 2011	1

<u>Adult</u>	Pending end of 2010	0
	Opened during 2011	2
	Closed during 2011	2
	Pending end of 2011	0

<u>Foreign Birth</u>	Pending end of 2010	0
<u>Certificate Only</u>	Opened during 2011	2
	Closed during 2011	2
	Pending end of 2011	0

<u>Release of Identifying Information</u>	Pending end of 2010	0
	Opened during 2011	1
	Closed during 2011	1
	Pending end of 2011	0

MENTALS:

<u>Mental Illness</u>	Pending end of 2010	0
	Opened during 2011	0
	Closed during 2011	0
	Pending end of 2011	0

<u>Mental Retardation</u>	Pending end of 2010	0
	Opened during 2011	0
	Closed during 2011	0
	Pending end of 2011	0

MINOR SETTLEMENTS:

<u>Minor Settlement</u>	Pending end of 2010	3
	Opened during 2011	4
	Closed during 2011	4
	Pending end of 2011	3

<u>Minor Estate</u>	Pending end of 2010	0
	Opened during 2011	7
	Closed during 2011	5
	Pending end of 2011	2

WRONGFUL DEATH:

<u>Wrongful Death</u>	Pending end of 2010	57
	Opened during 2011	19
	Closed during 2011	21
	Pending end of 2011	55

NAME CHANGES:

<u>Adult</u>	Pending end of 2010	9
	Opened during 2011	43
	Closed during 2011	45
	Pending end of 2011	7

<u>Minor</u>	Pending end of 2010	6
	Opened during 2011	24
	Closed during 2011	27
	Pending end of 2011	3

CORRECTION/REGISTRATION OF BIRTH:

<u>Correction of</u>	Pending end of 2010	1
<u>Birth Record</u>	Opened during 2011	1
	Closed during 2011	2
	Pending end of 2011	0

<u>Registration of</u>	Pending end of 2010	0
<u>Birth Record</u>	Opened during 2011	1
	Closed during 2011	1
	Pending end of 2011	0

MARRIAGE LICENSE:

<u>Marriage License Issued in 2011</u>	825
--	-----

This report was prepared and submitted by: Laura Aylward
February 10, 2012

2011 PORTAGE COUNTY PROBATE COURT
FISCAL ACCOUNTING

ACTUAL RECEIPTS COLLECTED IN YEAR 2011	
\$197,681.96	- \$281,321.70
PLUS MONIES PREVIOUSLY ON DEPOSIT	
\$83,639.74	

— — —

— — —

— — —

OPEN ITEMS ENDING DECEMBER 31, 2011
(VERIFIED BY BANK STATEMENT LESS
OUTSTANDING CHECKS AND
OPEN ITEMS COMPUTER REPORT.) - \$20,092.46

2011 PROBATE ITEMIZED ACCOUNTING

AVAILABLE ARE THIS COURT'S MONTHLY
ACCOUNT REPORTS AND THIS COURT'S BANK
ACTUAL LISTING REPORTS VERIFYING DEPOSITS
AND DISBURSEMENTS.

12/31/11 BANK BALANCE AS IS
VERIFIED ON THIS COURT'S BANK
STATEMENT: - \$35,630.25

LESS OUTSTANDING 2011 CHECKS - 15,537.79
(INCLUDES END OF MONTH
DECEMBER '11 CHECKS ALSO)

BALANCE - \$20,092.46

- - -

2011 DISBURSEMENTS

\$197,681.96

CLERK FEES	-	\$110,057.94
RECORD COURIER	-	0.00
GUARDIANSHIP INVESTIGATION	-	2,400.00
ADOPTION INVESTIGATION	-	3,900.00
LEGITIMATION BIRTH CERTIFICATE	-	0.00
ADOPTION BIRTH CERTIFICATE	-	1,096.50
PATERNITY BIRTH CERTIFICATE	-	0.00
INDIGENT GUARDIANSHIP	-	16,620.00
DOMESTIC VIOLENCE	-	14,042.00
LEGAL AID	-	13,494.00
COMPUTER RESEARCH	-	4,713.00
COMPUTERIZATION FEE	-	15,660.00
PUTATIVE FATHER REG. FUND	-	1,590.00
BOND RECEIVED	-	0.00
MANUAL DISTRIBUTION	-	0.00
CHECKS	-	0.00
CONDUCT OF BUSINESS	-	826.00
PORTAGE COUNTY LEGAL NEWS	-	13,245.00
UNCLAIMED FUNDS	-	37.52

TOTAL 2011 DISBURSEMENTS - \$197,681.96

2011 PROBATE ITEMIZED ACCOUNTING

TOTAL DISBURSEMENTS MADE TO
PORTAGE COUNTY: - **\$168,256.46**

(REFLECTS CLERK FEES, INVESTIGATION
FEES, DOMESTIC VIOLENCE FEES,
COMPUTER RESEARCH FEES, CONDUCT OF
BUSINESS FEES, INDIGENT GUARDIANSHIP
FEES, AND UNCLAIMED FUNDS.)

(COMPUTER RESEARCH, COMPUTERIZATION
FEES, CONDUCT OF BUSINESS, AND INDIGENT
GUARDIANSHIP FEES ARE TO BE MAINTAINED
IN SEPARATE FUNDS FOR THIS COURT'S USE ONLY.)

TOTAL DISBURSEMENTS MADE TO
THE STATE OF OHIO - **\$ 16,180.50**

(REFLECTS FEES FOR ADOPTION
BIRTH CERTIFICATES, LEGAL AID,
AND PUTATIVE FATHER REG. FEES.)

TOTAL DISBURSEMENTS MADE TO THE
PORTAGE COUNTY LEGAL NEWS - **\$13,245.00**

(REFLECTS PUBLISHING COSTS AND
NEW CASE FILINGS.)

TOTAL 2011 DISBURSEMENTS: **\$197,681.96**

Prepared by: D.M. THARP
7 February 2012

DIRECTORY OF PERSONNEL

PORTAGE COUNTY JUVENILE DIVISION

**8000 INFIRMARY ROAD
RAVENNA OH 44266**

COMMON PLEAS COURT

PORTAGE COUNTY

JUVENILE DIVISION

DIRECTORY OF PERSONNEL

THE HONORABLE THOMAS J. CARNES, JUDGE

COURT SUPPORT STAFF

James J. AylwardChief Magistrate

Joseph SzymanskiMagistrate

Denise Metropulos/Tharp.....Court Reporter
Court Administrator
Fiscal Administrator

Lenny SorboroDirector of Youth
Rehabilitation

Sheila Cecora.....Chief Deputy Clerk

Robert White.....Director of
Psychology/Substance
Abuse Services

PSYCHOLOGY DEPARTMENT SUPPORT STAFF

Alison Steinberg.....Psychological
Assistant

PROBATION, PSYCHOLOGY, AND ADMINISTRATIVE ASSISTANT

Christy Troyer

JUVENILE DIRECTOR OF PERSONNEL CONT'D**DEPUTY CLERKS**

Sheila Cecora	Chief Deputy Clerk
Tia Davis.....	Delinquency
and Lynette Ray	Deputy Clerks
Linda Ricci.....	Job & Family
	Service Deputy Clerk
Rebecca Hale	Child Support
	Enforcement Clerk
Judy Sheaffer	Receptionist and
	Traffic Deputy Clerk
Michelle Zuponic	Assignment Clerk

FISCAL DEPARTMENT

Denise Metropulos/Tharp.....	Grants Coordinator
	Administrator
Judi Payden.....	Juvenile Court
	Fiscal Officer

PROBATION DEPARTMENT

Lenny Sorboro	Director of Youth
	Rehabilitation
Jeffrey Cunningham.....	Chief Probation
	Officer
Rory Franks.....	Assistant Chief
	Probation Officer

JUVENILE DIRECTORY OF PERSONNEL CONT'DProbation Dept. Cont'd.

Jennifer Allen.....	Intensive Probation Officer
Ed O'Bryant.....	Intensive Probation Officer
Aaron Heavner.....	Probation Officer
Nicole Lambert.....	Probation Officer
Leonard Bahney.....	Electronic Monitoring Probation Officer
Eugene Clinkscale.....	Probation Officer
Jerry Powell.....	Diversion Services Intervention Specialist
Dan Patz.....	Substance Abuse Specialist
Kelli Stefansic.....	Restitution/ Community Service Officer
Christy Troyer.....	Administrative Assistant
Kimberly Benner.....	Administrative Assistant, II

JUVENILE DIRECTORY OF PERSONNEL CONT'D

LEGAL DEPARTMENT

Alison Manayan BlackmoreJob& Family
Charmine BallardService's Prosecutor

Roxana Lyle.....Child Support
.....Enforcement Prosecutor

Mordechai A. OsinaState Prosecutor
Sean Scahill

BAILIFFS

Scott Wolverton
Paul Fisher

PORTAGE/GEAUGA COUNTY JUVENILE DETENTION CENTER

THOMAS J. REHNERT, SUPERINTENDENT

BRANDON WINARCHICK, ADMINISTRATIVE ASSISTANT

**2011 PORTAGE COUNTY JUVENILE COURT
STATISTICS**

<u>CASE TYPE</u>	<u>DELINQUENCY</u>		<u>UNRULY</u>		<u>TRAFFIC</u>	
	<u>2010</u>	<u>2011</u>	<u>2010</u>	<u>2011</u>	<u>2010</u>	<u>2011</u>
NEW CASES FILED	568	542	69	40	634	551
TRANSFERRED IN/ REACTIVATED CASES	<u>145</u>	<u>179</u>	<u>8</u>	<u>9</u>	<u>22</u>	<u>37</u>
TOTAL	713	721	77	49	656	588
	<u>DEP./ABUSED & NEGLECTED</u>		<u>PERMANENT CUSTODY</u>			
NEW CASES FILED	85	148	11	9		
TRANSFERRED IN/ REACTIVATED CASES	<u>1</u>	<u>7</u>	<u>2</u>	<u>1</u>		
TOTAL	86	155	13	10		
	<u>CUSTODY & VISITATION</u>		<u>PARENTAGE</u>		<u>SUPPORT ENFORCEMENT</u>	
NEW CASES FILED	149	148	40	25	175	188
TRANSFERRED IN/ REACTIVATED CASES	<u>126</u>	<u>117</u>	<u>4</u>	<u>4</u>	<u>363</u>	<u>330</u>
TOTAL	275	265	44	29	538	518
	<u>ADULT</u>		<u>OTHER</u>			
NEW CASES FILED	31	28	5	7		
TRANSFERRED IN/ REACTIVATED CASES	<u>5</u>	<u>3</u>	<u>0</u>	<u>0</u>		
TOTAL	36	31	5	7		
TOTAL NEW CASES	1767	1686				
TOTAL TRANS./REACT.	<u>676</u>	<u>687</u>				
TOTAL	2443	2373				

DELINQUENT CHARGES

<u>OFFENSES</u>	<u>2010</u>	<u>2011</u>	<u>OFFENSES</u>	<u>2010</u>	<u>2011</u>
ATTEMPTED MURDER	2	0	VEHICULAR VANDALISM	1	2
FELONIOUS ASSAULT	2	4	AGG. ROBBERY OFFENDER ARMED	0	2
FELONIOUS ASSAULT DEADLY WEAPON USED	1	1	COMPLICITY TO ROBBERY	1	0
ATTEMPTED FEL ASSAULT	1	0	ROBBERY	2	1
AGGRAVATED ASSAULT	0	1	AGGRAVATED BURGLARY OFFENDER ARMED	0	1
ASSAULT	49	64	AGGRAVATED BURGLARY	0	1
AGGRAVATED MENACING	1	7	BURGLARY	14	8
MENACING	7	4	COMPLICITY TO BURGLARY	0	3
KIDNAPPING	0	2	BREAKING & ENTERING	15	2
EXTORTION	1	0	AGGRAVATED TRESPASSING	0	1
RAPE	0	5	CRIMINAL TRESPASS	15	17
ATTEMPTED RAPE	0	2	ATTEMPTED THEFT	1	0
GSI	4	9	THEFT	98	95
PUBLIC INDECENCY	3	2	COMPLICITY TO THEFT	3	2
DISSEMINATING MATTER HARMFUL TO JUVENILES	1	1	COMPLICITY TO UNATH. USE OF M/V	1	0
AGGRAVATED ARSON	0	2	UNAUTH. USE OF M/V	5	9
COMPLICITY TO ARSON	1	0	UNAUTH. USE OF PROPERTY	0	1
ARSON	1	0	PASSING BAD CHECKS	0	1
DISRUPTING PUBLIC SERVICE	1	2	MISUSE OF CREDIT CARD	4	1
VANDALISM	16	7	FORGERY	1	1
VANDALSIM AGAINST A BUSINESS	1	0	CRIMINAL SIMULATION	0	1
CRIMINAL DAMAG./ENDANG.	39	38	RECEIVING STOLEN PROPERTY	25	23
CRIMINAL MISCHIEF	17	8	INCITING TO VIOLENCE	1	1
COMPLICITY TO VEHICULAR VANDALISM	3	0	DISORDERLY CONDUCT	59	63

<u>OFFENSES</u>	<u>2010</u>	<u>2011</u>	<u>OFFENSES</u>	<u>2010</u>	<u>2011</u>
TELECOMM. HARASSMENT	3	0	POSSESSING DRUG ABUSE INSTRUMENTS	0	2
INDUCING PANIC	1	2	POSS. OF DRUG PARAPH.	41	42
MAKING FALSE ALARMS	2	0	COUNTERFEIT CONTROLLED SUBSTANCE	1	0
CONTRIBUTING TO THE DELINQ. OF A MINOR	2	0	ABUSING HARMFUL INTOXICANTS	0	5
DOMESTIC VIOLENCE	109	82	PLACING INJURIOUS MATTER ON HIGHWAY	1	0
VIOL OF A PROTECTION ORDER	3	0	DANGEROUS DRUGS	1	1
TAMPERING W EVIDENCE	1	2	OPEN CONTAINER	1	2
FALSIFICATION	3	4	PRESENTING FALSE INFO TO POLICE OFFICER	0	2
OBST. OFFICIAL BUSINESS	30	20	PROHIBITIONS	111	77
FAILURE TO COMPLY WITH ORDER/SIGNAL	2	4	UNAUTH PRACTICE OF A PHARMACY	0	2
FLEEING/ELUDING	1	1	POSSESSION OF AIR GUN	0	2
RESISTING ARREST	10	11	POSSESS/DISCHARGE FIREWORKS	0	1
ESCAPE	0	1	SPECIAL DEER OR WILD TURKEY PERMITS	0	1
COMPLICITY	0	4	PROHIBITING INJURING PERS/PROPERTY HUNTING	0	1
CCW	1	6	DYS PLACEMENT	0	2
ILLEGAL CONVEY./POSS. OF A DEADLY WEAPON IN SCHOOL ZONE	1	3	TRUANCY BY DELINQ.	10	19
DISCHARGING FIREARMS	0	3	UNRULY OFFENSES FILED W DELINQUENT OFFENSE	63	58
POSS. OF CRIMINAL TOOLS	9	2			
COMPLICITY TO TRAFFICKING IN DRUGS	1	0			
TRAFFICKING IN DRUGS	8	9			
TRAFFICKING IN MARIJUANA	2	0			
CULTIVATION OF MARIJUANA	1	0			
POSS. OF MARIJUANA	18	20	TOTAL CHARGES	883	822
DRUG ABUSE	14	10	TOTAL CASES	713	721
POSSESSION OF DRUGS	35	26			

NOTICE OF ALLEGED PROBATION/DISPOSITION VIOLATIONS

	<u>2010</u>	<u>2011</u>
EXTEND THE CHILD'S PROBATION	0	0
IMPOSE THE CHILD'S PREV. SUSPENDED PERIOD OF DETENTION	1	0
REVIEW AND/OR MODIFY THE COURT'S PREV. DISP. ORDER	4	1
REVOKE THE COURT'S PREV. ORDER OF HOUSE ARREST & DETAIN	0	1
REVOKE THE CHILD'S PROBATION	101	121
PAROLE VIOLATIONS	8	4
DISPOSITION VIOLATIONS	<u>13</u>	<u>13</u>
TOTAL	127	140

ADULT CHARGES FILED

	<u>2010</u>	<u>2011</u>
CONTRIBUTING TO THE UNRULINESS/DELINQUENCY OF A MINOR	36	22
FAILING TO SEND CHILD TO SCHOOL	<u>5</u>	<u>8</u>
TOTAL	41	30

UNRULY CHARGES**WARRANTS**

<u>OFFENSE</u>	<u>2010</u>	<u>2011</u>		<u>ISSUED</u>	<u>SERVED</u>
CURFEW	12	8	ADULT	5	3
RUNAWAY	3	0	CIVIL	76	70
TRUANCY	8	1	DELINQ./UNRULY	69	72
TOBACCO VIOL	0	1	TRAFFIC	<u>1</u>	<u>1</u>
UNRULY	<u>56</u>	<u>37</u>		151	146
TOTAL	79	47			

TRAFFIC CHARGES

<u>OFFENSE</u>	<u>2010</u>	<u>2011</u>	<u>OFFENSE</u>	<u>2010</u>	<u>2011</u>
OWNER REQ. TO FILE APPLIC	0	5	SPEED	93	85
TRANSF OF OWNERSHIP & REGISTRATION	0	1	SPEED FOR CONDITIONS	9	17
FAILURE TO DISPLAY PLATES	5	6	SPEED ZONE REDUCED	78	52
REQ. ANNUAL REGISTRATION	1	1	SPEED ZONES 55 MPH	41	32
OPERATORS PERMIT W/O A LICENSED DRIVER	1	0	SPEED ZONE 65 MPH	67	58
DRIV UNDER FRA SUSP.	3	1	LANES OF TRAVEL	4	2
DRIV. UNDER SUSPENSION	7	6	RULES OF PASSING VEHICLES	1	2
NO OPERATORS LICENSE	24	27	DRIVING LEFT OF CENTER	2	1
CURFEW VIOL ON A TEMP PERMIT	1	0	HAZARDOUS ZONES	1	1
LICENSE REQ. ON PERSONS	1	2	VIOL. OF ONE WAY TRAFFIC	1	3
EXCESS PASSENGERS WITH JUVENILE	1	2	DRIVING IN MARKED LANES	9	14
PROB. LICENSE FOR MINOR	8	18	FOLLOWING TOO CLOSE	2	2
DRIVING W/O A PARENT RESTRICTION	1	0	URNS AT INTERSECTIONS	4	1
FAILURE TO DISPLAY O.L.	1	1	U-TURNS	2	1
DISOBEYING TRAFFIC CONTROL DEVICE/SIGNS	16	15	STARTING & BACKING	3	11
SIGNAL LIGHTS	7	12	TURN & STOP SIGNS	5	3
D.U.I.	10	14	FTY @ INTERSECTIONS	2	1
O.V.U.A.C.	9	10	FTY TURNING LEFT	21	16
RECKLESS OPERATION	17	7	FTY @ STOP & YIELD SIGNS	31	40
RECKLESS OPERATION ON PRIVATE PROPERTY	2	3	FTY FROM PRIVATE DRIVE	11	14
FAILURE TO CONTROL	45	52	FTY TO A PUBLIC SAFETY VEHICLE	1	0
ASSURED CLEAR DISTANCE	81	66	FTY TO FUNERAL PROCESSION	0	1
			PARKING HANDICAP ZONE	0	2
			SCHOOL BUS VIOLATION	5	2

TRAFFIC CHARGES

<u>OFFENSE</u>	<u>2010</u>	<u>2011</u>		<u>2010</u>	<u>2011</u>
NO CHILD RESTRAINT	1	0	TOY VEHICLE IN STREET	1	0
LITTERING	0	1	SHORTCUTTING	<u>1</u>	<u>0</u>
MAXIMUM BUMPER HEIGHT	0	1			
UNSAFE VEHICLE	1	4	TOTAL TRAFFIC CHARGES	724	670
LIGHTED LIGHTS REQUIRED	4	3	TOTAL TRAFFIC CASES	656	588
HEADLIGHTS	1	1			
TAIL & LICENSE LIGHTS	2	1			
NO BRAKE LIGHTS	1	0			
TWO LIGHTS DISPLAYED	1	0	<u>PORTAGE COUNTY</u>		
FAILURE TO DIM LIGHTS	3	1	<u>LAW ENFORCEMENT FILINGS</u>		
LIMITATION OF FLASHING HEADLIGHTS	1	0		<u>2010</u>	<u>2011</u>
MUFFLERS & EXHAUST	1	0	AURORA	75	53
TINTED WINDSHIELDS	1	0	BRADY LAKE	5	2
WINDSHIELD & WIPERS	3	0	BRIMFIELD	35	19
SEATBELT	57	39	GARRETTSVILLE	6	6
PRESENTING FALSE INFO. TO POLICE OFFICER	0	1	HIRAM	4	2
PROHIBITIONS ON USE	3	4	KENT	49	67
OPERATOR'S LICENSE REQ.	0	1	KENT STATE UNIVERSITY	1	3
HIT SKIP LEAVING THE SCENE	3	1	MOGADORE	6	5
HIT SKIP -PRIVATE PROPERTY	0	1	MANTUA	15	18
FICTITIOUS PLATES	4	1	ODNR	1	3
OPERATED W/O LICENSE PLATES	1	0	OSP POST 67	304	289
			OSP 91	25	13
			PCSO	51	48
			RAVENNA	27	30
			STREETSBORO	81	68
			WINHDAM	<u>1</u>	<u>5</u>
			TOTAL PORTAGE COUNTY	686	631
			FILINGS TRANSFERRED FROM OTHER COUNTIES	38	39

DEPENDENT, NEGLECTED & ABUSED CHARGES

<u>DEPENDENCY</u>	<u>2010</u>	<u>2011</u>
DEPARTMENT OF JOB & FAMILY SERVICES - EMERGENT	45	75
DEPARTMENT OF JOB & FAMILY SERVICES - NON-EMERGENT	41	74
TOTAL	86	149

NEGLECT

DEPARTMENT OF JOB & FAMILY SERVICES - EMERGENT	28	66
DEPARTMENT OF JOB & FAMILY SERVICES - NON -EMERGENT	22	68
TOTAL	50	134

ABUSED

DEPARTMENT OF JOB & FAMILY SERVICES - EMERGENT	25	46
DEPARTMENT OF JOB & FAMILY SERVICES - NON- EMERGENT	<u>19</u>	<u>32</u>
TOTAL	44	78

<u>MOTION FOR PERMANENT CUSTODY/SURRENDER</u>	13	10
--	-----------	-----------

ALL OTHER CASES

DRIVING UNDER SUSP. WITHDRAW FROM SCHOOL	0	1
JUDICIAL BY-PASS	1	1
MISCELLANEOUS	0	2
NOTICE OF ADOPTION AGREEMENT	2	2
PETITION FOR CIVIL PROTECTION ORDER	<u>2</u>	<u>1</u>
TOTAL	5	7

PATERNITY

PATERNITY COMPLAINT - PRIVATE COUNSEL FILINGS	18	12
PATERNITY COMPLAINT - CHILD SUPPORT ENFORCEMENT FILINGS	<u>22</u>	<u>13</u>
TOTAL	40	25

CUSTODY AND VISITATION

<u>NEW CASES FILED</u>	<u>2010</u>	<u>2011</u>
CARETAKER AUTHORIZATION FORM	3	1
COMPLAINT FOR CUSTODY	88	86
COMPLAINT FOR CUSTODY AND CHILD SUPPORT	9	7
COMPLAINT FOR SHARED PARENTING	1	1
COMPLAINT TO ESTABLISH VISITATION	13	22
POWER OF ATTORNEY	<u>35</u>	<u>31</u>
TOTAL	149	148

TRANSFERRED/REACTIVATED CASES & MOTIONS

MOTION FOR CHANGE OF CUSTODY	47	46
MOTION FOR CONTEMPT	13	17
MOTION FOR CUSTODY	18	20
MOTION TO MODIFY VISITATION	16	11
MOTION FOR SHARED PARENTING	3	2
MOTION FOR VISITATION	23	14
MOTION TO TERMINATE VISITATION	2	2
SECOND/SUBSEQUENT POA/CA	<u>4</u>	<u>5</u>
TOTAL	126	117

SUPPORT ENFORCEMENT OR MODIFICATION**NEW CASES FILED**

COMPLAINT FOR CHILD SUPPORT	21	7
COMPLAINT FOR CHILD SUPPORT/ADOPTION OF ADMIN. ORDERS	148	169
MOTION TO MODIFY CHILD SUPPORT	0	1
MOTION TO TERMINATE CHILD SUPPORT	3	5
REVIEW/OBJECTION TO ADMINISTRATIVE ORDER	<u>3</u>	<u>4</u>
TOTAL	175	186

TRANSFERRED/REACTIVATED CASES & MOTIONS

MOTION FOR CHILD SUPPORT	41	41
MOTION FOR CONTEMPT	3	5
MOTION TO DETERMINE ARREARAGES AND CONTEMPT	168	129
MOTION TO IMPOSE SUSPENDED SENTENCE/CONTEMPT	20	13
MOTION TO MODIFY CHILD SUPPORT	12	17
MOTION TO TERMINATE CHILD SUPPORT	6	11
NOTICE OF REVISED AMOUNT OF CHILD SUPPORT	104	113
REVIEW/OBJECTION TO ADMINISTRATIVE ORDER	<u>7</u>	<u>0</u>
TOTAL	361	329

DISPOSITION STATISTICS***DELINQUENCY CASES***

BINDOVER	1
COMMUNITY SERVICE	1
COSTS	15
COSTS SUSPENDED	3
DISMISSED	222
DYS	7
DYS SUSPENDED	12
JAIL	2
NO DISPOSITION ORDERED	2
NOT AVAILABLE	4
PROBATION	2
TEMP. CUSTODY PCDJFS	1
TRAINING/TREATMENT/EVAL.	153
TRAINING/TREATMENT/EVAL. SUSPENDED	236
TRANSFER TO ANOTHER COUNTY	42
WARRANT	<u>32</u>
TOTAL	735

UNRULY CASES*

COMMUNITY SERVICE	4
COSTS	12
COSTS SUSPENDED	6
DISMISSED	14
ELECTRONIC MONITORING	1
NOT AVAILABLE	3
PROBATION	4
WARRANT	2
TOTAL	46

TRAFFIC CASES*

ADMIT	363
ADMIT/AMENDED CHARGE	47
ADMIT -WAIVER CITATION	122
DISMISSED	7
NO CONTEST	52
TRANSFER TO ANOTHER COUNTY	3
WARRANT	<u>1</u>
TOTAL	595

PERMANENT CUSTODY

DISMISSED	1
PERMANENT CUSTODY GRANTED	<u>10</u>
TOTAL	11

DEP./NEG./ABUSED CASES*

DISMISSED	14
LEGAL CUST. PROT. SUPERV.	35
NO DISPOSITION	5
TEMP. CUSTODY/PCDJFS	70
TEMP. CUSTODY/ PROT. SUPERV.	3
TRANSFER TO ANOTHER COUNTY	<u>11</u>
TOTAL	138

ADULT CASES*

COMMUNITY SERVICE	1
DISMISSED	25
JAIL	2
WARRANT	<u>5</u>
TOTAL	33

**CUSTODY & VISIT./PATERNITY/
SUPPORT ENFORCEMENT**

ADMIT	23
COMPLAINT DENIED	3
COMPLAINT GRANTED	199
COMPLAINT WITHDRAWN	16
CONSOLIDATED	2
DISMISSED COMPLAINT/MOTION	96
MODIFICATION GRANTED	129
MOTION DENIED	32
MOTION GRANTED	240
MOTION OVERRULED	1
MOT TO WITHDRAW MOT GRANTED	5
NO DISPOSITION ORDERED	41
SHARED PARENTING	23
TRANSFER TO ANOTHER COUNTY	1
WARRANT	<u>63</u>
TOTAL	874

OTHER CASES

COMPLAINT DENIED	1
COMPLAINT GRANTED	1
DISMISSED	1
NO DISPOSITION	3
TRANSFER TO ANOTHER COUNTY	<u>1</u>
TOTAL	7

*DISPOSITIONS ABOVE REPRESENT THE PRINCIPLE DISPOSTITION ORDERED. A CASE CAN HAVE MORE THAN ONE DISPOSTITION.

2011 PORTAGE COUNTY JUVENILE COURT
FISCAL ACCOUNTING

**ITEMIZED ACCOUNTING FOR
THE PORTAGE COUNTY JUVENILE COURT
FOR CALENDAR YEAR 2011**

REVENUE:

OPEN ITEMS AS OF DECEMBER 31, 2010	-	\$ 7,605.31
RECEIPTS COLLECTED IN YEAR 2011	-	129,593.03
TOTAL 2011 REVENUE	-	<u>\$137,198.34</u>

- - -

DISBURSEMENTS:

JANUARY 2011 THROUGH DECEMBER 2011
DISBURSEMENTS – (VERIFIED BY END OF YEAR
ACTUAL LISTING REPORTS) - \$125,236.66

TOTAL DISBURSEMENTS FOR 2011	-	<u>\$125,236.66</u>
------------------------------	---	----------------------------

- - -

TOTAL REVENUE COLLECTED LESS DISBURSEMENTS IN 2011	-	<u>\$ 11,961.68</u>
---	---	----------------------------

- - -

OPEN ITEMS ENDING DECEMBER 30, 2011 (VERIFIED BY BANK STATEMENT AND OPEN ITEMS COMPUTER REPORT)	-	<u>\$ 11,961.68</u>
---	---	----------------------------

12/31/11 ENDING BANK BALANCE (VERIFIED ON THIS COURT'S 12/11 BANK STATEMENT)	-	\$15,227.78
--	---	-------------

LESS OUTSTANDING CHECKS (INCLUDED ARE DECEMBER 2011 EOM CHECKS NOT YET CASHED)	-	\$ 3,266.10
--	---	-------------

BALANCE FOR YEAR 2011	-	<u>\$ 11,961.68</u>
-----------------------	---	----------------------------

ITEMIZED ACCOUNTING
JUVENILE COURT 2011

AVAILABLE ARE THIS COURT'S MONTHLY
ACTUAL LISTING REPORTS AND THIS
COURT'S BANK TRANSACTION LISTING REPORTS
VERIFYING DEPOSITS AND REFUNDS.

- - -

2011 DISBURSEMENTS TALLING
\$125,236.66

REHABILITATIVE SUPPORT	-	\$16,759.52
COURT COSTS	-	31,163.36
COUNTY FINES	-	17,898.44
REPARATION/VICTIM CRIME	-	7,970.96
PUBLIC DEFENDER/GENERAL		
REVENUE	-	30.00
SEATBELT FINES	-	1,035.00
OHIO STATE PATROL FINES	-	4,833.70
CLERK FEES	-	382.75
COMPUTER RESEARCH	-	3,619.56
COMPUTERIZATION FEE	-	11,968.34
SEALING/EXPUNGEMENT FEES	-	90.00
BRACEVILLE TOWNSHIP P.D.	-	30.00
BRACEVILLE POLICE DEPARTMENT	-	27.00
BRIMFIELD POLICE DEPARTMENT	-	414.90
MARLBORO POLICE DEPARTMENT	-	12.50
MILTON POLICE DEPARTMENT	-	10.00
INDIGENT APPLICATION FEES	-	3,084.84
LAW LIBRARY	-	494.40
PORTAGE COUNTY LEGAL NEWS	-	247.00
DRUG LAW ENFORCEMENT FUND	-	1,654.65
INDIGENT DRIVER'S ALCOHOL FUND	-	732.00
INDIGENT DEFENSE SUPPORT FUND	-	18,992.23
JUSTICE PROGRAM SERVICE	-	53.35
RETURN OF BONDS	-	3,650.00
UNCLAIMED FUNDS	-	82.16

TOTAL 2011 DISBURSEMENTS - \$125,236.66

ITEMIZED ACCOUNTING
JUVENILE COURT 2011

2011 DISBURSEMENTS
MADE TO PORTAGE COUNTY:

\$ 16,759.52 in Detention Support Fees
31,163.36 in Court Costs
17,898.44 in County Fines
382.75 in Clerk Fees
3,619.56 in Computer Research
11,968.34 in Computerization Fees
82.16 in Unclaimed Funds

TOTAL: \$ 81,874.13

2011 DISBURSEMENTS MADE
TO THE STATE OF OHIO:

\$ 7,970.96 in Reparation/Victim Crime
30.00 in Public Defender/Gen. Rev.
1,035.00 in Seatbelt Fees
4,833.70 in OSP Fines
53.35 in Justice Program Services
1,654.65 in Drug Law Enforcement Fund
732.00 in Indigent Alcohol Driver's Fund
18,992.23 in Indigent Defense Support fund

TOTAL: \$35,301.89

OTHER 2011 DISBURSEMENTS:

\$ 247.00 to Portage County Legal News for Publication costs
494.40 to Portage County Law Library
which is 50% of Township Fees
3,084.84 Indigent Application Fees
90.00 Sealing/Expungement Fees
3,650.00 Return of Bonds

TOTAL: \$7,566.24

ITEMIZED ACCOUNTING
JUVENILE COURT

**FOLLOWING DISBURSEMENTS TO TOWNSHIP POLICE
DEPARTMENTS REPRESENTS 50% OF FINES COLLECTED:**

\$ 30.00 to Braceville Township Police Department
27.00 to Braceville Police Department
414.90 to Brimfield Police Department
12.50 to Marlboro Police Department
10.00 to Milton Police Department

TOTAL DISBURSEMENTS TO POLICE AGENCIES: \$494.40

TOTAL 2011 DISBURSEMENTS: \$125,236.66

Prepared by: D.M. Tharp – 1 February 2012

**2011 PORTAGE COUNTY JUVENILE COURT
DEPARTMENT OF YOUTH REHABILITATION
STATISTICAL DATA**

DEPARTMENT OF YOUTH REHABILITATION

STATISTICAL DATA

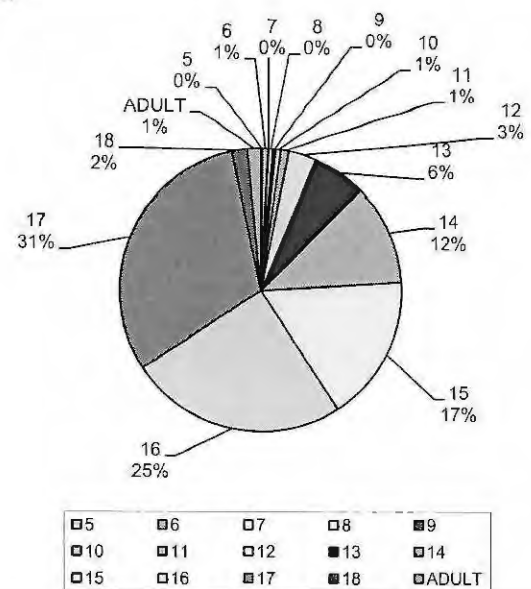
2011

CLASSIFICATION BY COMPLAINTS RECEIVED

1. Classification by Age
2. Classification by Gender
3. Classification by Offense Level
4. Classification by Race
5. Classification by Action Taken
6. Classification by Referral Source
 - A. Law Enforcement Departments
 - B. Department of Youth Rehabilitation
 - C. Out of County Departments
 - D. Portage County Schools
7. Classification by Offense

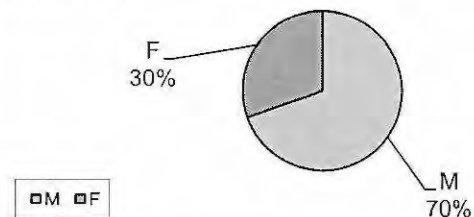
AGE	TOTAL	PERCENT
5	2	0.13%
6	10	0.65%
7	1	0.07%
8	7	0.46%
9	5	0.33%
10	9	0.59%
11	14	0.92%
12	49	3.20%
13	93	6.08%
14	177	11.58%
15	257	16.81%
16	382	24.98%
17	472	30.87%
18	27	1.77%
ADULT	24	1.57%
TOTAL	1529	100.00%

AGE



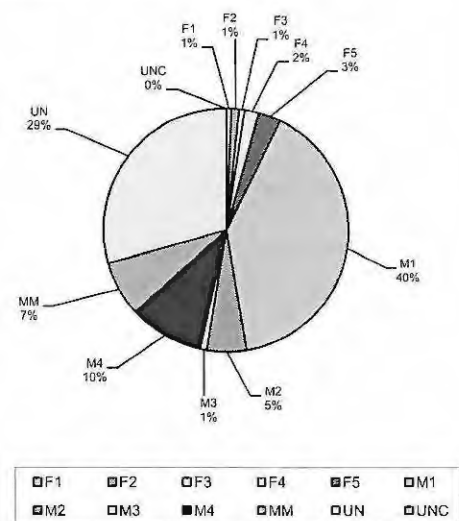
GENDER	TOTAL	PERCENT
M	1063	69.52%
F	466	30.48%
TOTAL	1529	100.00%

GENDER



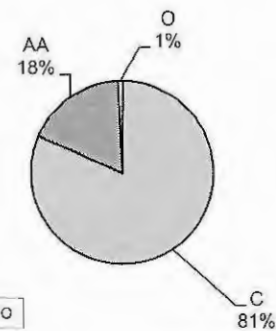
OFFENSE LEVEL	TOTAL	PERCENT
F1	11	0.72%
F2	15	0.98%
F3	11	0.72%
F4	29	1.90%
F5	46	3.01%
M1	613	40.09%
M2	79	5.17%
M3	13	0.85%
M4	151	9.88%
MM	112	7.33%
UN	449	29.37%
UNC	0	0.00%
TOTAL	1529	100.00%

OFFENSE LEVEL



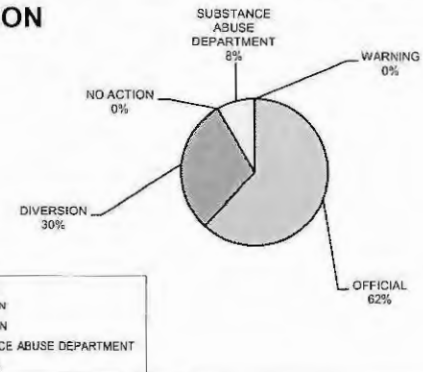
RACE	TOTAL	PERCENT
C	1245	81.43%
AA	271	17.72%
O	13	0.85%
TOTAL	1529	100.00%

RACE



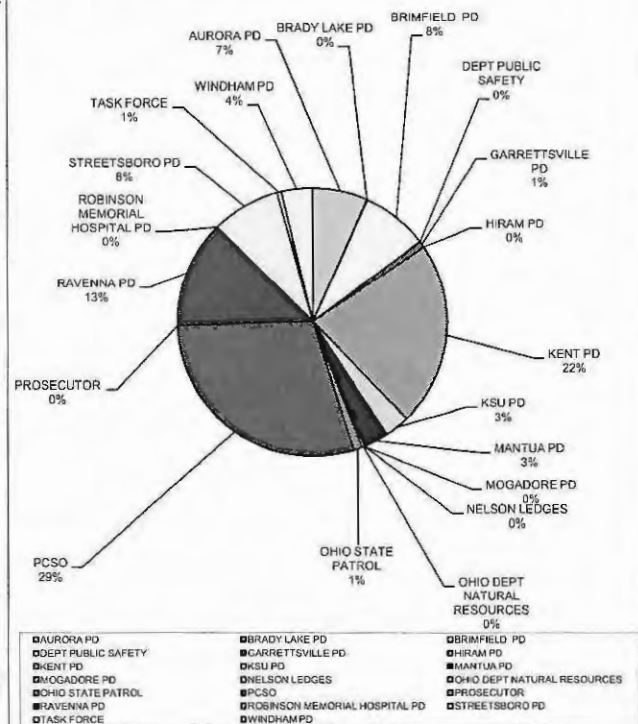
ACTION	TOTAL	PERCENT
OFFICIAL	947	61.94%
DIVERSION	453	29.63%
NO ACTION	0	0.00%
SUBSTANCE ABUSE DEPARTMENT	129	8.44%
WARNING	0	0.00%
TOTAL	1529	100.00%

ACTION



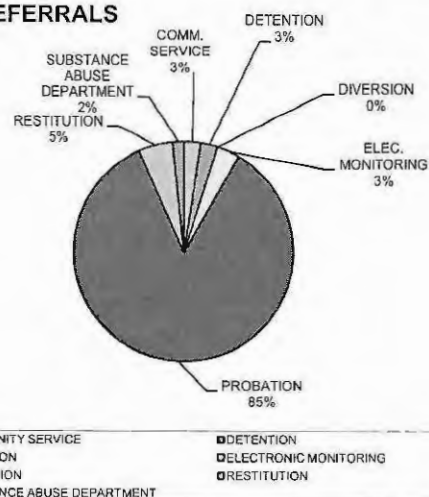
LAW ENFORCEMENT REFERRALS	TOTAL	PERCENT
AURORA PD	75	6.61%
BRADY LAKE PD	1	0.09%
BRIMFIELD PD	91	8.02%
DEPT PUBLIC SAFETY	0	0.00%
GARRETTSVILLE PD	9	0.79%
HIRAM PD	0	0.00%
KENT PD	252	22.22%
KSU PD	34	3.00%
MANTUA PD	34	3.00%
MOGADORE PD	0	0.00%
NELSON LEDGES	0	0.00%
OHIO DEPT NATURAL RESOURCES	4	0.35%
OHIO STATE PATROL	12	1.06%
PCSO	333	29.37%
PROSECUTOR	0	0.00%
RAVENNA PD	148	13.05%
ROBINSON MEMORIAL HOSPITAL PD	0	0.00%
STREETSBORO PD	93	8.20%
TASK FORCE	6	0.53%
WINDHAM PD	42	3.70%
TOTAL	1134	100.00%

LAW ENFORCEMENT REFERRALS



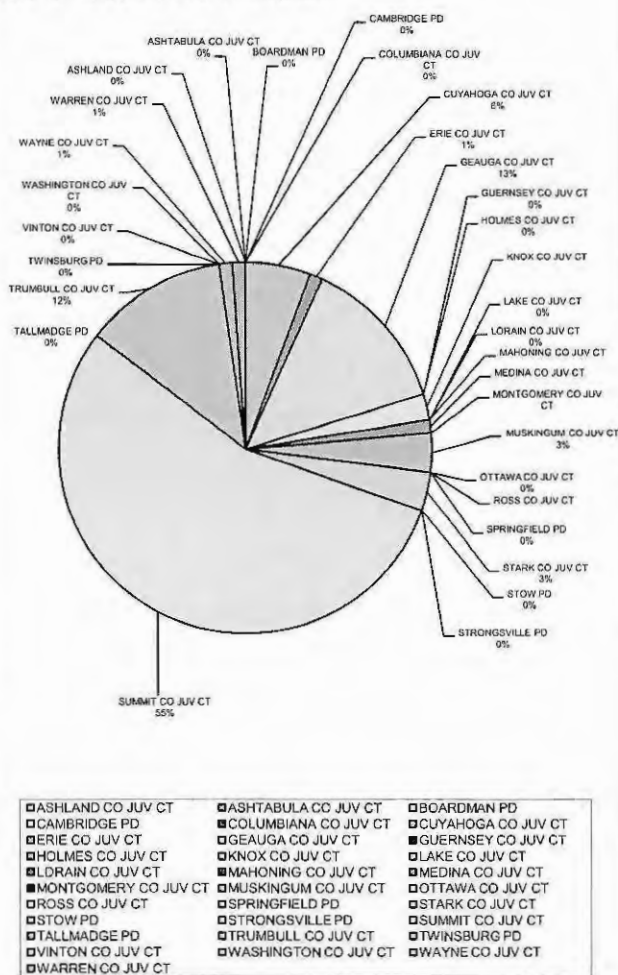
COURT REFERRALS	TOTAL	PERCENT
COMMUNITY SERVICE	3	2.50%
DETENTION	3	2.50%
DIVERSION	0	0.00%
ELECTRONIC MONITORING	4	3.33%
PROBATION	102	85.00%
RESTITUTION	6	5.00%
SUBSTANCE ABUSE DEPARTMENT	2	1.67%
TOTAL	120	100.00%

COURT REFERRALS




OUT OF COUNTY REFERRALS	TOTAL	PERCENT
ASHLAND CO JUV CT	0	0.00%
ASHTABULA CO JUV CT	0	0.00%
BOARDMAN PD	0	0.00%
CAMBRIDGE PD	0	0.00%
COLUMBIANA CO JUV CT	0	0.00%
CUYAHOGA CO JUV CT	5	5.62%
ERIE CO JUV CT	1	1.12%
GEAUGA CO JUV CT	12	13.48%
GUERNSEY CO JUV CT	0	0.00%
HOLMES CO JUV CT	0	0.00%
KNOX CO JUV CT	2	2.25%
LAKE CO JUV CT	0	0.00%
LORAIN CO JUV CT	0	0.00%
MAHONING CO JUV CT	0	0.00%
MEDINA CO JUV CT	1	1.12%
MONTGOMERY CO JUV CT	0	0.00%
MUSKINGUM CO JUV CT	3	3.37%
OTTAWA CO JUV CT	0	0.00%
ROSS CO JUV CT	0	0.00%
SPRINGFIELD PD	0	0.00%
STARK CO JUV CT	3	3.37%
STOW PD	0	0.00%
STRONGSVILLE PD	0	0.00%
SUMMIT CO JUV CT	49	55.06%
TALLMADGE PD	0	0.00%
TRUMBULL CO JUV CT	11	12.36%
TWINSBURG PD	0	0.00%
VINTON CO JUV CT	0	0.00%
WASHINGTON CO JUV CT	0	0.00%
WAYNE CO JUV CT	1	1.12%
WARREN CO JUV CT	1	1.12%
TOTAL	89	100.00%

OUT OF COUNTY REFERRALS



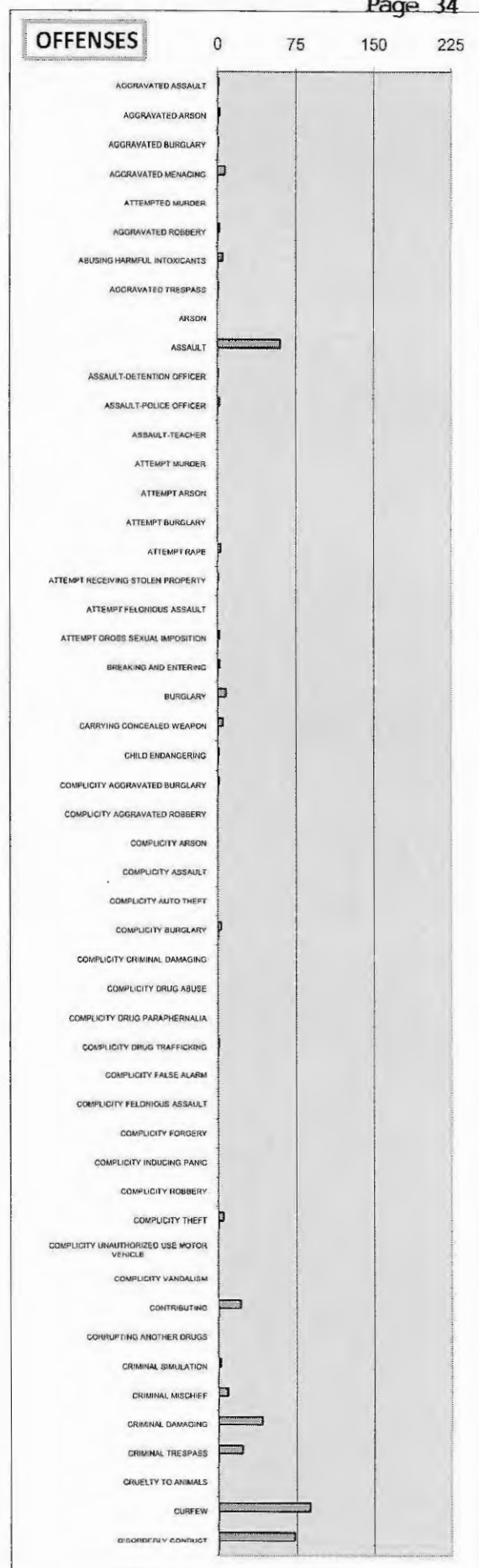
SCHOOL REFERRALS	TOTAL	PERCENT
AURORA HS	0	0.00%
BRIMFIELD ELEM	2	1.08%
BROWN MS	17	9.14%
COOPERATIVE LEARNING PROGRAM	1	0.54%
CAMPUS ELEM	0	0.00%
CARLIN ELEM	0	0.00%
CENTRAL ELEM	0	0.00%
CRESTWOOD PRIMARY	0	0.00%
CRESTWOOD HS	10	5.38%
CRESTWOOD MS	4	2.15%
DAVEY ELEM	10	5.38%
E.C.O.T.	1	0.54%
DEFER INTERMEDIATE	1	0.54%
FIELD HS	8	4.30%
FIELD MS	3	1.61%
FRANKLIN ELEM	1	0.54%
GARFIELD ELEM	1	0.54%
GARFIELD HS	7	3.76%
GARFIELD MS	3	1.61%
HARMON MS	1	0.54%
HIRAM ELEM	0	0.00%
HOLDEN ELEM	0	0.00%
KATHERINE THOMAS ELEM	6	3.23%
KENT ROOSEVELT HS	11	5.91%
LARLHAM ELEM	0	0.00%
LEIGHTON ELEM	0	0.00%
LONGCOY ELEM	1	0.54%
MANTUA CENTER ELEM	0	0.00%
MANTUA VILLAGE ELEM	0	0.00%
MAPLEWOOD	5	2.69%
MILLER ELEM	0	0.00%
RAUSCH INTERMEDIATE	0	0.00%
RAVENNA HS	44	23.66%
ROOTSTOWN ELEM	0	0.00%
ROOTSTOWN HS	2	1.08%
ROOTSTOWN MS	1	0.54%
SHALERSVILLE ELEM	0	0.00%
SOUTHEAST ELEM	0	0.00%
SOUTHEAST HS	5	2.69%
SOUTHEAST INTERMEDIATE	0	0.00%
SOUTHEAST MS	5	2.69%
SOUTHEAST PRIMARY	2	1.08%
STANTON MS	3	1.61%
STREETSBORO HS	12	6.45%
STREETSBORO MS	5	2.69%
SUFFIELD ELEM	0	0.00%
TAPPAN ELEM	0	0.00%
WAIT ELEM	1	0.54%
WALLS ELEM	4	2.15%
WATERLOO HS	1	0.54%
WATERLOO MS	0	0.00%
WATERLOO PRIMARY	1	0.54%
WEST MAIN ELEM	4	2.15%
WEST PARK ELEM	0	0.00%
WILLIARD ELEM	1	0.54%
WINDHAM HS	1	0.54%
WINDHAM JR HS	1	0.54%
TOTAL	186	100.00%



OFFENSE - Page 1

TOTAL PERCENT

AGGRAVATED ASSAULT	1	0.07%
AGGRAVATED ARSON	2	0.13%
AGGRAVATED BURGLARY	1	0.07%
AGGRAVATED MENACING	7	0.46%
ATTEMPTED MURDER	0	0.00%
AGGRAVATED ROBBERY	2	0.13%
ABUSING HARMFUL INTOXICANTS	5	0.33%
AGGRAVATED TRESPASS	1	0.07%
ARSON	0	0.00%
ASSAULT	60	3.92%
ASSAULT-DETENTION OFFICER	1	0.07%
ASSAULT-POLICE OFFICER	2	0.13%
ASSAULT-TEACHER	0	0.00%
ATTEMPT MURDER	0	0.00%
ATTEMPT ARSON	0	0.00%
ATTEMPT BURGLARY	0	0.00%
ATTEMPT RAPE	3	0.20%
ATTEMPT RECEIVING STOLEN PROPERTY	1	0.07%
ATTEMPT FELONIOUS ASSAULT	0	0.00%
ATTEMPT GROSS SEXUAL IMPOSITION	2	0.13%
BREAKING AND ENTERING	2	0.13%
BURGLARY	8	0.52%
CARRYING CONCEALED WEAPON	5	0.33%
CHILD ENDANGERING	1	0.07%
COMPLICITY AGGRAVATED BURGLARY	1	0.07%
COMPLICITY AGGRAVATED ROBBERY	0	0.00%
COMPLICITY ARSON	0	0.00%
COMPLICITY ASSAULT	0	0.00%
COMPLICITY AUTO THEFT	0	0.00%
COMPLICITY BURGLARY	3	0.20%
COMPLICITY CRIMINAL DAMAGING	0	0.00%
COMPLICITY DRUG ABUSE	0	0.00%
COMPLICITY DRUG PARAPHERNALIA	0	0.00%
COMPLICITY DRUG TRAFFICKING	1	0.07%
COMPLICITY FALSE ALARM	0	0.00%
COMPLICITY FELONIOUS ASSAULT	0	0.00%
COMPLICITY FORGERY	0	0.00%
COMPLICITY INDUCING PANIC	0	0.00%
COMPLICITY ROBBERY	0	0.00%
COMPLICITY THEFT	5	0.33%
COMPLICITY UNAUTHORIZED USE MOTOR VEHICLE	0	0.00%
COMPLICITY VANDALISM	0	0.00%
CONTRIBUTING	21	1.37%
CORRUPTING ANOTHER DRUGS	0	0.00%
CRIMINAL SIMULATION	2	0.13%
CRIMINAL MISCHIEF	9	0.59%
CRIMINAL DAMAGING	42	2.75%
CRIMINAL TRESPASS	23	1.50%
CRUELTY TO ANIMALS	0	0.00%
CURFEW	88	5.76%
DISORDERLY CONDUCT	73	4.77%



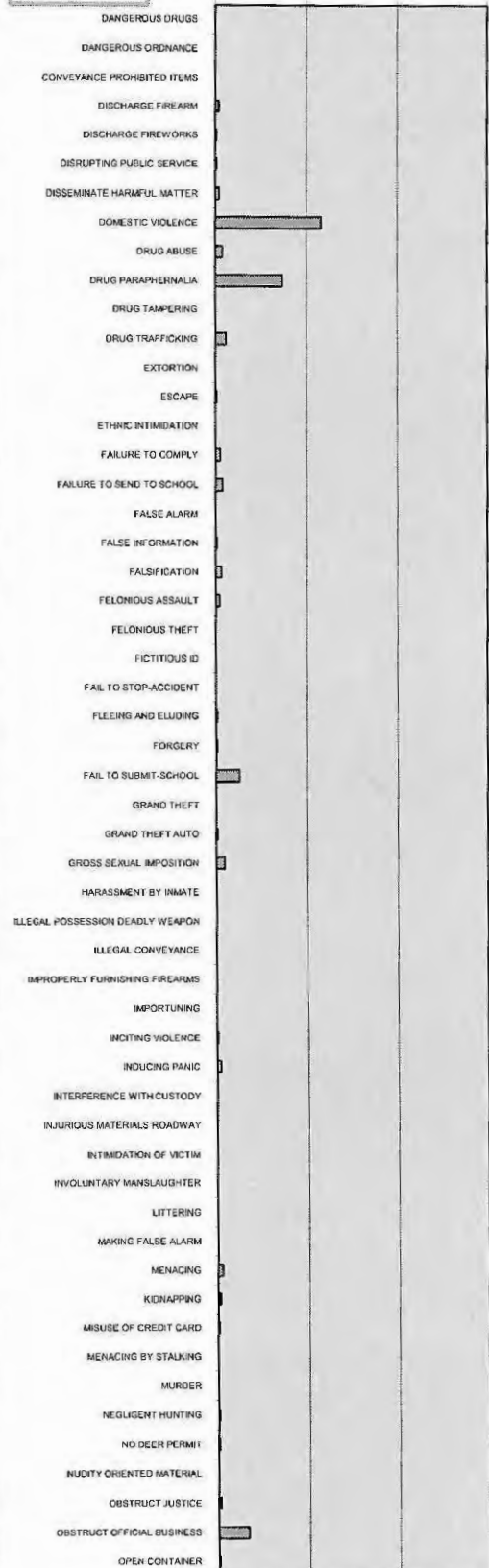
OFFENSE - Page 2

TOTAL PERCENT

DANGEROUS DRUGS	0	0.00%
DANGEROUS ORDNANCE	0	0.00%
CONVEYANCE PROHIBITED ITEMS	0	0.00%
DISCHARGE FIREARM	3	0.20%
DISCHARGE FIREWORKS	1	0.07%
DISRUPTING PUBLIC SERVICE	1	0.07%
DISSEMINATE HARMFUL MATTER	3	0.20%
DOMESTIC VIOLENCE	87	5.69%
DRUG ABUSE	6	0.39%
DRUG PARAPHERNALIA	55	3.60%
DRUG TAMPERING	0	0.00%
DRUG TRAFFICKING	9	0.59%
EXTORTION	0	0.00%
ESCAPE	1	0.07%
ETHNIC INTIMIDATION	0	0.00%
FAILURE TO COMPLY	4	0.26%
FAILURE TO SEND TO SCHOOL	6	0.39%
FALSE ALARM	0	0.00%
FALSE INFORMATION	1	0.07%
FALSIFICATION	5	0.33%
FELONIOUS ASSAULT	3	0.20%
FELONIOUS THEFT	0	0.00%
FICTITIOUS ID	0	0.00%
FAIL TO STOP-ACCIDENT	0	0.00%
FLEEING AND ELUDING	1	0.07%
FORGERY	1	0.07%
FAIL TO SUBMIT-SCHOOL	19	1.24%
GRAND THEFT	0	0.00%
GRAND THEFT AUTO	1	0.07%
GROSS SEXUAL IMPOSITION	7	0.46%
HARASSMENT BY INMATE	0	0.00%
ILLEGAL POSSESSION DEADLY WEAPON	0	0.00%
ILLEGAL CONVEYANCE	0	0.00%
IMPROPERLY FURNISHING FIREARMS	0	0.00%
IMPORTUNING	0	0.00%
INCITING VIOLENCE	1	0.07%
INDUCING PANIC	3	0.20%
INTERFERENCE WITH CUSTODY	0	0.00%
INJURIOUS MATERIALS ROADWAY	0	0.00%
INTIMIDATION OF VICTIM	0	0.00%
INVOLUNTARY MANSLAUGHTER	0	0.00%
LITTERING	0	0.00%
MAKING FALSE ALARM	0	0.00%
MENACING	4	0.26%
KIDNAPPING	2	0.13%
MISUSE OF CREDIT CARD	1	0.07%
MENACING BY STALKING	0	0.00%
MURDER	0	0.00%
NEGLIGENT HUNTING	1	0.07%
NO DEER PERMIT	1	0.07%
NUDITY ORIENTED MATERIAL	0	0.00%
OBSTRUCT JUSTICE	2	0.13%
OBSTRUCT OFFICIAL BUSINESS	25	1.64%
OPEN CONTAINER	1	0.07%

OFFENSES


0 75 150 225



OFFENSE - Page 3

PERCENT

PARTICIPATING CRIMINAL GANG	0	0.00%
PASS BAD CHECKS	1	0.07%
POSSESSION AIR GUN	2	0.13%
POSSESSION CRIMINAL TOOLS	2	0.13%
POSSESSION DRUGS	19	1.24%
POSSESSION MARIJUANA	52	3.40%
POSSESSION WEAPON SCHOOL ZONE	1	0.07%
POSSESSION DRUG ABUSE INSTRUMENT	2	0.13%
PROHIBITIONS	171	11.18%
PERJURY	0	0.00%
PUBLIC INDECENCY	2	0.13%
RECEIVING STOLEN PROPERTY	17	1.11%
RAPE	4	0.26%
RETALIATION	0	0.00%
RESISTING ARREST	10	0.65%
TAMPERING WITH COIN MACHINE	0	0.00%
ROBBERY	1	0.07%
SAFECRACKING	0	0.00%
SELL-FURNISH ALCOHOL TO MINOR	0	0.00%
SEXUAL IMPOSITION	0	0.00%
TAMPERING WITH EVIDENCE	2	0.13%
TELECOMMUNICATION HARASSMENT	1	0.07%
TELEPHONE HARASSMENT	0	0.00%
THEFT	130	8.50%
THEFT OF GUN	0	0.00%
THEFT OF DRUGS	0	0.00%
TOBACCO	0	0.00%
TRAFFICKING COUNTERFEIT SUBSTANCE	0	0.00%
TRUANCY	160	10.46%
UNAUTHORIZED USE MOTOR VEHICLE	9	0.59%
UNAUTHORIZED USE PROPERTY	1	0.07%
UNAUTHORIZED USE COMPUTER PROPERTY	0	0.00%
UNAUTHORIZED PRACTICE PHARMACY	2	0.13%
UNLAWFUL RESTRAINT	0	0.00%
UNLAWFUL OPERATION WATERCRAFT	0	0.00%
UNRULY	183	11.97%
VANDALISM	7	0.46%
VIOLATION OF COURT ORDER	116	7.59%
VEHICULAR VANDALISM	5	0.33%
VEHICULAR HOMICIDE	0	0.00%
VIOLATION OF CIVIL PROTECTION ORDER	0	0.00%
VOYEURISM	0	0.00%
WEAPONS UNDER DISABILITY	0	0.00%
WEAPONS PROHIBITED SCHOOL PROPERTY	2	0.13%
TOTAL	1529	100.00%



**2011 PORTAGE COUNTY JUVENILE COURT
DEPARTMENT OF YOUTH REHABILITATION
DEPARTMENT STATISTICAL DATA**

DEPARTMENT OF YOUTH REHABILITATION

DEPARTMENT STATISTICAL DATA

2011

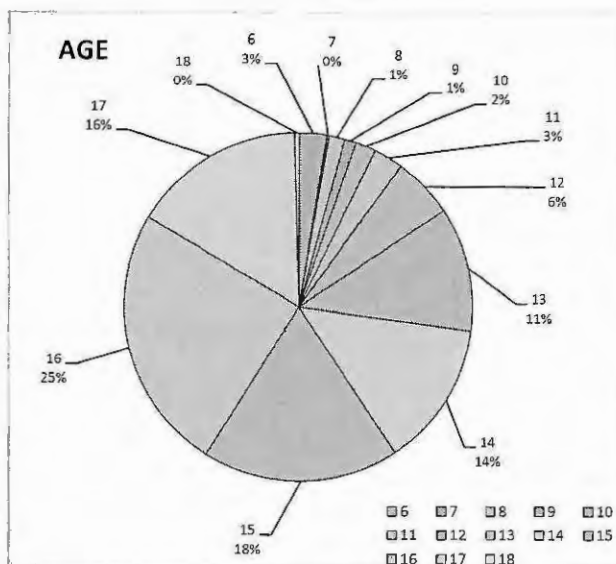
1. Diversion Services
2. Community Service
3. Restitution
4. Psychological and Substance Abuse Services
5. Electronic Monitoring
6. Probation Services

DIVERSION SERVICES PROGRAM


The Department of Diversion Services provides the Court with an alternative, informal sanction in the non-judicial processing of unruly, minor delinquencies and/or school referral, while at the same time holding youth accountable for their actions. Participants in the program are frequently referred to community resources to address their individual needs.

2011 DIVERSION SERVICES ANNUAL REPORT

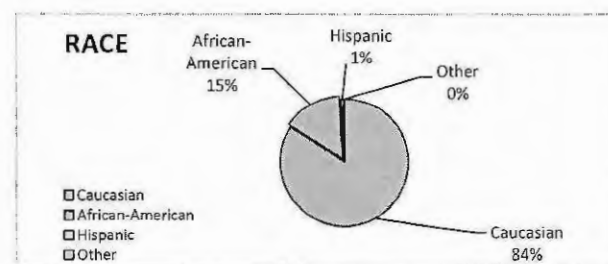
AGE	TOTAL PERCENT	
6	12	2.54%
7	1	0.21%
8	7	1.48%
9	5	1.06%
10	9	1.91%
11	13	2.75%
12	27	5.72%
13	54	11.44%
14	64	13.56%
15	86	18.22%
16	116	24.58%
17	76	16.10%
18	2	0.42%
TOTAL	472	100%



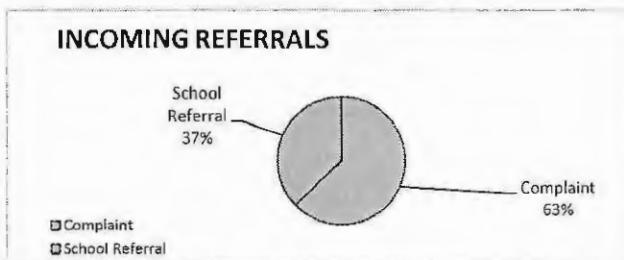
GENDER	TOTAL PERCENT	
Male	273	57.84%
Female	199	42.16%
TOTAL	472	100%



RACE	TOTAL PERCENT	
Caucasian	397	84.11%
African-American	71	15.04%
Hispanic	3	0.64%
Other	1	0.21%
TOTAL	472	100%



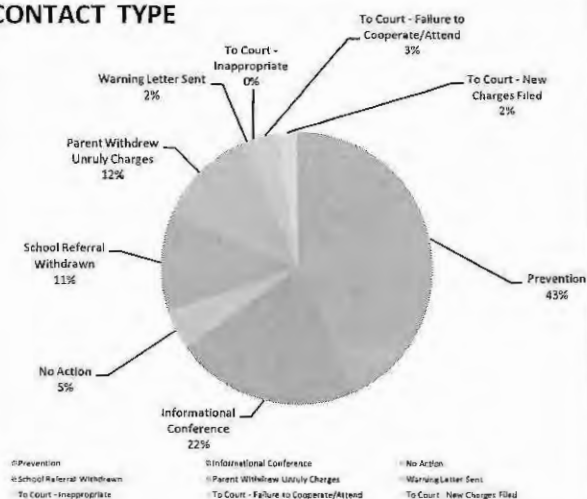
INCOMING REFERRALS	TOTAL PERCENT	
Complaint	297	62.92%
School Referral	175	37.08%
TOTAL	472	100%



2011 DIVERSION SERVICES ANNUAL REPORT

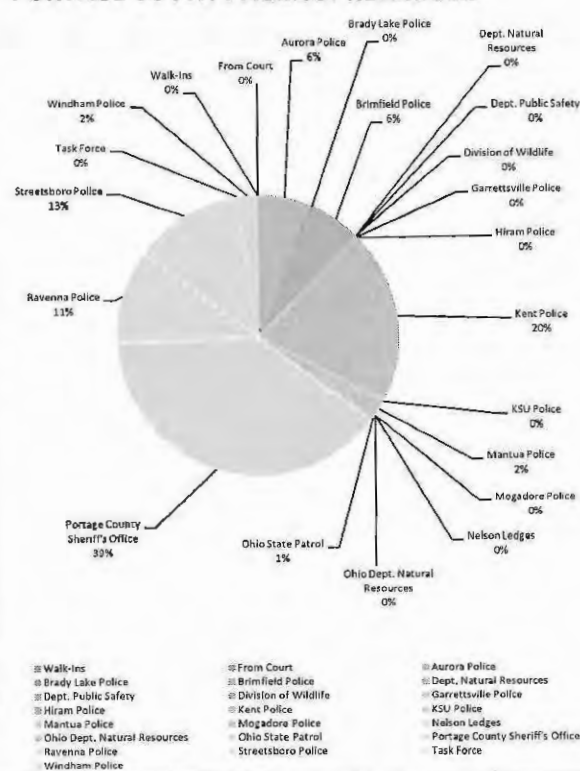
CONTACT TYPE	TOTAL PERCENT	
Prevention	196	42.98%
Informational Conference	101	22.15%
No Action	22	4.82%
School Referral Withdrawn	52	11.40%
Parent Withdrew Unruly Charges	54	11.84%
Warning Letter Sent	7	1.54%
To Court - Inappropriate	0	0.00%
To Court - Failure to Cooperate/Attend	13	2.85%
To Court - New Charges Filed	11	2.41%
TOTAL	456	100%

CONTACT TYPE



PORTAGE COUNTY AGENCY REFERRALS	TOTAL PERCENT	
Walk-Ins	0	0.00%
From Court	0	0.00%
Aurora Police	18	6.12%
Brady Lake Police	1	0.34%
Brimfield Police	17	5.78%
Dept. Natural Resources	0	0.00%
Dept. Public Safety	0	0.00%
Division of Wildlife	0	0.00%
Garrettsville Police	1	0.34%
Hiram Police	0	0.00%
Kent Police	59	20.07%
KSU Police	1	0.34%
Mantua Police	5	1.70%
Mogadore Police	0	0.00%
Nelson Ledges	0	0.00%
Ohio Dept. Natural Resources	0	0.00%
Ohio State Patrol	2	0.68%
Portage County Sheriff's Office	115	39.12%
Ravenna Police	31	10.54%
Streetsboro Police	37	12.59%
Task Force	0	0.00%
Windham Police	7	2.38%
TOTAL	294	100%

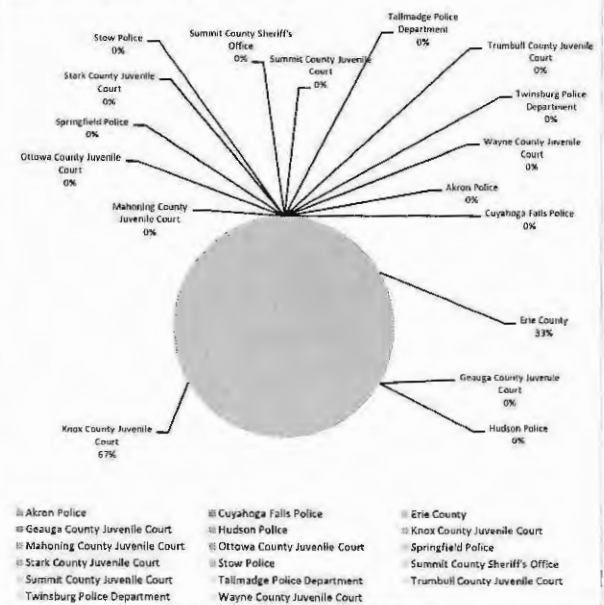
PORTAGE COUNTY AGENCY REFERRALS



2011 DIVERSION SERVICES ANNUAL REPORT

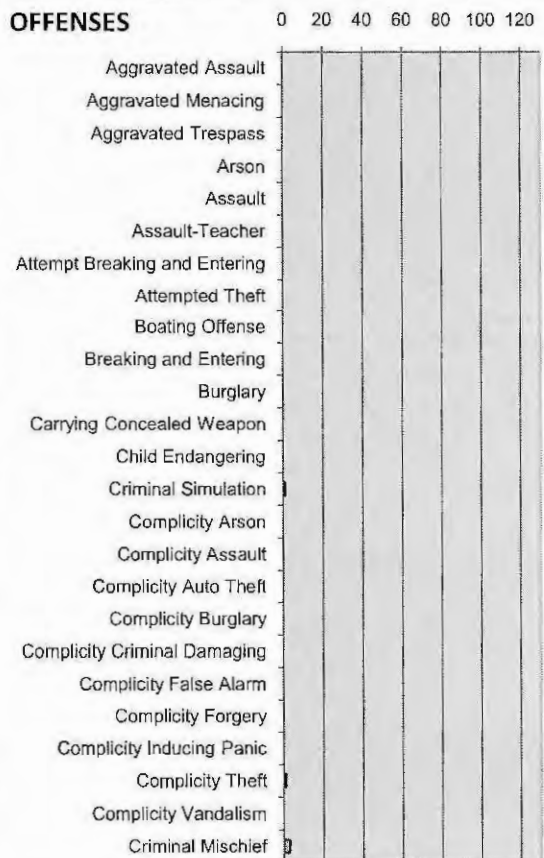
OUT OF COUNTY REFERRALS	TOTAL	PERCENT
Akron Police	0	0.00%
Cuyahoga Falls Police	0	0.00%
Erie County	1	33.33%
Geauga County Juvenile Court	0	0.00%
Hudson Police	0	0.00%
Knox County Juvenile Court	2	66.67%
Mahoning County Juvenile Court	0	0.00%
Ottawa County Juvenile Court	0	0.00%
Springfield Police	0	0.00%
Stark County Juvenile Court	0	0.00%
Stow Police	0	0.00%
Summit County Sheriff's Office	0	0.00%
Summit County Juvenile Court	0	0.00%
Tallmadge Police Department	0	0.00%
Trumbull County Juvenile Court	0	0.00%
Twinsburg Police Department	0	0.00%
Wayne County Juvenile Court	0	0.00%
TOTAL	3	100%

OUT OF COUNTY REFERRALS



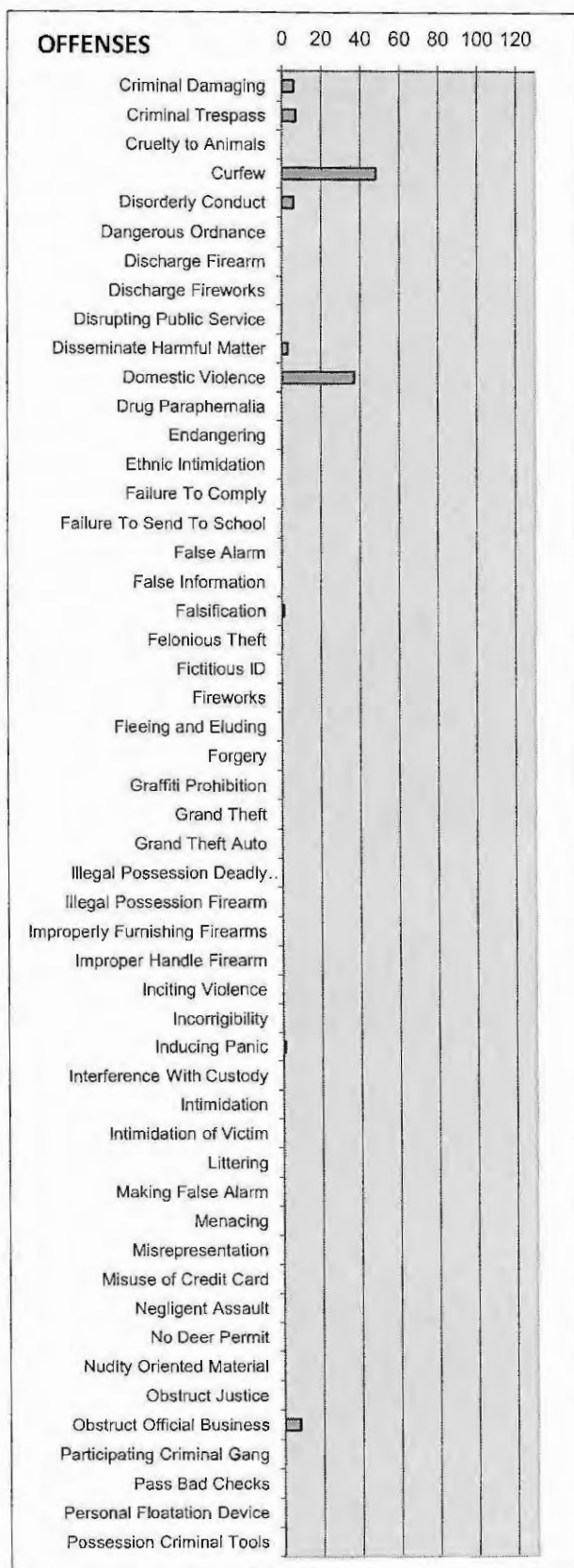
OFFENSE - TOTAL COUNT COMPLAINTS	TOTAL	PERCENT
Aggravated Assault	0	0.00%
Aggravated Menacing	0	0.00%
Aggravated Trespass	0	0.00%
Arson	0	0.00%
Assault	0	0.00%
Assault-Teacher	0	0.00%
Attempt Breaking and Entering	0	0.00%
Attempted Theft	0	0.00%
Boating Offense	0	0.00%
Breaking and Entering	0	0.00%
Burglary	0	0.00%
Carrying Concealed Weapon	0	0.00%
Child Endangering	0	0.00%
Criminal Simulation	1	0.34%
Complicity Arson	0	0.00%
Complicity Assault	0	0.00%
Complicity Auto Theft	0	0.00%
Complicity Burglary	0	0.00%
Complicity Criminal Damaging	0	0.00%
Complicity False Alarm	0	0.00%
Complicity Forgery	0	0.00%
Complicity Inducing Panic	0	0.00%
Complicity Theft	1	0.34%
Complicity Vandalism	0	0.00%
Criminal Mischief	3	1.01%

OFFENSES



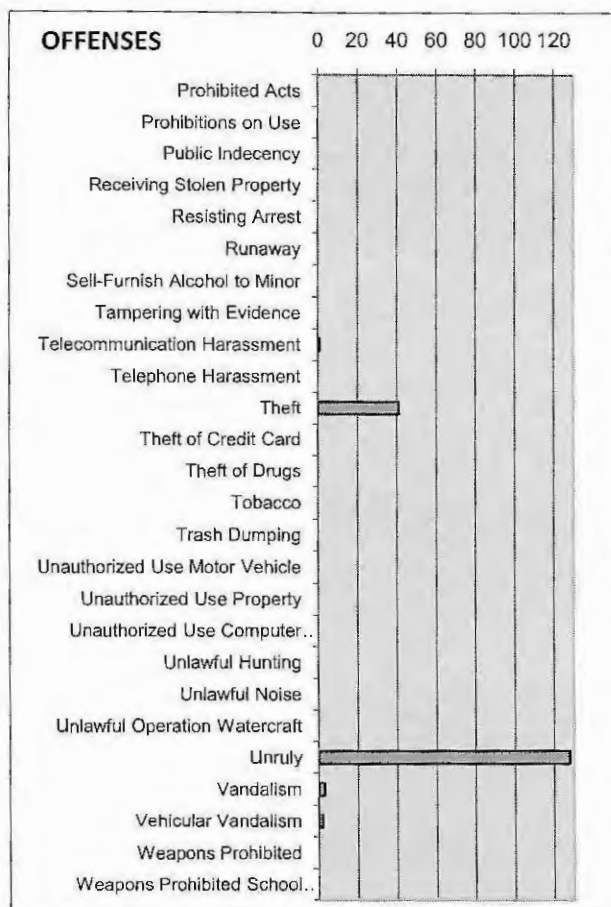
2011 DIVERSION SERVICES ANNUAL REPORT

OFFENSE - TOTAL COUNT COMPLAINTS	TOTAL	PERCENT
Criminal Damaging	6	2.02%
Criminal Trespass	7	2.36%
Cruelty to Animals	0	0.00%
Curfew	48	16.16%
Disorderly Conduct	6	2.02%
Dangerous Ordnance	0	0.00%
Discharge Firearm	0	0.00%
Discharge Fireworks	0	0.00%
Disrupting Public Service	0	0.00%
Disseminate Harmful Matter	3	1.01%
Domestic Violence	37	12.46%
Drug Paraphernalia	0	0.00%
Endangering	0	0.00%
Ethnic Intimidation	0	0.00%
Failure To Comply	0	0.00%
Failure To Send To School	0	0.00%
False Alarm	0	0.00%
False Information	0	0.00%
Falsification	1	0.34%
Felonious Theft	0	0.00%
Fictitious ID	0	0.00%
Fireworks	0	0.00%
Fleeing and Eluding	0	0.00%
Forgery	0	0.00%
Graffiti Prohibition	0	0.00%
Grand Theft	0	0.00%
Grand Theft Auto	0	0.00%
Illegal Possession Deadly Weapon	0	0.00%
Illegal Possession Firearm	0	0.00%
Improperly Furnishing Firearms	0	0.00%
Improper Handle Firearm	0	0.00%
Inciting Violence	0	0.00%
Incorrigibility	0	0.00%
Inducing Panic	1	0.34%
Interference With Custody	0	0.00%
Intimidation	0	0.00%
Intimidation of Victim	0	0.00%
Littering	0	0.00%
Making False Alarm	0	0.00%
Menacing	0	0.00%
Misrepresentation	0	0.00%
Misuse of Credit Card	0	0.00%
Negligent Assault	0	0.00%
No Deer Permit	0	0.00%
Nudity Oriented Material	0	0.00%
Obstruct Justice	0	0.00%
Obstruct Official Business	8	2.69%
Participating Criminal Gang	0	0.00%
Pass Bad Checks	0	0.00%
Personal Floatation Device	0	0.00%
Possession Criminal Tools	0	0.00%



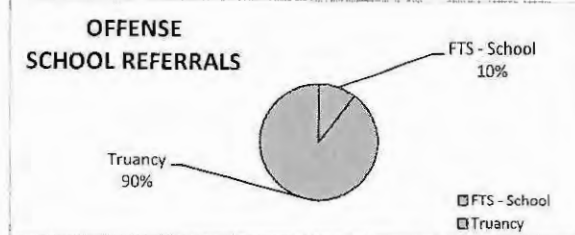
2011 DIVERSION SERVICES ANNUAL REPORT

OFFENSE - TOTAL COUNT COMPLAINTS	TOTAL	PERCENT
Prohibited Acts	0	0.00%
Prohibitions on Use	0	0.00%
Public Indecency	0	0.00%
Receiving Stolen Property	0	0.00%
Resisting Arrest	0	0.00%
Runaway	0	0.00%
Sell-Furnish Alcohol to Minor	0	0.00%
Tampering with Evidence	0	0.00%
Telecommunication Harassment	1	0.34%
Telephone Harassment	0	0.00%
Theft	41	13.80%
Theft of Credit Card	0	0.00%
Theft of Drugs	0	0.00%
Tobacco	0	0.00%
Trash Dumping	0	0.00%
Unauthorized Use Motor Vehicle	0	0.00%
Unauthorized Use Property	0	0.00%
Unauthorized Use Computer Property	0	0.00%
Unlawful Hunting	0	0.00%
Unlawful Noise	0	0.00%
Unlawful Operation Watercraft	0	0.00%
Unruly	128	43.10%
Vandalism	3	1.01%
Vehicular Vandalism	2	0.67%
Weapons Prohibited	0	0.00%
Weapons Prohibited School Property	0	0.00%
TOTAL	297	100%




2011 DIVERSION SERVICES ANNUAL REPORT

OFFENSE - SCHOOL REFERRALS	TOTAL PERCENT	
FTS - School	18	10.29%
Truancy	157	89.71%
TOTAL	175	100%

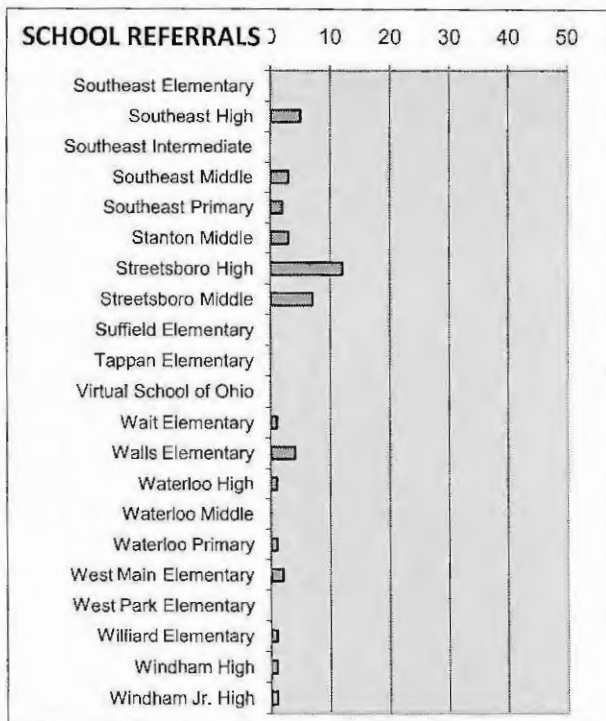


SCHOOL REFERRALS	TOTAL PERCENT	
Aurora High	0	0.00%
Brimfield Elementary	2	1.14%
Brown Middle	16	9.14%
Cooperative Learning Program	1	0.57%
Campus Elementary	0	0.00%
Carlin Elementary	0	0.00%
Central Elementary	0	0.00%
Craddock Elementary	0	0.00%
Crestwood High	10	5.71%
Crestwood Middle	4	2.29%
Davey Elementary	6	3.43%
Defer Intermediate	1	0.57%
East Elementary	0	0.00%
ECOT	1	0.57%
Field High	8	4.57%
Field Middle	3	1.71%
Franklin Elementary	1	0.57%
Garfield Elementary	1	0.57%
Garfield High	7	4.00%
Garfield Intermediate	0	0.00%
Garfield Middle	3	1.71%
Harmon Middle	1	0.57%
Hiram Elementary	0	0.00%
Holden Elementary	0	0.00%
Katherine Thomas Elementary	6	3.43%
Kent City Schools(Home Schooled)	0	0.00%
Kent Roosevelt High	11	6.29%
Larham Elementary	0	0.00%
Leighton Elementary	0	0.00%
Longcoy Elementary	1	0.57%
Mantua Center Elementary	0	0.00%
Mantua Village Elementary	0	0.00%
Maplewood Career Center	4	2.29%
Miller Elementary	0	0.00%
Rausch Intermediate	0	0.00%
Ravenna High	41	23.43%
Rootstown Elementary	0	0.00%
Rootstown High	2	1.14%
Rootstown Middle	1	0.57%
Shalersville Elementary	0	0.00%



2011 DIVERSION SERVICES ANNUAL REPORT

SCHOOL REFERRALS	TOTAL PERCENT	
Southeast Elementary	0	0.00%
Southeast High	5	2.86%
Southeast Intermediate	0	0.00%
Southeast Middle	3	1.71%
Southeast Primary	2	1.14%
Stanton Middle	3	1.71%
Streetsboro High	12	6.86%
Streetsboro Middle	7	4.00%
Suffield Elementary	0	0.00%
Tappan Elementary	0	0.00%
Virtual School of Ohio	0	0.00%
Wait Elementary	1	0.57%
Walls Elementary	4	2.29%
Waterloo High	1	0.57%
Waterloo Middle	0	0.00%
Waterloo Primary	1	0.57%
West Main Elementary	2	1.14%
West Park Elementary	0	0.00%
Williard Elementary	1	0.57%
Windham High	1	0.57%
Windham Jr. High	1	0.57%
TOTAL	175	100%



**2011 PORTAGE COUNTY JUVENILE COURT
COMMUNITY SERVICE DEPARTMENT**

Community Service Department

Community Service

The Community Service Program provides the judiciary a dispositional alternative for adjudicated youth.

Program participants are placed with various non-profit agencies to perform 20 to 80 hours of Community Service. Youth are monitored by on-site supervisors and the Community Service Coordinator. The Community Service Coordinator conducts on-site, telephone, and home contacts to monitor the youth

Number of youth carried over from 2011... 14

Number of youth ordered to program....65

Number of youth that completed program... 58

Community Service Program

The Community Service Program statistics from January 1, 2011 through December 31, 2011 are as follows:

		Percentage
Total Youth Placed in Program	65	82%
Carry Overs from Previous Year	14	18%
Total Youth in Program	79	100%
Male	42	65%
Female	23	35%
Non-Minority	58	89%
Minority	7	11%

Age of Program Participants

Age	Total	Percentage
11	0	0%
12	0	0%
13	2	3%
14	5	8%
15	8	12%
16	14	22%
17	34	52%
18	2	3%
19	0	0%

A total of 518 contacts were made with the 65 youth in the Community Service Program. A total of 1,726 hours were completed by the youth in the Community Service Program.

**2011 PORTAGE COUNTY JUVENILE COURT
RESTITUTION PROGRAM**

Restitution Department

The Restitution Program provides for the financial reimbursement to victims of delinquent acts. Once the Court makes an order of restitution, the child and their parent/guardian sign a payment contract and must make monthly payments to their victims(s).

Restitution Program

The Restitution Program statistics from January 1, 2011 through December 31, 2011 are as follows:

		Percentage
Total Youth Placed in Program	38	40%
Carry Overs from Previous Years	56	60%
Total Youth in Program	94	100%
Male	35	92%
Female	3	8%
Non-Minority	32	84%
Minority	6	16%
The following statistics include carry over cases		
Successfully Completed Program	37	41%
Uncompleted at time of Report	42	46%
Unsuccessfully Completed Program	12	13%

Age of Program Participants

Age	Total	Percentage
11	0	0%
12	2	5%
13	3	8%
14	3	8%
15	8	21%
16	8	21%
17	10	26%
18	4	11%
19	0	0%

A total of 575 contacts were made with the 94 youth in the Restitution Program.

Total Restitution Ordered: \$13,311.83

Total Restitution Collected: \$23,354.06

2011 PORTAGE COUNTY JUVENILE COURT

**PSYCHOLOGICAL
AND
SUBSTANCE ABUSE SERVICES**

Psychological and Substance Abuse Services

PSYCHOLOGICAL AND SUBSTANCE ABUSE SERVICES MISSION STATEMENT

The role of Psychological and Substance Abuse Services is to provide the Courts and Detention Center professional clinical and assessment services as a part of the overall rehabilitative effort. To assist in rendering appropriate dispositions that take into consideration the individual needs, characteristics and circumstances of the children in question, the Court orders evaluations to aid in generating case recommendations. It is hoped that by earlier identification of potentially serious offenders, the community can be more effectively protected, while at the same time, by more clearly delineating issues to be addressed as part of a rehabilitative program, more children can be effectively served resulting in less recidivism.

GENERAL SERVICE DESCRIPTION

Psychological and Substance Abuse Services staff conduct evaluations for the Court to assist in generating recommendations for case dispositions. Additional services provided include diagnostic assessments, substance abuse assessments, mental health screening, short term counseling with detained children, consultative services, treatment planning and referral, psychological screening of applicants for employment, and conducting in-service training programs.

PSYCHOLOGICAL ASSESSMENTS 2011

In 2011, thirty-three (33) children were referred to Psychological Services for formal evaluation. The assessment process includes parent and child interviews, psychological testing and preparation of a written report. Reports will vary in nature depending on the reason(s) for conducting the assessment and the issues that need to be addressed. The following represents the types of psychological evaluations conducted in 2011.

<i>Type of Evaluation</i>	<i>Total</i>
Department of Youth Services Evaluations	4
Department of Youth Services Evaluations and Sexual Offender Risk Assessments	5
Psychological Evaluations	6
Psychological Evaluations and Sexual Offender Risk Assessments	1
Recommendation for Disposition Reports	11
Competency Evaluations	1
Probation Evaluations	3
Geauga County Evaluations	2
Total Reports	33

All children admitted to the Portage/Geauga Detention Center are also screened at the point of intake by Detention Center staff in an effort to identify high risk residents. In addition to direct inquiry into areas related to risk to self and/or others, each child completes a structured questionnaire designed to obtain specific information regarding potential areas of risk. Subsequent to the child's intake and admission all residents (with the exception of weekenders and those released immediately following a preliminary hearing) are interviewed by a qualified mental health professional and a mental status examination is completed. Residents held in detention on a post adjudicatory status are also administered an academic achievement test and often an objective psychodiagnostic personality inventory to further assess for various areas of potential concern, psychological disturbance and/or other rehabilitative needs. Psychological Services staff review all intake and/or assessment materials generated on each resident as part of a coordinated effort to appropriately respond to resident needs/concerns during their period of detention. In 2011, intake reports and assessment materials were reviewed on two hundred and fifty-six (256) new or repeat admissions to the Portage/Geauga Detention Center.

Psychological Services staff are also available to Detention Center staff and residents upon request to provide direct clinical counseling, assessment, and consultative services. In 2011, in addition to reviewing resident intake and assessment materials, Psychological Services staff provided direct clinical counseling services to sixty (60) residents. The following table provides statistics regarding child assessments and general clinical services provided to residents during 2011 broken down by county.

	FORMAL EVALUATIONS	CLINICAL COUNSELING AND ASSESSMENT SERVICES	RESIDENT INTAKE AND ASSESSMENT REPORT REVIEWS	TOTAL
PORTAGE COUNTY	31	53	217	301
GEAUGA COUNTY	2	7	39	48
TOTAL	33	60	256	349

TREATMENT PLANNING, COORDINATION AND REFERRAL TO LOCAL COUNSELING AGENCIES

In addition to Psychological Services' primary role of conducting assessments and providing clinical counseling and consultative services to the Courts and Detention Center, it frequently acts in a coordinating capacity with other involved agencies. In keeping with the Juvenile Court's goal of minimizing a child's involvement in the legal system, efforts are directed toward providing for the child's rehabilitative needs by utilizing services offered by local child care agencies. Psychological Services staff participate in regularly scheduled in-house staff meetings for case planning, as well as attend bi-monthly and monthly clinical team meetings to assist in formulating rehabilitative service plans with other involved agencies.

When specific recommendations for treatment are made a part of a case disposition or terms of a child's probation, Psychological Services is also often responsible for initiating the referral process, monitoring the child's progress in treatment, and maintaining appropriate contact with local service providers. The following represents the number of children referred for out-patient treatment services monitored and/or tracked by Psychological Services.

New Referrals for 2011..... 154
 Carryovers from 2010..... 51
 TOTAL: 205

RESIDENTIAL PLACEMENTS AND IN-PATIENT FACILITIES UTILIZED IN 2011

When Court involved children exhibit more serious treatment needs it is sometimes necessary to secure their placement in intensive residential or in-patient treatment programs. The following table provides information regarding the number of children so served and the facilities utilized.

	NEW REFERRALS IN 2011	CARRYOVERS FROM 2010
ABRAXAS	0	1
BELLEFAIRE	2	2
BELMONT PINES HOSPITAL	0	2
BEREA CHILDREN'S HOME	2	0
GROWING MINDS	1	1
NEW BEGINNINGS	2	1
NEW DIRECTIONS DUAL DIAGNOSIS PROG.	1	0
SAFELY HOME	1	0
SHARON LYNN RESIDENCE FOR GIRLS	0	2
TRI STATE ACADEMY	1	0
VILLAGE NETWORK (PORTAGE LAKES)	7	0
VILLAGE NETWORK (SMITHVILLE)	3	1
SUBTOTALS	20	10
TOTAL NUMBER OF CHILDREN REFERRED AND/OR MONITORED		
30		

These numbers only reflect those children involved with or referred to Psychological Services for assessment and/or treatment planning/monitoring who have had official involvement with the Court, as well as children on probation placed in foster care under the auspices of the Portage County Department of Job and Family Services.

	<i>Jan</i>	<i>Feb</i>	<i>Mar</i>	<i>Apr</i>	<i>May</i>	<i>Jun</i>	<i>Jul</i>	<i>Aug</i>	<i>Sept</i>	<i>Oct</i>	<i>Nov</i>	<i>Dec</i>	<i>Total</i>
<i>Race</i>													
White	20	14	23	15	24	26	16	13	31	15	18	25	240
Black	1	0	1	0	0	1	1	1	1	2	2	0	10
Hispanic	0	0	0	1	0	0	0	0	0	0	0	0	1
Asian	0	0	0	0	0	0	0	0	0	0	0	0	0
Bi-racial-Other	0	1	0	2	0	1	0	1	1	1	0	1	8
TOTAL	21	15	24	18	24	28	17	15	33	18	20	26	259
<i>Gender</i>													
Male	14	11	18	12	15	20	14	11	17	13	15	22	182
Female	7	4	6	6	9	8	3	4	16	5	5	4	77
TOTAL	21	15	24	18	24	28	17	15	33	18	20	26	259

**2011 PORTAGE COUNTY JUVENILE COURT
ELECTRONIC MONITORING PROGRAM**

ELECTRONIC MONITORING

ALTERNATIVE TO DETENTION

The Alternative to Detention Program provides a dispositional alternative to secure detention for youth adjudicated of a misdemeanor, or a level 2, 3, 4 or 5 Felony offense. The program also serves as an alternative to youth being detained prior to adjudication.

Program participants are constantly monitored via electronic, telephone and personal contacts. Youth are permitted to leave their home only for educational, medical, occupational and spiritual purposes.

Number of Youth Ordered to Program.....	68
Number of Youth Successfully Completed.....	70
Number of Youth Unsuccessfully Completed.....	5
Number of Youth Carried Over Into 2012.....	3
Other.....	0

ALTERNATIVE TO DETENTION PROGRAM

The Alternative to Detention statistics from January 1, 2011 through December 31, 2011 are as follows:

		PERCENTAGE
TOTAL YOUTH PLACED IN PROGRAM	68	100.00%
MALE	53	77.94%
FEMALE	15	22.06%
CAUCASIAN	52	76.47%
AFRICAN-AMERICAN	16	23.53%
HISPANIC	0	0.00%
SUCCESSFULLY COMPLETED PROGRAM	70	89.74%
UNCOMPLETED AT TIME OF REPORT	3	3.85%
UNSUCCESSFULLY COMPLETED PROGRAM	5	6.41%
OTHER*	0	0.00%

* Removed from program for reasons not related to behavior.

Age of Program Participants

<u>AGE</u>	<u>TOTAL</u>	<u>PERCENTAGE</u>
12	0	0.00%
13	3	4.41%
14	3	4.41%
15	15	22.06%
16	26	38.24%
17	19	27.94%
18	2	2.94%

Average age of youth placed into the program was 15.85 years. Total of 744 contacts were made with the 68 youth placed in the Alternative to Detention Program.

2011 PORTAGE COUNTY JUVENILE COURT

**PROBATION DEPARTMENT
AND
INTENSIVE PROBATION DEPARTMENT**

Department of Probation Services

The Department of Probation Services consists of two divisions: Intensive Probation and Regular Probation. The staff is responsible for supervising youth and enforcing probation terms. This consists of conducting home, school, and office visits. They write Pre-Dispositional Investigations and Department of Youth Services evaluations. Both Divisions assist youth in meeting treatment needs through the coordination and monitoring of treatment plans.

The Department of Probation Services conducted ten (10) Ohio Department of Youth Services evaluations and one (1) Pre-Dispositional Investigation for the judiciary. A total of eight (8) youths were committed to the Ohio Department of Youth Services in the calendar year. The Probation staff administered seven hundred and thirty-six (736) drug screens. Sixteen percent (16%) of those screens were positive for at least one drug. Eighty-nine percent (89%) of positive drug screens were for marijuana. The remaining positive screens were comprised of cocaine, methamphetamines, opiates, benzodiazepines, and oxycodone. Further, one hundred and eight (108) notices of alleged probation violations were filed. The average age of youth on Probation supervision is 15.79.

The Department of Probation Services utilizes a risk assessment tool and written formal case plans. These plans discuss the goals of probation and how the youth will meet those goals. All parties sign the finalized plan.

Regular Probation 2011

The Regular Probation Department is a less structured level of supervision than Intensive Probation. Youth in this program meet weekly with Probation Officers for the first month of supervision. Staff has the discretion of gradually stepping down the level of supervision dependant upon a child's behavior and progress. Youth in this program have been adjudicated on felony, misdemeanor and unruly offenses.

New Cases Received	130
Release from Probation	156
End of Year Caseload(includes carryover)	117

New Cases Received	130	100%
Releases	156	100%
Admission Unruly	5	6%
Admission Misdemeanor	108	83%
Admission Felony	17	11%
Males	96	77%
Females	34	23%
Caucasian	106	90%
African American	24	10%
Pre-Disp. Investigations	0	
Dept. of Youth Sev. Evals	6	

Contacts – 2011

Home	1151
School	1996
Office	2257
Other/Phone	3209
Total	8613

Intensive Probation 2011

The Intensive Probation Department is the highest level of supervision for an offender. Probation Officers provide a highly structured system of supervision ranging from four (4) contacts per week to a minimum of one (1) contact per week. Youth in this program are typically felony or chronic offenders at risk to be committed to the Ohio Department of Youth Services.

New Cases Received	20
Release from Probation	27
End of Year Caseload(includes carryover)	24

New Cases Received	20	100%
Releases	27	100%
Admission Unruly	0	0%
Admission Misdemeanor	3	15%
Admission Felony	17	85%
Males	19	95%
Females	1	05%
Caucasian	15	75%
African American	5	25%
Pre-Disp. Investigations	1	
Dept. of Youth Sev. Evals	4	

Contacts – 2011

Home	529
School	498
Office	776
Other/Phone	1407
Total	3210

**2011 PORTAGE COUNTY – GEAUGA COUNTY
JUVENILE DETENTION CENTER**

PORTAGE-GEAUGA COUNTY JUVENILE DETENTION CENTER

Thomas J. Rehnert, Superintendent
Brandon M. Winarchick, Administrative Officer

William C. Fullum, Detention Supervisor
Gregory C. Lomax, Detention Supervisor

STATISTICS

I. DETENTION POPULATION : FY: 2011

II.

A. DETENTION POPULATION BY ADMISSIONS:

	ADMISSION		TOTAL 2011 ADMISSION	CARRYOVER		TOTAL 2010 CARRYOVER	TOTAL POPULATION	% OF TOTAL POPULATION
	PTGE	GEA		PTGE	GEA			
MALES	217	78	295	15	2	17	312	75.7%
FEMALES	66	32	98	1	1	2	100	24.3%
UNKNOWN	0	0	0	0	0	0	0	0.0%
TOTAL	283	110	393	16	3	19	412	100.0%

B. AGE / AVERAGE: NEW ADMISSION

1. MALES

16.15

FEMALES

15.94

UNKNOWN

0.00

COMBINED

16.10

AGE	MALES		TOTAL MALES	FEMALES		TOTAL FEMALES	UNKNOWN		TOTAL UNKNOWN	TOTAL
	PTGE	GEA		PTGE	GEA		PTGE	GEA		
10	0	0	0	0	0	0	0	0	0	0
11	3	0	3	1	0	1	0	0	0	4
12	4	2	6	2	0	2	0	0	0	8
13	13	3	16	2	0	2	0	0	0	18
14	26	5	31	12	4	16	0	0	0	47
15	52	22	74	12	8	20	0	0	0	94
16	49	16	65	27	13	40	0	0	0	105
17	65	28	93	10	7	17	0	0	0	110
18	5	1	6	0	0	0	0	0	0	6
NO AGE	0	0	0	0	0	0	0	0	0	0
OVER 18	0	1	1	0	0	0	0	0	0	1
UNDER 10	0	0	0	0	0	0	0	0	0	0
TOTALS	217	78	295	66	32	98	0	0	0	393

8000 Infirmary Road, Ravenna, Ohio 44266-9432
(330) 297-5233 FAX (330) 297-1533
e-mail address: pgdetctr@portageco.com

STATISTICS

C. RACE: NEW ADMISSION

RACE	GEAUGA		GEAUGA TOTAL	GEAUGA % POP	PORTAGE		PORTAGE TOTAL	PORTAGE % POP	TOTAL POP. BY RACE	% TOTAL POP.
	M	F			M	F				
CAUCASIAN	70	22	92	23.4%	163	46	209	53.2%	301	76.6%
AFRICAN AMERICAN	3	3	6	1.5%	43	10	53	13.5%	59	15.0%
ASIAN	0	0	0	0.0%	0	0	0	0.0%	0	0.0%
HISPANIC	1	6	7	1.8%	1	2	3	0.8%	10	2.5%
AMERICAN INDIAN	0	0	0	0.0%	0	0	0	0.0%	0	0.0%
BI-RACIAL	4	1	5	1.3%	10	8	18	4.6%	23	5.9%
PACIFIC ISLANDER	0	0	0	0.0%	0	0	0	0.0%	0	0.0%
OTHER	0	0	0	0.0%	0	0	0	0.0%	0	0.0%
UNKNOWN RACE	0	0	0	0.0%	0	0	0	0.0%	0	0.0%
UNKNOWN	0	0	0	0.0%	0	0	0	0.0%	0	0.0%
TOTAL	78	32	110	28.0%	217	66	283	72.0%	393	100.0 %

D. PORTAGE COUNTY JURISDICTION

	Number of Admissions	Portage Population	% of PTGE Population	Number of Admissions	Total Population	% of Total Population
MALES	217	283	76.68%	217	393	55.22%
FEMALES	66	283	23.32%	66	393	16.79%
UNKNOWNNS	0	283	0.00%	0	393	0.00%
TOTAL	283	283	100%	283	393	72.01%

E. GEAUGA COUNTY JURISDICTION

	Number of Admissions	Geauga Population	% of PTGE Population	Number of Admissions	Total Population	% of Total Population
MALES	78	110	70.91%	78	393	19.85%
FEMALES	32	110	29.09%	32	393	8.14%
UNKNOWNNS	0	110	0.00%	0	393	0.00%
TOTAL	110	110	100%	110	393	27.99%

STATISTICS

III. CUSTODY STATUS

A. PORTAGE COUNTY: NEW ADMISSION

	MALES	FEMALES	UNKNOWN	TOTAL
1. Rel Det Status	0	0	0	0
2. Released	24	7	0	31
3. Detain 1-90	107	41	0	148
4. Weekender	0	0	0	0
5. Detention Hearing	10	3	0	13
6. Joint Commitment	0	0	0	0
7. Pending Disposition Hearing	0	0	0	0
8. 1 - 90 Dys Evaluation	2	0	0	2
9. 1 - 90 X 2 Concurrent	10	0	0	10
10. 1 - 90 X 2 Consecutive	1	0	0	1
11. 1 - 90 Psych Evaluation	4	0	0	4
12. 1 - 90 7 Day Review	0	0	0	0
13. 1 - 90 X 3 Concurrent	0	0	0	0
14. 1 - 90 X 3 Consecutive	0	0	0	0
15. 1 - 90 Susp. 75	1	1	0	2
16. 1 - 90 Susp. 80	7	3	0	10
17. 1 - 90 Susp. 83	2	1	0	3
18. 1 - 90 Susp. 85	10	3	0	13
19. 1 - 90 Susp. 87	24	4	0	28
20. Held Pending Hearing	1	0	0	1
21. Pending Placement	4	2	0	6
22. Pending Adj. Hearing	3	1	0	4
23. Com to DYS	7	0	0	7
24. 1-180	0	0	0	0
25. Unknown	0	0	0	0
26. Total Portage	217	66	0	283

STATISTICS

B. PORTAGE COUNTY: CARRYOVER

	MALES	FEMALES	UNKNOWNNS	TOTAL
1. Rel Det Status	0	0	0	0
2. Released	0	0	0	0
3. Detain 1-90	11	1	0	12
4. Weekender	0	0	0	0
5. Detention Hearing	0	0	0	0
6. Joint Commitment	0	0	0	0
7. Pending Disposition Hearing	0	0	0	0
8. 1 - 90 Dys Evaluation	0	0	0	0
9. 1 - 90 X 2 Concurrent	2	0	0	2
10. 1 - 90 X 2 Consecutive	1	0	0	1
11. 1 - 90 Psych Evaluation	0	0	0	0
12. 1 - 90 7 Day Review	0	0	0	0
13. 1 - 90 X 3 Concurrent	0	0	0	0
14. 1 - 90 X 3 Consecutive	0	0	0	0
15. 1 - 90 Sns. 75	0	0	0	0
16. 1 - 90 Susp. 80	0	0	0	0
17. 1 - 90 Susp. 83	0	0	0	0
18. 1 - 90 Susp. 85	0	0	0	0
19. 1 - 90 Susp. 87	0	0	0	0
20. Held Pending Hearing	0	0	0	0
21. Pending Placement	0	0	0	0
22. Pending Adj. Hearing	0	0	0	0
23. Com to DYS	1	0	0	1
24. 1-180	0	0	0	0
25. Unknown	0	0	0	0
26. Total Portage	15	1	0	16

STATISTICS

C. GEAUGA COUNTY: NEW ADMISSION

	MALES	FEMALES	UNKNOWNNS	TOTAL
1. Rel Det Status	0	0	0	0
2. Released	0	0	0	0
3. Detain 1-90	22	14	0	36
4. Weekender	32	11	0	43
5. Detention Hearing	7	5	0	12
6. Joint Commitment	0	0	0	0
7. Pending Disposition Hearing	1	0	0	1
8. 1 - 90 Dys Evaluation	0	0	0	0
9. 1 - 90 X 2 Concurrent	0	0	0	0
10. 1 - 90 X 2 Consecutive	0	0	0	0
11. 1 - 90 Psych Evaluation	0	0	0	0
12. 1 - 90 7 Day Review	2	1	0	3
13. 1 - 90 X 3 Concurrent	0	0	0	0
14. 1 - 90 X 3 Consecutive	0	0	0	0
15. 1 - 90 Susp. 75	0	0	0	0
16. 1 - 90 Susp. 80	1	0	0	1
17. 1 - 90 Susp. 83	1	0	0	1
18. 1 - 90 Susp. 85	1	0	0	1
19. 1 - 90 Susp. 87	8	0	0	8
20. Held Pending Hearing	0	0	0	0
21. Pending Placement	0	0	0	0
21. Pending Adj. Hearing	0	0	0	0
22. Com to DYS	1	0	0	1
23. 1-180	2	1	0	3
24. Unknown	0	0	0	0
25. Total Geauga	78	32	0	110

STATISTICS

D. GEAUGA COUNTY: CARRY OVERS

	MALES	FEMALES	UNKNOWNNS	TOTAL
1. Rel Det Status	0	0	0	0
2. Released	0	0	0	0
3. Detain 1-90	2	1	0	3
4. Weekender	0	0	0	0
5. Detention Hearing	0	0	0	0
6. Joint Commitment	0	0	0	0
7. Pending Disposition Hearing	0	0	0	0
8. 1 - 90 Dys Evaluation	0	0	0	0
9. 1 - 90 X 2 Concurrent	0	0	0	0
10. 1 - 90 X 2 Consecutive	0	0	0	0
11. 1 - 90 Psych Evaluation	0	0	0	0
12. 1 - 90 7 Day Review	0	0	0	0
13. 1 - 90 X 3 Concurrent	0	0	0	0
14. 1 - 90 X 3 Consecutive	0	0	0	0
15. 1 - 90 Susp. 75	0	0	0	0
16. 1 - 90 Susp. 80	0	0	0	0
17. 1 - 90 Susp. 83	0	0	0	0
18. 1 - 90 Susp. 85	0	0	0	0
19. 1 - 90 Susp. 87	0	0	0	0
20. Held Pending Hearing	0	0	0	0
21. Pending Placement	0	0	0	0
22. Pending Adj. Hearing	0	0	0	0
23. Com to DYS	0	0	0	0
24. 1-180	0	0	0	0
25. Unknown	0	0	0	0
26. Total Geauga	2	1	0	3

STATISTICS

IV. DETENTION STATUS

V. DETAINMENT

	MISDEMEANOR	FELONY	UNRULY	UNKNOWN	TOTAL
PORTAGE	213	68	2	0	283
GEAUGA	95	11	4	0	110
TOTAL	308	79	6	0	393

FELONY POPULATION: 20.10%

MISDEMEANOR POPULATION: 78.37%

UNRULY POPULATION: 1.53%

UNKNOWN POPULATION: 0.00%

STATISTICS

OJJDP REPORTING:

Youth Handgun Safety Act:

	2923.21	2923.211	2923.12	2941.141	2941.144	2941.145	2941.146
PORTAGE	0	0	4	0	0	0	0
GEAUGA	0	0	0	0	0	0	0
TOTAL	0	0	4	0	0	0	0

VI. ADMISSIONS WITH PRIOR DETAINMENT

	ADM PRIOR DETAINMENT	TOTAL 2011 DETAINMENT	MALES	FEMALES	UNKNOWN	% OF POPULATION
PORTAGE	132	283	217	66	0	46.64%
GEAUGA	60	110	78	32	0	54.55%
TOTAL	192	393	295	98	0	48.85%

VII. AVERAGES

A. AVERAGE DAILY LENGTH OF STAY

1. PORTAGE COUNTY	22.98
2. GEAUGA COUNTY	7.68
3. AVERAGE: DLS	15.33

B. AVERAGE DAILY POPULATION

1. PORTAGE COUNTY	18.82
2. GEAUGA COUNTY	2.38
3. AVERAGE: D.P.	21.20

C. BILLING DAYS

1. PORTAGE COUNTY	6,870.37 / 7,738.43	88.78%
2. GEAUGA COUNTY	868.05 / 7,738.43	11.22%
3. TOTAL	7,738.43 / 7,738.43	100.00%