

---

**PORTAGE COUNTY COMMON PLEAS COURT**

**PROBATE/JUVENILE DIVISION**

**2012 ANNUAL REPORT**


**THE HONORABLE THOMAS J. CARNES  
COMMON PLEAS COURT JUDGE  
PROBATE/JUVENILE DIVISION**

---



TO: VARIOUS DEPARTMENTS/AGENCIES

FROM: THOMAS J. CARNES, JUDGE  
COMMON PLEAS COURT  
PROBATE/JUVENILE DIVISION

DATE: 26 February 2013 

SUBJECT: 2012 ANNUAL REPORT

Following please find a copy of the Portage County Court of Common Pleas, Probate/Juvenile Division's 2012 Annual Report.

Should you have any questions regarding this Report, please feel free to contact me.



PORTAGE COUNTY BOARD OF COMMISSIONERS

Ms. Maureen Frederick  
Ms. Tommie Jo Marsilio  
Mr. Christopher Smeiles


OHIO DEPARTMENT OF JOB AND FAMILY SERVICES

Mr. Michael B. Colbert

DIRECTOR OHIO DEPARTMENT OF YOUTH SERVICES

Mr. Harvey Reed

In compliance with Section 2151.18 of the Ohio Revised Code, we hereby submit our Annual Report for the Portage County Court of Common Pleas, Probate/Juvenile Division for the year 2012.

Respectfully submitted,  


Thomas J. Carnes  
Common Pleas Court Judge  
Probate/Juvenile Division  
Portage County, Ohio

330-297-0881 Juvenile Court  
330-297-3870 Probate Court



## **TABLE OF CONTENTS**

Directory of Personnel/Probate Court.....	Pages 1-2
2012 Probate Court Statistical Report.....	Pages 3-8
2012 Probate Court Fiscal Accounting Report .....	Pages 9-11
Directory of Personnel/Juvenile Court.....	Pages 12-15
2012 Juvenile Court Statistical Report.....	Pages 16-24
2012 Juvenile Court Fiscal Accounting Report .....	Pages 25-28
2012 Juvenile Court Department of Youth Rehabilitation Report .....	Pages 29-36
2012 Juvenile Court Diversion Services Report .....	Pages 37-45
2012 Juvenile Court Community Service Report .....	Pages 46-47
2012 Juvenile Court Restitution Program Report .....	Pages 48-49
2012 Juvenile Court Psychology Substance Abuse Report .....	Pages 50-55
2012 Juvenile Court Electronic Monitoring Report.....	Pages 56-57
2012 Juvenile Court Probation Department Report.....	Pages 58-60
2012 Portage/Geauga Juvenile Detention Center Report.....	Pages 61-68





**DIRECTORY OF PERSONNEL**

**PORTAGE COUNTY PROBATE DIVISION**

**203 WEST MAIN STREET  
RAVENNA, OHIO 44266**



**COMMON PLEAS COURT**  
**PORTAGE COUNTY**  
**PROBATE DIVISION**  
**DIRECTORY OF PERSONNEL**  
**THE HONORABLE THOMAS J. CARNES, JUDGE**

**COURT SUPPORT STAFF**

James J. Aylward .....Chief Magistrate  
Joseph Szymanski .....Magistrate  
Laura L. Aylward.....Court Administrator  
  
Denise Metropulos/Tharp .....Court Reporter  
Fiscal Administrator  
Norma Thomas.....Court Assessor

**PROBATE DEPUTY CLERKS**

Laura L. Aylward.....Chief Deputy Clerk  
Mariellen Timmer .....Assistant Chief  
Deputy Clerk

**PROBATE DIRECTORY OF PERSONNEL CONT'D**

Karen Pelc .....	Receptionist Deputy Clerk
Brenda Best .....	Deputy Clerk
Lynn Werab.....	Deputy Clerk
Pam McHugh.....	Deputy Clerk
Teresa Ohl.....	Deputy Clerk
Tami Jones.....	Deputy Clerk (October 2012)
Terry Conrad.....	Deputy Clerk

**BAILIFFS**

Scott Wolverton  
Paul Fisher

**2012 PORTAGE COUNTY PROBATE COURT  
STATISTICS**



**PORTAGE COUNTY PROBATE COURT  
THOMAS J. CARNES, JUDGE**

**2012 ANNUAL REPORT**

**ESTATES:**

<u>Full</u>	Pending end of 2011	591
<u>Administration</u>	Opened during 2012	378
	Closed during 2012	337
	Pending end of 2012	632

<u>Ancillary</u>	Pending end of 2011	3
<u>Estate</u>	Opened during 2012	6
	Closed during 2012	3
	Pending end of 2012	6

<u>Exemplified</u>	Pending end of 2011	1
<u>Estates</u>	Opened during 2012	3
	Closed during 2012	4
	Pending end of 2012	0

<u>Probate Will</u>	Pending end of 2011	15
<u>And/Or Tax Only</u>	Opened during 2012	55
	Closed during 2012	56
	Pending end of 2012	14

<u>Release from</u>	Pending end of 2011	28
<u>Administration</u>	Opened during 2012	94
	Closed during 2012	86
	Pending end of 2012	36

<u>Summary Release</u>	Pending end of 2011	13
	Opened during 2012	36
	Closed during 2012	43
	Pending end of 2012	6

**GUARDIANSHIPS:**

<u>Incompetent</u>	Pending end of 2011	286
<u>Person Only</u>	Opened during 2012	27
	Closed during 2012	14
	Pending end of 2012	299

<u>Incompetent</u>	Pending end of 2011	4
<u>Estate Only</u>	Opened during 2012	1
	Closed during 2012	1
	Pending end of 2012	4

<u>Incompetent</u>	Pending end of 2011	130
<u>Full (Person and Estate)</u>	Opened during 2012	28
	Closed during 2012	16
	Pending end of 2012	142

<u>Minor</u>	Pending end of 2011	3
<u>Person Only</u>	Opened during 2012	2
	Closed during 2012	0
	Pending end of 2012	5

<u>Minor</u>	Pending end of 2011	60
<u>Estate Only</u>	Opened during 2012	3
	Closed during 2012	6
	Pending end of 2012	57

<u>Minor</u>	Pending end of 2011	21
<u>Full (Person and Estate)</u>	Opened during 2012	2
	Closed during 2012	4
	Pending end of 2012	19

<u>Conservatorships</u>	Pending end of 2011	0
	Opened during 2012	1
	Closed during 2012	1
	Pending end of 2012	0

<u>Civil Protective Services</u>	Pending end of 2011	0
	Opened during 2012	0
	Closed during 2012	0
	Pending end of 2012	0

### **TRUSTS:**

<u>Testamentary</u>	Pending end of 2011	69
<u>Trusts</u>	Opened during 2012	0
	Closed during 2012	5
	Pending end of 2012	64



<u>Intervivos</u>	Pending end of 2011	6
<u>Trust</u>	Opened during 2012	0
	Closed during 2012	4
	Pending end of 2012	2

<u>Wrongful Death</u>	Pending end of 2011	31
<u>Trust</u>	Opened during 2012	0
	Closed during 2012	1
	Pending end of 2012	30

### **CIVIL ACTIONS:**

<u>Concealment</u>	Pending end of 2011	1
<u>Of Assets</u>	Opened during 2012	1
	Closed during 2012	2
	Pending end of 2012	0

<u>Guardian's Complaint</u>	Pending end of 2011	5
<u>To Sell Real Estate</u>	Opened during 2012	4
	Closed during 2012	3
	Pending end of 2012	6

<u>Petition for</u>	Pending end of 2011	2
<u>Declaratory Judgment</u>	Opened during 2012	3
	Closed during 2012	2
	Pending end of 2012	3

<u>Will Contest:</u>	Pending end of 2011	2
	Opened during 2012	0
	Closed during 2012	2
	Pending end of 2012	0

<u>Petition to</u>	Pending end of 2011	0
<u>Determine Heirship</u>	Opened during 2012	0
	Closed during 2012	0
	Pending end of 2012	0

<u>Petition for Sale</u>	Pending end of 2011	5
<u>Of Real Estate</u>	Opened during 2012	3
	Closed during 2012	3
	Pending end of 2012	5

<u>Will</u>	Pending end of 2011	0
<u>Construction</u>	Opened during 2012	0
	Closed during 2012	0
	Pending end of 2012	0

<u>Other Contested</u>	Pending end of 2011	3
<u>Civil Actions</u>	Opened during 2012	2
	Closed during 2012	2
	Pending during 2012	3

### **ADOPTIONS:**

<u>Agency</u>	Pending end of 2011	1
	Opened during 2012	11
	Closed during 2012	12
	Pending end of 2012	0

<u>Private/Foreign</u>	Pending end of 2011	12
	Opened during 2012	3
	Closed during 2012	11
	Pending end of 2012	4

<u>Step Parent</u>	Pending end of 2011	7
	Opened during 2012	8
	Closed during 2012	10
	Pending end of 2012	5

<u>Foreign (Refinalization)</u>	Pending end of 2011	1
	Opened during 2012	0
	Closed during 2012	1
	Pending end of 2012	0

<u>Adult</u>	Pending end of 2011	0
	Opened during 2012	1
	Closed during 2012	1
	Pending end of 2012	0

<u>Foreign Birth</u>	Pending end of 2011	0
<u>Certificate Only</u>	Opened during 2012	4
	Closed during 2012	4
	Pending end of 2012	0

<u>Release of Identifying Information</u>	Pending end of 2011	0
	Opened during 2012	3
	Closed during 2012	3
	Pending end of 2012	0

**MENTALS:**

<u>Mental Illness</u>	Pending end of 2011	0
	Opened during 2012	0
	Closed during 2012	0
	Pending end of 2012	0

<u>Mental Retardation</u>	Pending end of 2011	0
	Opened during 2012	0
	Closed during 2012	0
	Pending end of 2012	0

**MINOR SETTLEMENTS:**

<u>Minor Settlement</u>	Pending end of 2011	3
	Opened during 2012	15
	Closed during 2012	10
	Pending end of 2012	8

<u>Minor Estate</u>	Pending end of 2011	2
	Opened during 2012	2
	Closed during 2012	4
	Pending end of 2012	0

**WRONGFUL DEATH:**

<u>Wrongful Death</u>	Pending end of 2011	55
	Opened during 2012	15
	Closed during 2012	10
	Pending end of 2012	60

**NAME CHANGES:**

<u>Adult</u>	Pending end of 2011	7
	Opened during 2012	50
	Closed during 2012	47
	Pending end of 2012	10



**2012 PORTAGE COUNTY PROBATE COURT**  
**FISCAL ACCOUNTING**



ITEMIZED ACCOUNTING FOR  
THE PORTAGE COUNTY **PROBATE COURT**  
FOR CALENDAR YEAR **2012**

OPEN ITEMS AS OF DECEMBER 31, 2011 - \$ 20,092.46

### ACTUAL RECEIPTS COLLECTED IN YEAR 2012

\$196,590.63	-	\$285,971.45
--------------	---	--------------

## PLUS MONIES PREVIOUSLY ON DEPOSIT

**\$89,380.82**

INCLUDES \$134.83 IN UNCLAIMED FUNDS

**\$306,063.91**

— — —

JANUARY 2012 THROUGH DECEMBER 2012  
DISBURSEMENTS – (VERIFIED BY END OF  
YEAR ACTUAL LISTING REPORT.)

### ACTUAL DISBURSEMENTS TO

**COUNTY AND STATE - \$196,590.63                      -        \$280,343.47**

(INCLUDES \$134.83 IN UNCLAIMED FUNDS)

**(PLUS \$83,752.84 PRESENTLY HELD  
ON DEPOSIT.)**

— — —

TOTAL REVENUE COLLECTED INCLUDING  
MONIES PREVIOUSLY ON DEPOSIT  
LESS DISBURSEMENTS AND MONIES  
PRESENTLY ON DEPOSIT

- \$25,720.44

1999

OPEN ITEMS ENDING DECEMBER 31, 2012  
(VERIFIED BY BANK STATEMENT LESS  
OUTSTANDING CHECKS AND  
OPEN ITEMS COMPUTER REPORT.)

- \$25,720.44

## 2012 PROBATE ITEMIZED ACCOUNTING

AVAILABLE ARE THIS COURT'S MONTHLY  
ACCOUNT REPORTS AND THIS COURT'S BANK  
ACTUAL LISTING REPORTS VERIFYING DEPOSITS  
AND DISBURSEMENTS.

12/31/12 BANK BALANCE AS IS VERIFIED ON THIS COURT'S BANK STATEMENT:	-	\$37,169.96
LESS OUTSTANDING 2012 CHECKS (INCLUDES END OF MONTH DECEMBER '12 CHECKS ALSO)	-	11,449.52
BALANCE	-	<b><u>\$25,720.44</u></b>

---

## 2012 DISBURSEMENTS

**\$196,590.63**

CLERK FEES	-	\$110,178.30
RECORD COURIER	-	0.00
GUARDIANSHIP INVESTIGATION	-	3,150.00
ADOPTION INVESTIGATION	-	2,400.00
LEGITIMATION BIRTH CERTIFICATE	-	0.00
ADOPTION BIRTH CERTIFICATE	-	688.00
PATERNITY BIRTH CERTIFICATE	-	0.00
INDIGENT GUARDIANSHIP	-	17,070.00
DOMESTIC VIOLENCE	-	13,702.00
LEGAL AID	-	13,988.00
COMPUTER RESEARCH	-	4,716.00
COMPUTERIZATION FEE	-	15,600.00
PUTATIVE FATHER REG. FUND	-	660.00
BOND RECEIVED	-	0.00
MANUAL DISTRIBUTION	-	0.00
CHECKS	-	0.00
CONDUCT OF BUSINESS	-	806.00
PORTAGE COUNTY LEGAL NEWS	-	13,497.50
UNCLAIMED FUNDS	-	134.83
TOTAL 2012 DISBURSEMENTS	-	<b><u>\$196,590.63</u></b>



## 2012 PROBATE ITEMIZED ACCOUNTING

TOTAL DISBURSEMENTS MADE TO  
**PORTAGE COUNTY:** - **\$167,757.13**

(REFLECTS CLERK FEES, INVESTIGATION  
FEES, DOMESTIC VIOLENCE FEES,  
COMPUTER RESEARCH FEES, CONDUCT OF  
BUSINESS FEES, INDIGENT GUARDIANSHIP  
FEES, AND UNCLAIMED FUNDS.)

(COMPUTER RESEARCH, COMPUTERIZATION  
FEES, CONDUCT OF BUSINESS, AND INDIGENT  
GUARDIANSHIP FEES ARE TO BE MAINTAINED  
IN SEPARATE FUNDS FOR THIS COURT'S USE ONLY.)

TOTAL DISBURSEMENTS MADE TO  
**THE STATE OF OHIO** - **\$ 15,336.00**

(REFLECTS FEES FOR ADOPTION  
BIRTH CERTIFICATES, LEGAL AID,  
AND PUTATIVE FATHER REG. FEES.)

TOTAL DISBURSEMENTS MADE TO THE  
**PORTAGE COUNTY LEGAL NEWS** - **\$13,497.50**

(REFLECTS PUBLISHING COSTS AND  
NEW CASE FILINGS.)

**TOTAL 2012 DISBURSEMENTS:** **\$196,590.63**

Prepared by: D.M. THARP  
14 February 2013



**DIRECTORY OF PERSONNEL**

**PORTAGE COUNTY JUVENILE DIVISION**

**8000 INFIRMARY ROAD  
RAVENNA, OHIO 44266**



**COMMON PLEAS COURT**

**PORTAGE COUNTY**

**JUVENILE DIVISION**

**DIRECTORY OF PERSONNEL**

**THE HONORABLE THOMAS J. CARNES, JUDGE**

**COURT SUPPORT STAFF**

James J. Aylward .....	Chief Magistrate
Joseph Szymanski .....	Magistrate
Denise Metropulos/Tharp .....	Court Reporter Court Administrator Fiscal Administrator
Lenny Sorboro .....	Director of Youth Rehabilitation
Sheila Cecora.....	Chief Deputy Clerk
Robert White.....	Director of Psychology/Substance Abuse Services

**PSYCHOLOGY DEPARTMENT SUPPORT STAFF**

Alison Steinberg.....	Psychological Assistant
-----------------------	----------------------------

**PROBATION, PSYCHOLOGY, AND ADMINISTRATIVE ASSISTANT**

Christy Troyer

**JUVENILE DIRECTORY OF PERSONNEL CONT'D****DEPUTY CLERKS**

Sheila Cecora .....	Chief Deputy Clerk
Lynette Ray.....	Delinquency Clerk
Margaret Carr.....	Job & Family Service Deputy Clerk
Linda Ricci.....	Private Cases Deputy Clerk
Rebecca Hale .....	Child Support Enforcement Clerk
Judy Sheaffer .....	Receptionist and Traffic Deputy Clerk
Michelle Zuponcic .....	Assignment Clerk

**FISCAL DEPARTMENT**

Denise Metropulos/Tharp .....	Grants Coordinator Administrator
Judi Payden.....	Juvenile Court Fiscal Officer

**PROBATION DEPARTMENT**

Lenny Sorboro .....	Director of Youth Rehabilitation
Jeffrey Cunningham.....	Chief Probation Officer
Rory Franks.....	Assistant Chief Probation Officer

**JUVENILE DIRECTORY OF PERSONNEL CONT'D**Probation Dept. Cont'd.

Jennifer Allen.....	Intensive Probation Officer
Ed O'Bryant.....	Intensive Probation Officer
Aaron Heavner.....	Probation Officer
Nicole Lambert.....	Probation Officer
Leonard Bahney.....	Electronic Monitoring Probation Officer
Eugene Clinkscale.....	Probation Officer
Jerry Powell.....	Diversion Services Intervention Specialist
Dan Patz.....	Substance Abuse Specialist
Kelli Stefansic.....	Restitution/ Community Service Officer
Christy Troyer.....	Administrative Assistant
Kimberly Benner.....	Receptionist/Secretary

**JUVENILE DIRECTORY OF PERSONNEL CONT'D**

**LEGAL DEPARTMENT**

Alison Manayan Blackmore .....	Job& Family
Charmine Ballard .....	Service's Prosecutor
Roxanna Lyle.....	Child Support
	Enforcement Prosecutor
Chad Hawks.....	State Prosecutor
Mordechai A. Osina .....	

**BAILIFFS**

Scott Wolverton  
Paul Fisher

**PORTAGE/GEAUGA COUNTY JUVENILE DETENTION CENTER**

THOMAS J. REHNERT, SUPERINTENDENT

BRANDON WINARCHICK, ADMINISTRATIVE ASSISTANT



**2012 PORTAGE COUNTY JUVENILE COURT  
STATISTICS**



<u>CASE TYPE</u>	<u>DELINQUENCY</u>		<u>UNRULY</u>		<u>TRAFFIC</u>	
	<u>2012</u>	<u>2011</u>	<u>2012</u>	<u>2011</u>	<u>2012</u>	<u>2011</u>
NEW CASES FILED	557	542	48	40	506	551
TRANSFERRED IN/ REACTIVATED CASES	<u>159</u>	<u>179</u>	<u>11</u>	<u>9</u>	<u>35</u>	<u>37</u>
<b>TOTAL</b>	716	721	59	49	541	588

	<u>DEP./ABUSED &amp; NEGLECTED</u>		<u>PERMANENT CUSTODY</u>	
NEW CASES FILED	136	148	13	9
TRANSFERRED IN/ REACTIVATED CASES	<u>0</u>	<u>7</u>	<u>4</u>	<u>1</u>
<b>TOTAL</b>	136	155	17	10

	<u>CUSTODY &amp; VISITATION</u>		<u>PARENTAGE</u>		<u>SUPPORT ENFORCEMENT</u>	
NEW CASES FILED	139	148	32	25	149	188
TRANSFERRED IN/ REACTIVATED CASES	<u>150</u>	<u>117</u>	<u>5</u>	<u>4</u>	<u>334</u>	<u>330</u>
<b>TOTAL</b>	289	265	37	29	483	518

	<u>ADULT</u>		<u>OTHER</u>	
NEW CASES FILED	35	28	2	7
TRANSFERRED IN/ REACTIVATED CASES	<u>10</u>	<u>3</u>	<u>0</u>	<u>0</u>
<b>TOTAL</b>	45	31	2	7

<b>TOTAL NEW CASES</b>	<b>1617</b>	<b>1686</b>
<b>TOTAL TRANS./REACT.</b>	<b><u>708</u></b>	<b><u>687</u></b>
<b>TOTAL</b>	<b>2325</b>	<b>2373</b>

**DELINQUENT CHARGES**

<b><u>OFFENSES</u></b>	<b><u>2012</u></b>	<b><u>2011</u></b>	<b><u>OFFENSES</u></b>	<b><u>2012</u></b>	<b><u>2011</u></b>
VEHICULAR MANSLAUGHTER	1	0	COMPLICITY TO AGG.ROBBERY	1	0
VEHICULAR HOMICIDE	1	0	ROBBERY	3	1
AGGRAVATED VEHICULAR ASSAULT	1	0	AGGRAVATED BURGLARY OFFENDER ARMED	1	1
FELONIOUS ASSAULT	3	4	AGGRAVATED BURGLARY	2	1
FELONIOUS ASSAULT DEADLY WEAPON USED	1	1	BURGLARY	9	8
ASSAULT	66	64	COMPLICITY TO BURGLARY	4	3
AGGRAVATED MENACING	9	7	BREAKING & ENTERING	7	2
MENACING	9	4	AGGRAVATED TRESPASSING	2	1
KIDNAPPING	0	2	CRIMINAL TRESPASS	27	17
EXTORTION	1	0	ATTEMPTED THEFT	1	0
RAPE	1	5	THEFT	84	95
ATTEMPTED RAPE	0	2	COMPLICITY TO THEFT	1	2
GSI	2	9	COMPLICITY TO UNAUTH. USE OF M/V	1	0
SEXUAL IMPOSITION	1	0	UNAUTH. USE OF M/V	5	9
PUBLIC INDECENCY	0	2	UNAUTH. USE OF PROPERTY	0	1
DISSEMINATING MATTER HARMFUL TO JUVENILES	0	1	TELECOMMUNICATIONS FRAUD	1	0
AGGRAVATED ARSON	0	2	PASSING BAD CHECKS	0	1
ARSON	2	0	MISUSE OF CREDIT CARD	3	1
DISRUPTING PUBLIC SERVICE	0	2	FORGERY	1	1
VANDALISM	10	7	CRIMINAL SIMULATION	0	1
CRIMINAL DAMAG./ENDANG.	27	38	TAMPERING WITH RECORDS	1	0
CRIMINAL MISCHIEF	11	8	TAKING THE IDENTITY OF ANOTHER	1	0
VEHICULAR VANDALISM	0	2	RECEIVING STOLEN PROPERTY	26	23
AGG. ROBBERY OFFENDER ARMED	1	2	INCITING TO VIOLENCE	0	1

<u>OFFENSES</u>	<u>2012</u>	<u>2011</u>	<u>OFFENSES</u>	<u>2012</u>	<u>2011</u>
DISORDERLY CONDUCT	48	63	POSS. OF MARIJUANA	14	20
TELECOMM. HARASSMENT	2	0	DRUG ABUSE	9	10
INDUCING PANIC	7	2	POSSESSION OF DRUGS	39	26
MAKING FALSE ALARMS	4	0	POSSESSING DRUG ABUSE INSTRUMENTS	1	2
DOMESTIC VIOLENCE	91	82	POSS. OF DRUG PARAPH.	37	42
TAMPERING W EVIDENCE	0	2	ABUSING HARMFUL INTOXICANTS	3	5
FALSIFICATION	4	4	OPEN CONTAINER	3	2
OBST. OFFICIAL BUSINESS	16	20	PRESENTING FALSE INFO TO POLICE OFFICER	0	2
FAILURE TO COMPLY WITH ORDER/SIGNAL	1	4	PROHIBITIONS	81	77
FLEEING/ELUDING	1	1	DANGEROUS DRUGS	1	1
RESISTING ARREST	13	11	UNAUTH PRACTICE OF A PHARMACY	0	2
ESCAPE	1	1	POSSESSION OF AIR GUN	0	2
HARASSMENT BY INMATE	1	0	POSSESS/DISCHARGE FIREWORKS	0	1
ATTEMPTED	1	0	SPECIAL DEER OR WILD TURKEY PERMITS	0	1
COMPLICITY	3	4	PROHIBITING INJURING PERS/PROPERTY HUNTING	0	1
ILLEGAL CONVEY./POSS. OF A DEADLY WEAPON IN SCHOOL ZONE	2	3	DYS PLACEMENT	0	2
CCW	2	6	PAROLE VIOLATION	1	0
DISCHARGING FIREARMS	1	3	TRUANCY BY DELINQ.	39	19
POSS. OF CRIMINAL TOOLS	8	2	UNRULY OFFENSES FILED W DELINQUENT OFFENSE	42	58
TRAFFICKING IN DRUGS	0	9			
TRAFFICKING IN MARIJUANA	1	0			
COMPLICITY TO ILLEGAL ASSEMBLY/POSS OF CHEM. FOR MANUF OF DRUGS	1	0			
ILLEGAL ASSEMBLY/POSS OF CHEM. FOR MANUF OF DRUG	2	0			
CULTIVATION OF MARIJUANA	3	0			
			<b>TOTAL CHARGES</b>	<b>810</b>	<b>822</b>
			<b>TOTAL CASES</b>	<b>716</b>	<b>721</b>

**NOTICE OF ALLEGED PROBATION/DISPOSITION VIOLATIONS**

	<b><u>2012</u></b>	<b><u>2011</u></b>
EXTEND THE CHILD'S PROBATION	0	0
IMPOSE THE CHILD'S PREV. SUSPENDED PERIOD OF DETENTION	1	0
REVIEW AND/OR MODIFY THE COURT'S PREV. DISP. ORDER	1	1
REVOKE THE COURT'S PREV. ORDER OF HOUSE ARREST & DETAIN	0	1
REVOKE THE CHILD'S PROBATION	107	121
PAROLE VIOLATIONS	3	4
DISPOSITION VIOLATIONS	<u>24</u>	<u>13</u>
<b>TOTAL</b>	<b>136</b>	<b>140</b>

**ADULT CHARGES FILED**

	<b><u>2012</u></b>	<b><u>2011</u></b>
CONTRIBUTING TO THE UNRULINESS/DELINQUENCY OF A MINOR	38	22
FAILING TO SEND CHILD TO SCHOOL	<u>8</u>	<u>8</u>
<b>TOTAL</b>	<b>46</b>	<b>30</b>

**UNRULY CHARGES****WARRANTS**

<b><u>OFFENSE</u></b>	<b><u>2012</u></b>	<b><u>2011</u></b>		<b><u>ISSUED</u></b>	<b><u>SERVED</u></b>
CURFEW	17	8	ADULT	7	11
RUNAWAY	2	0	CIVIL	62	63
TRUANCY	0	1	DELINQ./UNRULY	83	80
TOBACCO VIOL	2	1	TRAFFIC	<u>3</u>	<u>3</u>
UNRULY	<u>40</u>	<u>37</u>		<b>155</b>	<b>158</b>
<b>TOTAL</b>	<b>61</b>	<b>47</b>			

**TRAFFIC CHARGES**

<b><u>OFFENSE</u></b>	<b><u>2012</u></b>	<b><u>2011</u></b>	<b><u>OFFENSE</u></b>	<b><u>2012</u></b>	<b><u>2011</u></b>
OWNER REQ. TO FILE APPLIC	5	5	APPROACHING STATIONARY PUBLIC SAFETY VEHICLE	1	0
TRANSF OF OWNERSHIP & REGISTRATION	0	1	SPEED	89	85
FAILURE TO DISPLAY PLATES	8	6	SPEED FOR CONDITIONS	6	17
DISPLAY OF PLACE CARDS	1	0	SPEED ZONE REDUCED	51	52
REQ. ANNUAL REGISTRATION	0	1	SPEED ZONES 55 MPH	35	32
OPERATORS PERMIT W/O A LICENSED DRIVER	2	0	SPEED ZONE 65 MPH	44	58
DRIV UNDER FRA SUSP.	1	1	LANES OF TRAVEL	5	2
DRIV. UNDER SUSPENSION	11	6	RULES OF PASSING VEHICLES	1	2
NO OPERATORS LICENSE	18	27	PASSING ON THE RIGHT	2	0
PROB. LICENSE FOR MINOR	15	18	DRIVING LEFT OF CENTER	2	1
ALL OCCUPANTS SECURE	1	0	HAZARDOUS ZONES	3	1
LICENSE REQ. ON PERSONS	0	2	VIOL. OF ONE WAY TRAFFIC	1	3
EXCESS PASSENGERS WITH JUVENILE	0	2	DRIVING IN MARKED LANES	9	14
FAILURE TO DISPLAY O.L.	0	1	FOLLOWING TOO CLOSE	1	2
DISOBEYING TRAFFIC CONTROL DEVICE/SIGNS	13	15	URNS AT INTERSECTIONS	3	1
SIGNAL LIGHTS	9	12	U-TURNS	1	1
D.U.I.	9	14	STARTING & BACKING	5	11
MARIJUANA METABOLITE	3	0	TURN & STOP SIGNS	6	3
O.V.U.A.C.	8	10	FTY @ INTERSECTIONS	4	1
RECKLESS OPERATION	11	7	FTY TURNING LEFT	14	16
RECKLESS OPERATION ON PRIVATE PROPERTY	4	3	FTY @ STOP & YIELD SIGNS	35	40
FAILURE TO CONTROL	46	52	FTY FROM PRIVATE DRIVE	10	14
ASSURED CLEAR DISTANCE	55	66	FTY TO A PUBLIC SAFETY VEHICLE	2	0
			FTY TO FUNERAL PROCESSION	0	1

**TRAFFIC CHARGES**

<b><u>OFFENSE</u></b>	<b><u>2012</u></b>	<b><u>2011</u></b>		<b><u>2012</u></b>	<b><u>2011</u></b>
FTY TO PEDESTRIAN	1	0			
PARKING HANDICAP ZONE	0	2	<b>TOTAL TRAFFIC CHARGES</b>	<b>611</b>	<b>670</b>
MOTORIZED BICYCLE RULES	1	0	<b>TOTAL TRAFFIC CASES</b>	<b>541</b>	<b>588</b>
SCHOOL BUS VIOLATION	2	2			
NO CHILD RESTRAINT	2	0			
LITTERING	1	1			
MAXIMUM BUMPER HEIGHT	0	1	<b><u>PORTAGE COUNTY</u></b>		
UNSAFE VEHICLE	1	4	<b><u>LAW ENFORCEMENT FILINGS</u></b>		
LIGHTED LIGHTS REQUIRED	2	3		<b><u>2012</u></b>	<b><u>2011</u></b>
HEADLIGHTS	2	1	AURORA	56	53
TAIL & LICENSE LIGHTS	6	1	BRADY LAKE	0	2
FAILURE TO DIM LIGHTS	2	1	BRIMFIELD	25	19
TINTED WINDSHIELDS	2	0	GARRETTSVILLE	2	6
SEATBELT	31	39	HIRAM	8	2
PRESENTING FALSE INFO. TO POLICE OFFICER	0	1	KENT	50	67
PROHIBITIONS ON USE	3	4	KENT STATE UNIVERSITY	4	3
OPERATOR'S LICENSE REQ.	0	1	MOGADORE	4	5
HIT SKIP LEAVING THE SCENE	0	1	MANTUA	22	18
HIT SKIP LEAVING THE SCENE INVOLV. INJURY	4	0	ODNR	0	3
HIT SKIP -PRIVATE PROPERTY	0	1	OSP POST 67	272	289
FICTITIOUS PLATES	0	1	OSP 91	12	13
SHORTCUTTING	1	0	PCSO	25	48
			RAVENNA	24	30
			STREETSBORO	68	68
			WINHDAM	<u>4</u>	<u>5</u>
			<b>TOTAL PORTAGE COUNTY</b>	<b>576</b>	<b>631</b>
			<b>FILINGS TRANSFERRED FROM OTHER COUNTIES</b>	<b>35</b>	<b>39</b>



**DEPENDENT, NEGLECTED & ABUSED CHARGES**

<b><u>DEPENDENCY</u></b>	<b><u>2012</u></b>	<b><u>2011</u></b>
DEPARTMENT OF JOB & FAMILY SERVICES - EMERGENT	74	75
DEPARTMENT OF JOB & FAMILY SERVICES - NON-EMERGENT	62	74
<b>TOTAL</b>	<b>136</b>	<b>149</b>

**NEGLECT**

DEPARTMENT OF JOB & FAMILY SERVICES - EMERGENT	66	66
DEPARTMENT OF JOB & FAMILY SERVICES - NON -EMERGENT	43	68
<b>TOTAL</b>	<b>109</b>	<b>134</b>

**ABUSED**

DEPARTMENT OF JOB & FAMILY SERVICES - EMERGENT	54	46
DEPARTMENT OF JOB & FAMILY SERVICES - NON- EMERGENT	<u>32</u>	<u>32</u>
<b>TOTAL</b>	<b>86</b>	<b>78</b>

**MOTION FOR PERMANENT CUSTODY/SURRENDER**

<b>17</b>	<b>10</b>
-----------	-----------

**ALL OTHER CASES**

DRIVING UNDER SUSP. WITHDRAW FROM SCHOOL	0	1
INTERSTATE COMPACT	1	0
JUDICIAL BY-PASS	1	1
MISCELLANEOUS	0	2
NOTICE OF ADOPTION AGREEMENT	0	2
PETITION FOR CIVIL PROTECTION ORDER	<u>0</u>	<u>1</u>
<b>TOTAL</b>	<b>2</b>	<b>7</b>

**PATERNITY**

PATERNITY COMPLAINT - PRIVATE COUNSEL FILINGS	23	12
PATERNITY COMPLAINT - CHILD SUPPORT ENFORCEMENT FILINGS	<u>10</u>	<u>13</u>
<b>TOTAL</b>	<b>33</b>	<b>25</b>

**CUSTODY AND VISITATION****NEW CASES FILED**

	<b><u>2012</u></b>	<b><u>2011</u></b>
CARETAKER AUTHORIZATION FORM	1	1
COMPLAINT FOR CUSTODY	81	86
COMPLAINT FOR CUSTODY AND CHILD SUPPORT	2	7
COMPLAINT FOR SHARED PARENTING	4	1
COMPLAINT TO ESTABLISH VISITATION	9	22
POWER OF ATTORNEY	<u>42</u>	<u>31</u>
<b>TOTAL</b>	<b>139</b>	<b>148</b>

**TRANSFERRED/REACTIVATED CASES & MOTIONS**

MOTION FOR CHANGE OF CUSTODY	35	46
MOTION FOR CONTEMPT	13	17
MOTION FOR CUSTODY	34	20
MOTION TO MODIFY VISITATION	14	11
MOTION TO MODIFY SHARED PARENTING	9	0
MOTION FOR SHARED PARENTING	3	2
MOTION FOR VISITATION	24	14
MOTION TO TERMINATE VISITATION	1	2
SECOND/SUBSEQUENT POA/CA	<u>17</u>	<u>5</u>
<b>TOTAL</b>	<b>150</b>	<b>117</b>

**SUPPORT ENFORCEMENT OR MODIFICATION****NEW CASES FILED**

COMPLAINT FOR CHILD SUPPORT	3	7
COMPLAINT FOR CHILD SUPPORT/ADOPTION OF ADMIN. ORDERS	131	169
MOTION TO MODIFY CHILD SUPPORT	4	1
MOTION TO TERMINATE CHILD SUPPORT	4	5
REVIEW/OBJECTION TO ADMINISTRATIVE ORDER	<u>7</u>	<u>4</u>
<b>TOTAL</b>	<b>149</b>	<b>186</b>

**TRANSFERRED/REACTIVATED CASES & MOTIONS**

MOTION FOR CHILD SUPPORT	39	41
MOTION FOR CONTEMPT	4	5
MOTION TO DETERMINE ARREARAGES AND CONTEMPT	156	129
MOTION TO IMPOSE SUSPENDED SENTENCE/CONTEMPT	21	13
MOTION TO MODIFY CHILD SUPPORT	15	17
MOTION TO TERMINATE CHILD SUPPORT	12	11
NOTICE OF REVISED AMOUNT OF CHILD SUPPORT	85	113
REVIEW/OBJECTION TO ADMINISTRATIVE ORDER	<u>2</u>	<u>0</u>
<b>TOTAL</b>	<b>334</b>	<b>329</b>

**DISPOSITION STATISTICS\*****DELINQUENCY CASES\***

COMMUNITY SERVICE	10
COSTS	12
COSTS SUSPENDED	4
DISMISSED	251
DYS	8
DYS SUSPENDED	11
HOUSE ARREST	1
ELECTRONIC MONITORING	1
JAIL	3
JAIL SUSPENDED	2
NO DISPOSITION ORDERED	3
NOT AVAILABLE	6
PROBATION	2
PROTECTIVE SUPERVISION	1
TRAINING/TREATMENT/EVAL.	126
TRAINING/TREATMENT/EVAL. SUSPENDED	189
TRANSFER TO ANOTHER COUNTY	44
WARRANT	<u>23</u>
<b>TOTAL</b>	<b>697</b>

**UNRULY CASES\***

COMMUNITY SERVICE	7
COSTS	5
COSTS SUSPENDED	7
DISMISSED	25
HOUSE ARREST	1
NOT AVAILABLE	1
PROBATION	5
TRANSFER TO ANOTHER COUNTY	5
WARRANT	<u>6</u>
<b>TOTAL</b>	<b>61</b>

**TRAFFIC CASES\***

ADMIT	320
ADMIT/AMENDED CHARGE	47
ADMIT -WAIVER CITATION	113
DISMISSED	19
NO CONTEST	31
WARRANT	<u>3</u>
<b>TOTAL</b>	<b>533</b>

**PERMANENT CUSTODY**

MOT TO W/DRAW CMPLT GRANTED	2
PERMANENT CUSTODY GRANTED	<u>16</u>
<b>TOTAL</b>	<b>18</b>

**DEP./NEG./ABUSED CASES\***

DISMISSED	25
LEGAL CUSTODY	2
LEGAL CUST. PROT. SUPERV.	19
MOT TO W/DRAW CMPLT GRANTED	1
PROTECTIVE SUPERVISION	33
TEMP. CUSTODY/PCDJFS	63
TEMP. CUSTODY/ PROT. SUPERV.	2
TRANSFER TO ANOTHER COUNTY	<u>1</u>
<b>TOTAL</b>	<b>146</b>

**ADULT CASES\***

COSTS	7
COSTS SUSPENDED	2
DISMISSED	26
JAIL	1
JAIL SUSPENDED	2
WARRANT	<u>7</u>
<b>TOTAL</b>	<b>45</b>

**CUSTODY & VISIT./PATERNITY/  
SUPPORT ENFORCEMENT**

ADMIT	22
COMPLAINT DENIED	5
COMPLAINT GRANTED	155
COMPLAINT WITHDRAWN	10
DISMISSED COMPLAINT/MOTION	85
MODIFICATION GRANTED	88
MOTION DENIED	41
MOTION GRANTED	263
MOT TO WITHDRAW MOT GRANTED	7
NO DISPOSITION ORDERED	62
SHARED PARENTING	20
WARRANT	<u>46</u>
<b>TOTAL</b>	<b>804</b>

**OTHER CASES**

COMPLAINT GRANTED	1
NO DISPOSITION	1
<b>TOTAL</b>	<b>2</b>

\*DISPOSITIONS ABOVE REPRESENT THE PRINCIPLE DISPOSTITION ORDERED. A CASE CAN HAVE MORE THAN ONE DISPOSTITION.



**2012 PORTAGE COUNTY JUVENILE COURT**  
**FISCAL ACCOUNTING**



**ITEMIZED ACCOUNTING FOR  
THE PORTAGE COUNTY JUVENILE COURT  
FOR CALENDAR YEAR 2012**

**REVENUE:**

OPEN ITEMS AS OF DECEMBER 31, 2011	-	\$ 11,961.68
RECEIPTS COLLECTED IN YEAR 2012	-	111,060.16
<b>TOTAL 2012 REVENUE</b>	-	<b><u>\$123,021.84</u></b>

---

**DISBURSEMENTS:**

JANUARY 2012 THROUGH DECEMBER 2012  
DISBURSEMENTS – (VERIFIED BY END OF YEAR  
ACTUAL LISTING REPORTS) - \$116,355.42

TOTAL DISBURSEMENTS FOR 2012	-	<b><u>\$116,355.42</u></b>
------------------------------	---	----------------------------

---

TOTAL REVENUE COLLECTED LESS DISBURSEMENTS IN 2012	-	<b><u>\$ 6,666.42</u></b>
---	---	---------------------------

---

OPEN ITEMS ENDING DECEMBER 31, 2012 (VERIFIED BY BANK STATEMENT AND OPEN ITEMS COMPUTER REPORT)	-	<b><u>\$ 6,666.42</u></b>
---	---	---------------------------

12/31/12 ENDING BANK BALANCE (VERIFIED ON THIS COURT'S 12/12 BANK STATEMENT)	-	\$ 9,156.76
--	---	-------------

LESS OUTSTANDING CHECKS (INCLUDED ARE DECEMBER 2012 EOM CHECKS NOT YET CASHED)	-	\$ 2,490.34
--	---	-------------

BALANCE FOR YEAR 2012	-	<b><u>\$ 6,666.42</u></b>
-----------------------	---	---------------------------

ITEMIZED ACCOUNTING  
JUVENILE COURT 2012

AVAILABLE ARE THIS COURT'S MONTHLY  
ACTUAL LISTING REPORTS AND THIS  
COURT'S BANK TRANSACTION LISTING REPORTS  
VERIFYING DEPOSITS AND REFUNDS.

- - -

**2012 DISBURSEMENTS TOTALING**

**\$116,355.42**

REHABILITATIVE SUPPORT	-	13,621.50
COURT COUSTS	-	30,186.46
COUNTY FINES	-	16,312.78
REPARATION/VICTIM CRIME	-	6,976.16
SEATBELT FINES	-	720.00
OHIO STATE PATROL FINES	-	4,865.81
CLERK FEES	-	374.30
COMPUTER RESEARCH	-	3,397.89
COMPUTERIZATION FEE	-	11,248.55
SEALING/EXPUNGEMENT FEES	-	300.00
BRIMFIELD POLICE DEPARTMENT	-	357.60
GOSHEN TOWNSHIP P.D.	-	10.00
MARLBORO POLICE DEPARTMENT	-	15.00
SMITH TOWNSHIP P.D.	-	15.00
INDIGENT APPLICATION FEES	-	3,152.47
LAW LIBRARY	-	397.60
PORTAGE COUNTY LEGAL NEWS	-	409.00
DRUG LAW ENFORCEMENT FUND	-	1,440.75
INDIGENT DRIVER'S ALCOHOL FUND	-	637.50
INDIGENT DEFENSE SUPPORT FUND	-	16,750.94
JUSTICE PROGRAM SERVICE	-	46.75
RETURN OF BONDS	-	5,000.00
UNCLAIMED FUNDS	-	119.36

**TOTAL 2012 DISBURSEMENTS - \$116,355.42**



ITEMIZED ACCOUNTING  
JUVENILE COURT 2012

**2012 DISBURSEMENTS**  
**MADE TO PORTAGE COUNTY:**

\$ 13,621.50 in Detention Support Fees  
30,186.46 in Court Costs  
16,312.78 in County Fines  
374.30 in Clerk Fees  
3,397.89 in Computer Research  
11,248.55 in Computerization Fees  
119.36 in Unclaimed Funds

**TOTAL: \$ 75,260.84**

**2012 DISBURSEMENTS MADE**  
**TO THE STATE OF OHIO:**

\$ 6,976.16 in Reparation/Victim Crime  
720.00 in Seatbelt Fees  
4,865.81 in OSP Fines  
46.75 in Justice Program Services  
1,440.75 in Drug Law Enforcement Fund  
637.50 in Indigent Alcohol Driver's Fund  
16,750.94 in Indigent Defense Support fund

**TOTAL: \$31,437.91**

**OTHER 2012 DISBURSEMENTS:**

\$ 409.00 to Portage County Legal News for Publication costs  
397.60 to Portage County Law Library  
which is 50% of Township Fees  
3,152.47 Indigent Application Fees  
300.00 Sealing/Expungement Fees  
5,000.00 Return of Bonds

**TOTAL: \$9,259.07**

ITEMIZED ACCOUNTING  
JUVENILE COURT 2012

**FOLLOWING DISBURSEMENTS TO TOWNSHIP POLICE  
DEPARTMENTS REPRESENTS 50% OF FINES COLLECTED:**

\$ 357.60 to Brimfield Police Department  
10.00 to Goshen Township Police Department  
15.00 to Marlboro Police Department  
15.00 to Smith Township Police Department

**TOTAL DISBURSEMENTS TO POLICE AGENCIES: \$397.60**

**TOTAL 2012 DISBURSEMENTS: \$116,355.42**

Prepared by: D.M. Tharp – 15 January 2013

**2012 PORTAGE COUNTY JUVENILE COURT  
DEPARTMENT OF YOUTH REHABILITATION  
STATISTICAL DATA**



**DEPARTMENT OF YOUTH REHABILITATION**

**STATISTICAL DATA**

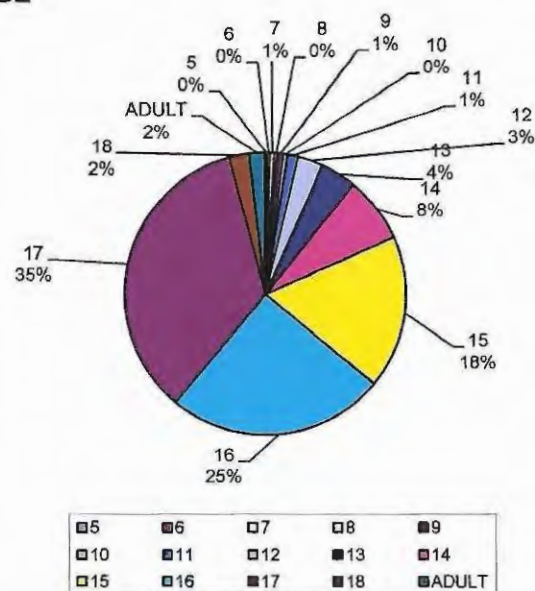
**2012**

**CLASSIFICATION BY COMPLAINTS RECEIVED**

1. Classification by Age
2. Classification by Gender
3. Classification by Offense Level
4. Classification by Race
5. Classification by Action Taken
6. Classification by Referral Source
  - A. Law Enforcement Departments
  - B. Department of Youth Rehabilitation
  - C. Out of County Departments
  - D. Portage County Schools
7. Classification by Offense

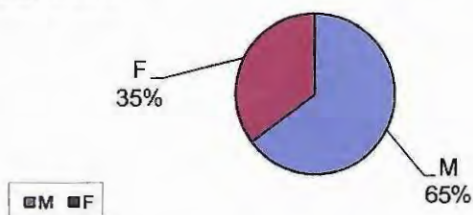
AGE	TOTAL	PERCENT
5	3	0.21%
6	5	0.35%
7	7	0.50%
8	5	0.35%
9	9	0.64%
10	7	0.50%
11	17	1.21%
12	41	2.91%
13	58	4.11%
14	107	7.59%
15	248	17.59%
16	354	25.11%
17	491	34.82%
18	32	2.27%
ADULT	26	1.84%
<b>TOTAL</b>	<b>1410</b>	<b>100.00%</b>

AGE



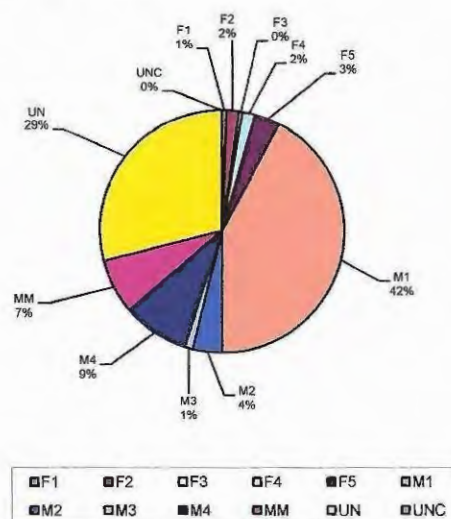
GENDER	TOTAL	PERCENT
M	913	64.75%
F	497	35.25%
<b>TOTAL</b>	<b>1410</b>	<b>100.00%</b>

GENDER



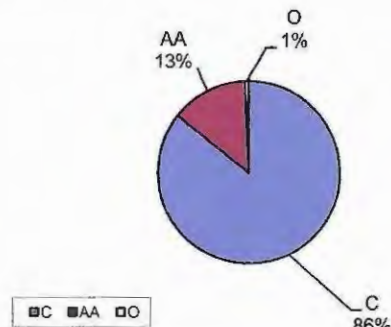
OFFENSE LEVEL	TOTAL	PERCENT
F1	8	0.57%
F2	23	1.63%
F3	7	0.50%
F4	24	1.70%
F5	48	3.40%
M1	595	42.20%
M2	55	3.90%
M3	15	1.06%
M4	123	8.72%
MM	103	7.30%
UN	409	29.01%
UNC	0	0.00%
<b>TOTAL</b>	<b>1410</b>	<b>100.00%</b>

OFFENSE LEVEL



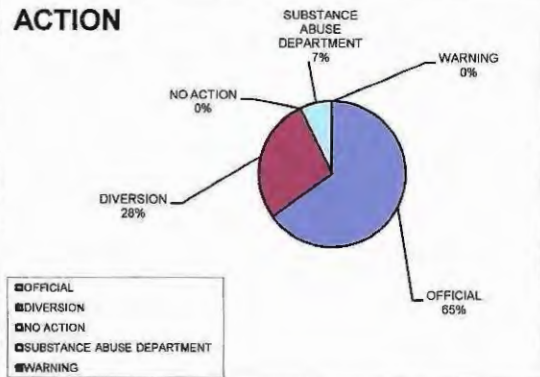
RACE	TOTAL	PERCENT
C	1208	85.67%
AA	192	13.62%
O	10	0.71%
<b>TOTAL</b>	<b>1410</b>	<b>100.00%</b>

## RACE



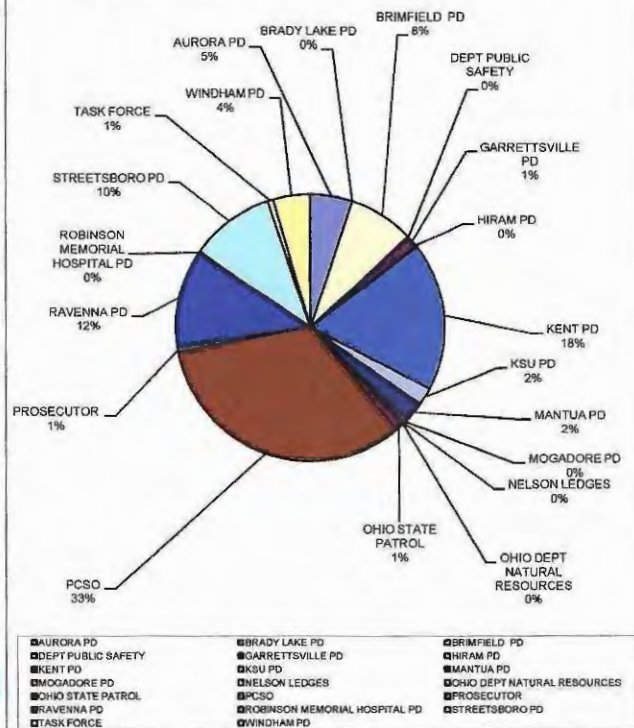
ACTION	TOTAL	PERCENT
OFFICIAL	917	65.04%
DIVERSION	392	27.80%
NO ACTION	0	0.00%
SUBSTANCE ABUSE DEPARTMENT	101	7.16%
WARNING	0	0.00%
<b>TOTAL</b>	<b>1410</b>	<b>100.00%</b>

## ACTION



LAW ENFORCEMENT REFERRALS	TOTAL	PERCENT
AURORA PD	52	5.05%
BRADY LAKE PD	0	0.00%
BRIMFIELD PD	82	7.96%
DEPT PUBLIC SAFETY	1	0.10%
GARRETTSVILLE PD	12	1.17%
HIRAM PD	3	0.29%
KENT PD	186	18.06%
KSU PD	22	2.14%
MANTUA PD	25	2.43%
MOGADORE PD	5	0.49%
NELSON LEDGES	0	0.00%
OHIO DEPT NATURAL RESOURCES	4	0.39%
OHIO STATE PATROL	9	0.87%
PCSO	340	33.01%
PROSECUTOR	7	0.68%
RAVENNA PD	122	11.84%
ROBINSON MEMORIAL HOSPITAL PD	2	0.19%
STREETSBORO PD	105	10.19%
TASK FORCE	7	0.68%
WINDHAM PD	46	4.47%
<b>TOTAL</b>	<b>1030</b>	<b>100.00%</b>

## LAW ENFORCEMENT REFERRALS

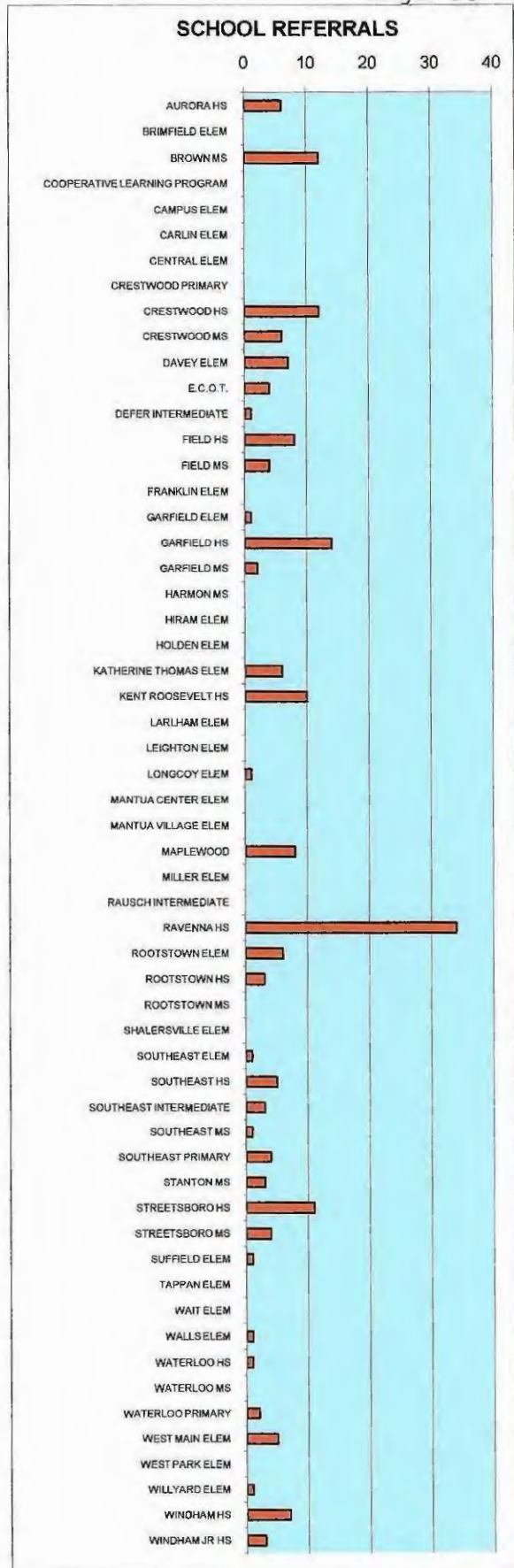









SCHOOL REFERRALS	TOTAL	PERCENT
AURORA HS	6	3.03%
BRIMFIELD ELEM	0	0.00%
BROWN MS	12	6.06%
COOPERATIVE LEARNING PROGRAM	0	0.00%
CAMPUS ELEM	0	0.00%
CARLIN ELEM	0	0.00%
CENTRAL ELEM	0	0.00%
CRESTWOOD PRIMARY	0	0.00%
CRESTWOOD HS	12	6.06%
CRESTWOOD MS	6	3.03%
DAVEY ELEM	7	3.54%
E.C.O.T.	4	2.02%
DEFER INTERMEDIATE	1	0.51%
FIELD HS	8	4.04%
FIELD MS	4	2.02%
FRANKLIN ELEM	0	0.00%
GARFIELD ELEM	1	0.51%
GARFIELD HS	14	7.07%
GARFIELD MS	2	1.01%
HARMON MS	0	0.00%
HIRAM ELEM	0	0.00%
HOLDEN ELEM	0	0.00%
KATHERINE THOMAS ELEM	6	3.03%
KENT ROOSEVELT HS	10	5.05%
LARLHAM ELEM	0	0.00%
LEIGHTON ELEM	0	0.00%
LONGCOY ELEM	1	0.51%
MANTUA CENTER ELEM	0	0.00%
MANTUA VILLAGE ELEM	0	0.00%
MAPLEWOOD	8	4.04%
MILLER ELEM	0	0.00%
RAUSCH INTERMEDIATE	0	0.00%
RAVENNA HS	34	17.17%
ROOTSTOWN ELEM	6	3.03%
ROOTSTOWN HS	3	1.52%
ROOTSTOWN MS	0	0.00%
SHALERSVILLE ELEM	0	0.00%
SOUTHEAST ELEM	1	0.51%
SOUTHEAST HS	5	2.53%
SOUTHEAST INTERMEDIATE	3	1.52%
SOUTHEAST MS	1	0.51%
SOUTHEAST PRIMARY	4	2.02%
STANTON MS	3	1.52%
STREETSBORO HS	11	5.56%
STREETSBORO MS	4	2.02%
SUFFIELD ELEM	1	0.51%
TAPPAN ELEM	0	0.00%
WAIT ELEM	0	0.00%
WALLS ELEM	1	0.51%
WATERLOO HS	1	0.51%
WATERLOO MS	0	0.00%
WATERLOO PRIMARY	2	1.01%
WEST MAIN ELEM	5	2.53%
WEST PARK ELEM	0	0.00%
WILLYARD ELEM	1	0.51%
WINDHAM HS	7	3.54%
WINDHAM JR HS	3	1.52%
<b>TOTAL</b>	<b>198</b>	<b>100.00%</b>



## OFFENSE - Page 1

TOTAL PERCENT

AGGRAVATED ASSAULT	0	0.00%
AGGRAVATED ARSON	0	0.00%
AGGRAVATED BURGLARY	2	0.14%
AGGRAVATED MENACING	9	0.64%
ATTEMPTED MURDER	0	0.00%
AGGRAVATED ROBBERY	2	0.14%
ABUSING HARMFUL INTOXICANTS	3	0.21%
AGGRAVATED TRESPASS	2	0.14%
ARSON	1	0.07%
ASSAULT	58	4.11%
ASSAULT-DETENTION OFFICER	3	0.21%
ASSAULT-POLICE OFFICER	5	0.35%
ASSAULT-TEACHER	2	0.14%
ASSAULT EMERGENCY PERSONNEL	1	0.07%
ATTEMPT ARSON	0	0.00%
ATTEMPT BURGLARY	0	0.00%
ATTEMPT RAPE	0	0.00%
ATTEMPT THEFT	2	0.14%
ATTEMPT FELONIOUS ASSAULT	0	0.00%
ATTEMPT GROSS SEXUAL IMPOSITION	0	0.00%
BREAKING AND ENTERING	7	0.50%
BURGLARY	9	0.64%
CARRYING CONCEALED WEAPON	2	0.14%
CHILD ENDANGERING	0	0.00%
COMPLICITY AGGRAVATED BURGLARY	0	0.00%
COMPLICITY AGGRAVATED ROBBERY	1	0.07%
COMPLICITY ARSON	0	0.00%
COMPLICITY ASSAULT	0	0.00%
COMPLICITY AUTO THEFT	0	0.00%
COMPLICITY BURGLARY	4	0.28%
COMPLICITY CRIMINAL DAMAGING	0	0.00%
COMPLICITY DRUG ABUSE	0	0.00%
COMPLICITY DRUG PARAPHERNALIA	0	0.00%
COMPLICITY DRUG TRAFFICKING	0	0.00%
COMPLICITY FALSE ALARM	0	0.00%
COMPLICITY FELONIOUS ASSAULT	0	0.00%
COMPLICITY FORGERY	0	0.00%
COMPLICITY INDUCING PANIC	0	0.00%
COMPLICITY ROBBERY	0	0.00%
COMPLICITY THEFT	4	0.28%
COMPLICITY UNAUTHORIZED USE MOTOR VEHICLE	1	0.07%
COMPLICITY VANDALISM	0	0.00%
CONTRIBUTING	37	2.62%
CULTIVATION MARIJUANA	1	0.07%
COMPLICITY MANUFACTURE DRUGS	1	0.07%
CRIMINAL MISCHIEF	14	0.99%
CRIMINAL DAMAGING	28	1.99%
CRIMINAL TRESPASS	31	2.20%
CRUELTY TO ANIMALS	0	0.00%
CURFEW	70	4.96%
DISORDERLY CONDUCT	54	3.83%






## OFFENSE - Page 2

TOTAL PERCENT

DANGEROUS DRUGS	1	0.07%
DANGEROUS ORDINANCE	0	0.00%
CONVEYANCE PROHIBITED ITEMS	0	0.00%
DISCHARGE FIREARM	1	0.07%
DISCHARGE FIREWORKS	0	0.00%
DISRUPTING PUBLIC SERVICE	0	0.00%
DISSEMINATE HARMFUL MATTER	0	0.00%
DOMESTIC VIOLENCE	84	5.96%
DRUG ABUSE	1	0.07%
DRUG PARAPHERNALIA	57	4.04%
DRUG TAMPERING	0	0.00%
DRUG TRAFFICKING	1	0.07%
EXTORTION	0	0.00%
ESCAPE	1	0.07%
ETHNIC INTIMIDATION	0	0.00%
FAILURE TO COMPLY	0	0.00%
FAILURE TO SEND TO SCHOOL	4	0.28%
FALSE ALARM	0	0.00%
FALSE INFORMATION	0	0.00%
FALSIFICATION	4	0.28%
FELONIOUS ASSAULT	4	0.28%
FELONIOUS THEFT	0	0.00%
FICTITIOUS ID	0	0.00%
FAIL TO STOP-ACCIDENT	0	0.00%
FLEEING AND ELUDING	2	0.14%
FORGERY	1	0.07%
FAIL TO SUBMIT-SCHOOL	10	0.71%
GRAND THEFT	0	0.00%
GRAND THEFT AUTO	0	0.00%
GROSS SEXUAL IMPOSITION	0	0.00%
HARASSMENT BY INMATE	1	0.07%
ILLEGAL POSSESSION DEADLY WEAPON	0	0.00%
ILLEGAL CONVEYANCE	1	0.07%
IMPROPERLY FURNISHING FIREARMS	0	0.00%
IMPORTUNING	0	0.00%
INCITING VIOLENCE	0	0.00%
INDUCING PANIC	6	0.43%
ILLEGAL MANUFACTURE DRUGS	4	0.28%
IDENTITY FRAUD	1	0.07%
INTIMIDATION OF VICTIM	0	0.00%
INVOLUNTARY MANSLAUGHTER	0	0.00%
LITTERING	0	0.00%
MAKING FALSE ALARM	3	0.21%
MENACING	9	0.64%
KIDNAPPING	0	0.00%
MISUSE OF CREDIT CARD	3	0.21%
MENACING BY STALKING	0	0.00%
MURDER	0	0.00%
NEGLIGENT HUNTING	0	0.00%
NO DEER PERMIT	0	0.00%
NUDITY ORIENTED MATERIAL	0	0.00%
OBSTRUCT JUSTICE	2	0.14%
OBSTRUCT OFFICIAL BUSINESS	14	0.99%
OPEN CONTAINER	3	0.21%

## OFFENSES

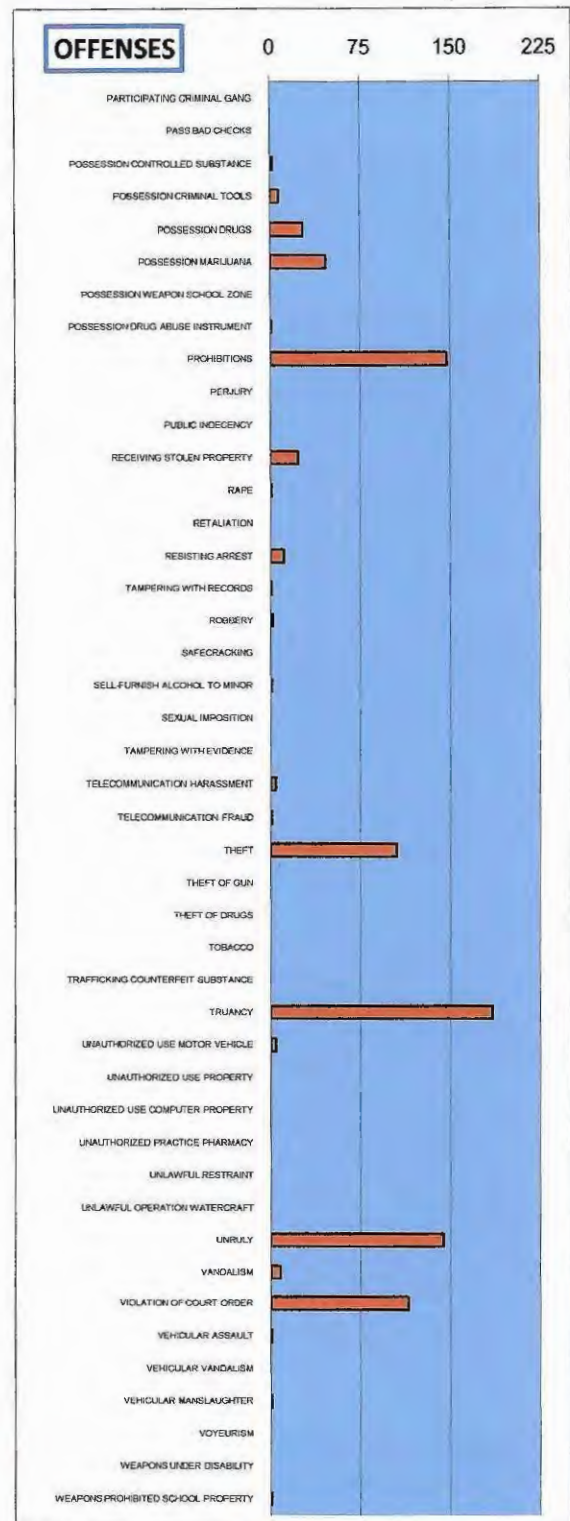


## OFFENSE - Page 3

## PERCENT

PARTICIPATING CRIMINAL GANG	0	0.00%
PASS BAD CHECKS	0	0.00%
POSSESSION CONTROLLED SUBSTANCE	2	0.14%
POSSESSION CRIMINAL TOOLS	7	0.50%
POSSESSION DRUGS	27	1.91%
POSSESSION MARIJUANA	46	3.26%
POSSESSION WEAPON SCHOOL ZONE	0	0.00%
POSSESSION DRUG ABUSE INSTRUMENT	1	0.07%
PROHIBITIONS	147	10.43%
PERJURY	0	0.00%
PUBLIC INDECENCY	0	0.00%
RECEIVING STOLEN PROPERTY	23	1.63%
RAPE	1	0.07%
RETALIATION	0	0.00%
RESISTING ARREST	11	0.78%
TAMPERING WITH RECORDS	1	0.07%
ROBBERY	2	0.14%
SAFECRACKING	0	0.00%
SELL-FURNISH ALCOHOL TO MINOR	1	0.07%
SEXUAL IMPOSITION	0	0.00%
TAMPERING WITH EVIDENCE	0	0.00%
TELECOMMUNICATION HARASSMENT	4	0.28%
TELECOMMUNICATION FRAUD	1	0.07%
THEFT	105	7.45%
THEFT OF GUN	0	0.00%
THEFT OF DRUGS	0	0.00%
TOBACCO	0	0.00%
TRAFFICKING COUNTERFEIT SUBSTANCE	0	0.00%
TRUANCY	185	13.12%
UNAUTHORIZED USE MOTOR VEHICLE	4	0.28%
UNAUTHORIZED USE PROPERTY	0	0.00%
UNAUTHORIZED USE COMPUTER PROPERTY	0	0.00%
UNAUTHORIZED PRACTICE PHARMACY	0	0.00%
UNLAWFUL RESTRAINT	0	0.00%
UNLAWFUL OPERATION WATERCRAFT	0	0.00%
UNRULY	144	10.21%
VANDALISM	8	0.57%
VIOLATION OF COURT ORDER	115	8.16%
VEHICULAR ASSAULT	1	0.07%
VEHICULAR VANDALISM	0	0.00%
VEHICULAR MANSLAUGHTER	1	0.07%
VOYEURISM	0	0.00%
WEAPONS UNDER DISABILITY	0	0.00%
WEAPONS PROHIBITED SCHOOL PROPERTY	1	0.07%

<b>TOTAL</b>	<b>1410</b>	<b>100.00%</b>
--------------	-------------	----------------



**2012 PORTAGE COUNTY JUVENILE COURT  
DEPARTMENT OF YOUTH REHABILITATION  
DEPARTMENT STATISTICAL DATA**



# **DEPARTMENT OF YOUTH REHABILITATION**

## **DEPARTMENT STATISTICAL DATA**

**2012**

1. Diversion Services
2. Community Service
3. Restitution
4. Psychological and Substance Abuse Services
5. Electronic Monitoring
6. Probation Services

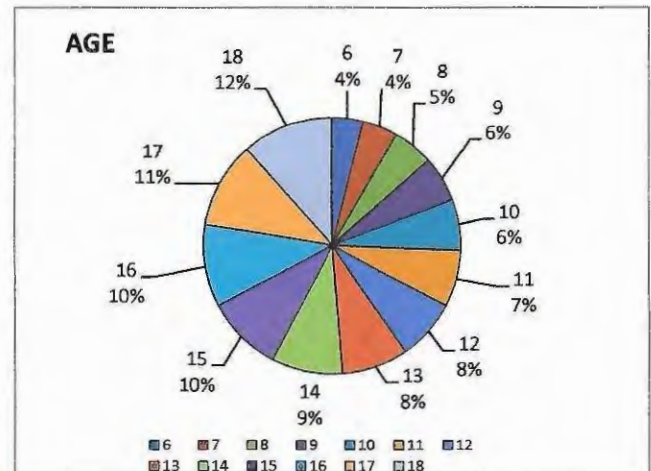
## DIVERSION SERVICES PROGRAM

The Department of Diversion Services provides the Court with an alternative, informal sanction in the non-judicial processing of unruly, minor delinquencies and/or school referral, while at the same time holding youth accountable for their actions. Participants in the program are frequently referred to community resources to address their individual needs.

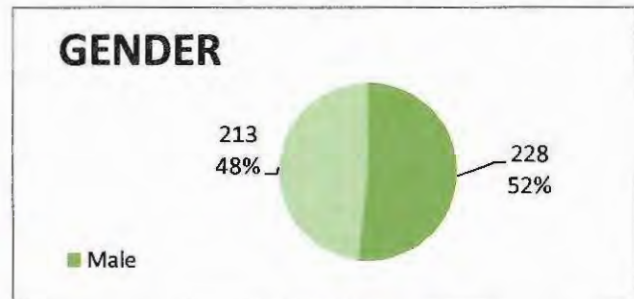


## 2012 DIVERSION SERVICES ANNUAL REPORT

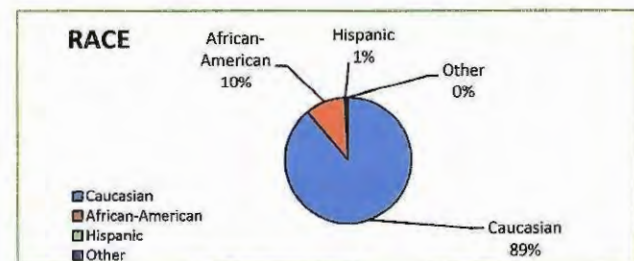
AGE	TOTAL PERCENT	
6	8	1.81%
7	6	1.36%
8	5	1.13%
9	9	2.04%
10	7	1.59%
11	20	4.54%
12	38	8.62%
13	26	5.90%
14	49	11.11%
15	78	17.69%
16	87	19.73%
17	107	24.26%
18	1	0.23%
<b>TOTAL</b>	<b>441</b>	<b>100%</b>



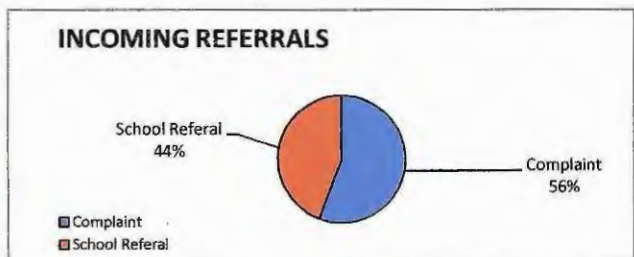
GENDER	TOTAL PERCENT	
Male	228	51.70%
Female	213	48.30%
	0	
<b>TOTAL</b>	<b>441</b>	<b>100%</b>



RACE	TOTAL PERCENT	
Caucasian	392	88.89%
African-American	45	10.20%
Hispanic	2	0.45%
Other	2	0.45%
<b>TOTAL</b>	<b>441</b>	<b>100%</b>



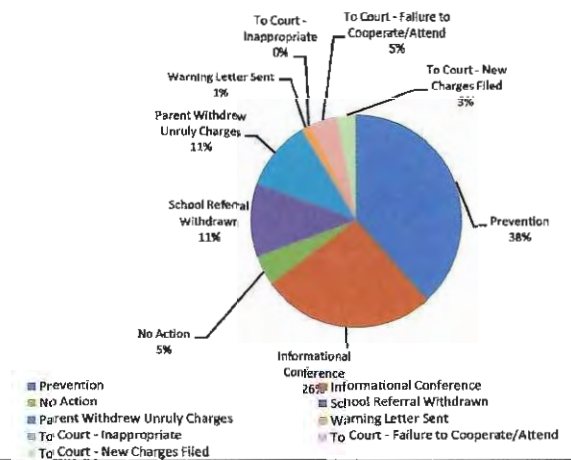
INCOMING REFERRALS	TOTAL PERCENT	
Complaint	246	55.78%
School Referral	195	44.22%
<b>TOTAL</b>	<b>441</b>	<b>100%</b>



## 2012 DIVERSION SERVICES ANNUAL REPORT

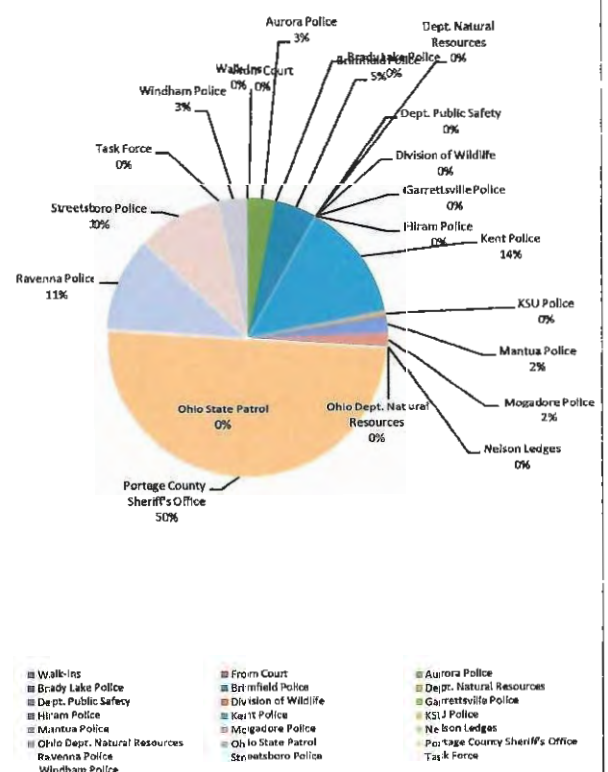
CONTACT TYPE	TOTAL PERCENT	
Prevention	169	38.32%
Informational Conference	117	26.53%
No Action	20	4.54%
School Referral Withdrawn	49	11.11%
Parent Withdrew Unruly Charges	48	10.88%
Warning Letter Sent	5	1.13%
To Court - Inappropriate	0	0.00%
To Court - Failure to Cooperate/Attend	20	4.54%
To Court - New Charges Filed	13	2.95%
<b>TOTAL</b>	<b>441</b>	<b>100%</b>

## CONTACT TYPE



PORTAGE COUNTY AGENCY REFERRALS	TOTAL PERCENT	
Walk-Ins	0	0.00%
From Court	0	0.00%
Aurora Police	8	3.25%
Brady Lake Police	0	0.00%
Brimfield Police	12	4.88%
Dept. Natural Resources	0	0.00%
Dept. Public Safety	0	0.00%
Division of Wildlife	0	0.00%
Garrettsville Police	0	0.00%
Hiram Police	0	0.00%
Kent Police	34	13.82%
KSU Police	1	0.41%
Mantua Police	5	2.03%
Mogadore Police	4	1.63%
Nelson Ledges	0	0.00%
Ohio Dept. Natural Resources	0	0.00%
Ohio State Patrol	0	0.00%
Portage County Sheriff's Office	123	50.00%
Ravenna Police	27	10.98%
Streetsboro Police	24	9.76%
Task Force	0	0.00%
Windham Police	8	3.25%
<b>TOTAL</b>	<b>246</b>	<b>100%</b>

## PORTAGE COUNTY AGENCY REFERRALS

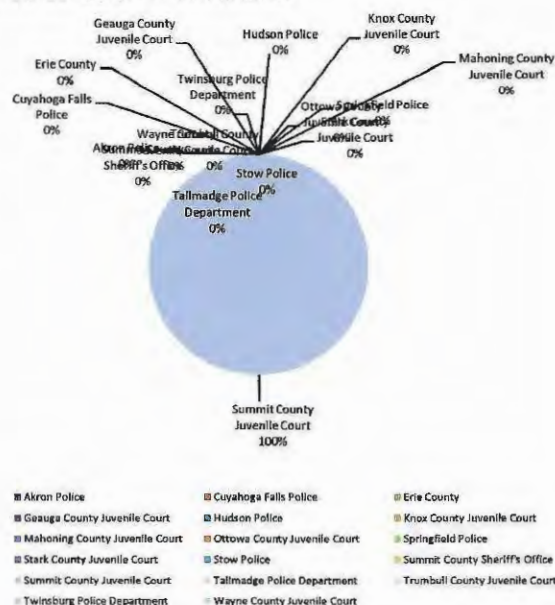




## 2012 DIVERSION SERVICES ANNUAL REPORT


OUT OF COUNTY REFERRALS	TOTAL	PERCENT
Akron Police	0	0.00%
Cuyahoga Falls Police	0	0.00%
Erie County	0	0.00%
Geauga County Juvenile Court	0	0.00%
Hudson Police	0	0.00%
Knox County Juvenile Court	0	0.00%
Mahoning County Juvenile Court	0	0.00%
Ottawa County Juvenile Court	0	0.00%
Springfield Police	0	0.00%
Stark County Juvenile Court	0	0.00%
Stow Police	0	0.00%
Summit County Sheriff's Office	0	0.00%
Summit County Juvenile Court	3	100.00%
Tallmadge Police Department	0	0.00%
Trumbull County Juvenile Court	0	0.00%
Twinsburg Police Department	0	0.00%
Wayne County Juvenile Court	0	0.00%
<b>TOTAL</b>	<b>3</b>	<b>100%</b>

## OUT OF COUNTY REFERRALS



OFFENSE - TOTAL COUNT COMPLAINTS	TOTAL	PERCENT
Aggravated Assault	0	0.00%
Aggravated Menacing	0	0.00%
Aggravated Trespass	0	0.00%
Arson	0	0.00%
Assault	4	1.61%
Assault-Teacher	0	0.00%
Attempt Breaking and Entering	0	0.00%
Attempted Theft	0	0.00%
Boating Offense	0	0.00%
Breaking and Entering	0	0.00%
Burglary	0	0.00%
Carrying Concealed Weapon	0	0.00%
Child Endangering	0	0.00%
Criminal Simulation	0	0.00%
Complicity Arson	0	0.00%
Complicity Assault	0	0.00%
Complicity Auto Theft	0	0.00%
Complicity Burglary	0	0.00%
Complicity Criminal Damaging	0	0.00%
Complicity False Alarm	0	0.00%
Complicity Forgery	0	0.00%
Complicity Inducing Panic	0	0.00%
Complicity Theft	0	0.00%
Complicity Vandalism	0	0.00%
Criminal Mischief	6	2.42%

## OFFENSES



## 2012 DIVERSION SERVICES ANNUAL REPORT

OFFENSE - TOTAL COUNT COMPLAINTS	TOTAL	PERCENT
Criminal Damaging	2	0.81%
Criminal Trespass	7	2.82%
Cruelty to Animals	0	0.00%
Curfew	38	15.32%
Disorderly Conduct	11	4.44%
Dangerous Ordnance	0	0.00%
Discharge Firearm	0	0.00%
Discharge Fireworks	0	0.00%
Disrupting Public Service	0	0.00%
Disseminate Harmful Matter	0	0.00%
Domestic Violence	23	9.27%
Drug Paraphernalia	0	0.00%
Endangering	0	0.00%
Ethnic Intimidation	0	0.00%
Failure To Comply	0	0.00%
Failure To Send To School	0	0.00%
False Alarm	0	0.00%
False Information	0	0.00%
Falsification	0	0.00%
Felonious Theft	0	0.00%
Fictitious ID	0	0.00%
Fireworks	0	0.00%
Fleeing and Eluding	0	0.00%
Forgery	0	0.00%
Graffiti Prohibition	0	0.00%
Grand Theft	0	0.00%
Grand Theft Auto	0	0.00%
Illegal Possession Deadly Weapon	0	0.00%
Illegal Possession Firearm	0	0.00%
Improperly Furnishing Firearms	0	0.00%
Improper Handle Firearm	0	0.00%
Inciting Violence	0	0.00%
Incorrigibility	0	0.00%
Inducing Panic	0	0.00%
Interference With Custody	0	0.00%
Intimidation	0	0.00%
Intimidation of Victim	0	0.00%
Littering	0	0.00%
Making False Alarm	0	0.00%
Menacing	0	0.00%
Misrepresentation	0	0.00%
Misuse of Credit Card	0	0.00%
Negligent Assault	0	0.00%
No Deer Permit	0	0.00%
Nudity Oriented Material	0	0.00%
Obstruct Justice	0	0.00%
Obstruct Official Business	2	0.81%
Participating Criminal Gang	0	0.00%
Pass Bad Checks	0	0.00%
Personal Floatation Device	0	0.00%
Possession Criminal Tools	0	0.00%





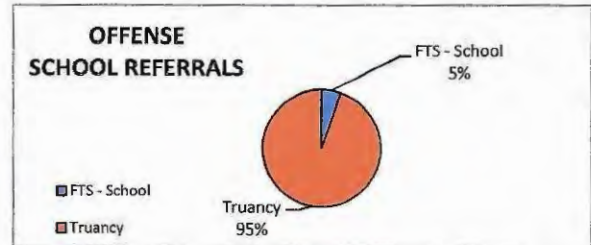
## 2012 DIVERSION SERVICES ANNUAL REPORT

OFFENSE - TOTAL COUNT COMPLAINTS	TOTAL	PERCENT
Prohibited Acts	0	0.00%
Prohibitions on Use	0	0.00%
Public Indecency	0	0.00%
Receiving Stolen Property	0	0.00%
Resisting Arrest	1	0.40%
Runaway	0	0.00%
Sell-Furnish Alcohol to Minor	0	0.00%
Tampering with Evidence	0	0.00%
Telecommunication Harassment	2	0.81%
Telephone Harassment	0	0.00%
Theft	29	11.69%
Theft of Credit Card	0	0.00%
Theft of Drugs	0	0.00%
Tobacco	0	0.00%
Trash Dumping	0	0.00%
Unauthorized Use Motor Vehicle	1	0.40%
Unauthorized Use Property	0	0.00%
Unauthorized Use Computer Property	0	0.00%
Unlawful Hunting	0	0.00%
Unlawful Noise	0	0.00%
Unlawful Operation Watercraft	0	0.00%
Unruly	122	49.19%
Vandalism	0	0.00%
Vehicular Vandalism	0	0.00%
Weapons Prohibited	0	0.00%
Weapons Prohibited School Property	0	0.00%
<b>TOTAL</b>	<b>248</b>	<b>100%</b>

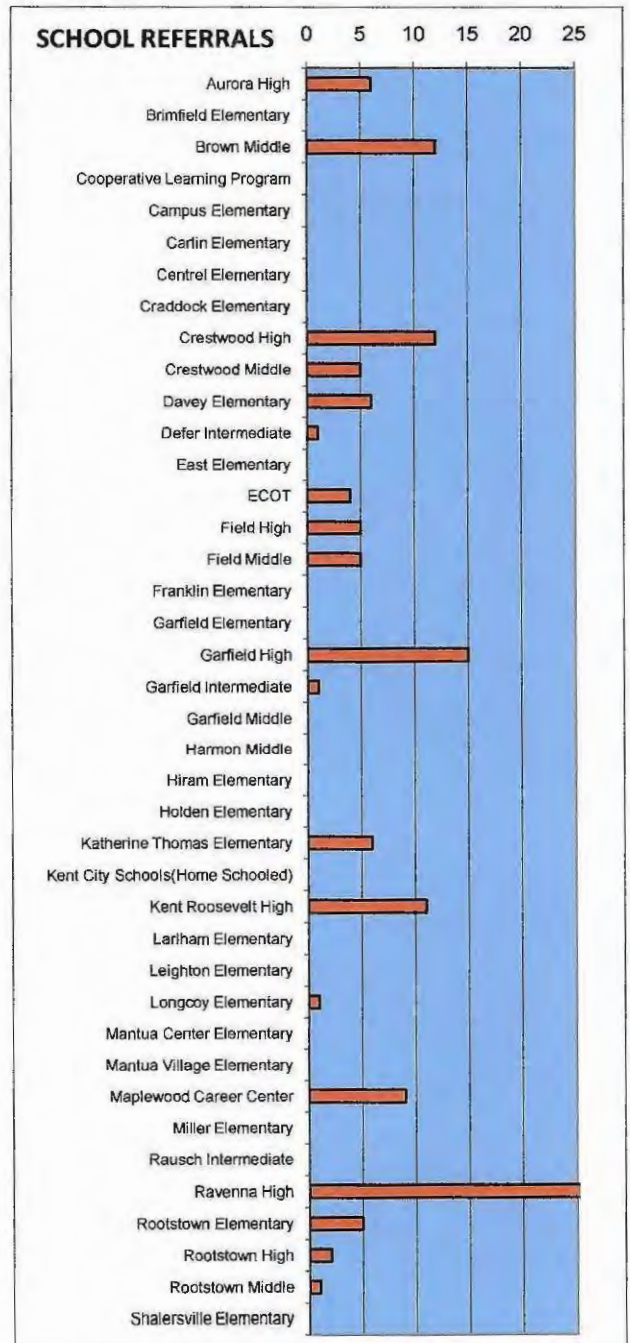


## 2012 DIVERSION SERVICES ANNUAL REPORT

OFFENSE - SCHOOL REFERRALS	TOTAL PERCENT	
FTS - School	10	5.21%
Truancy	182	94.79%
<b>TOTAL</b>	<b>192</b>	<b>100%</b>



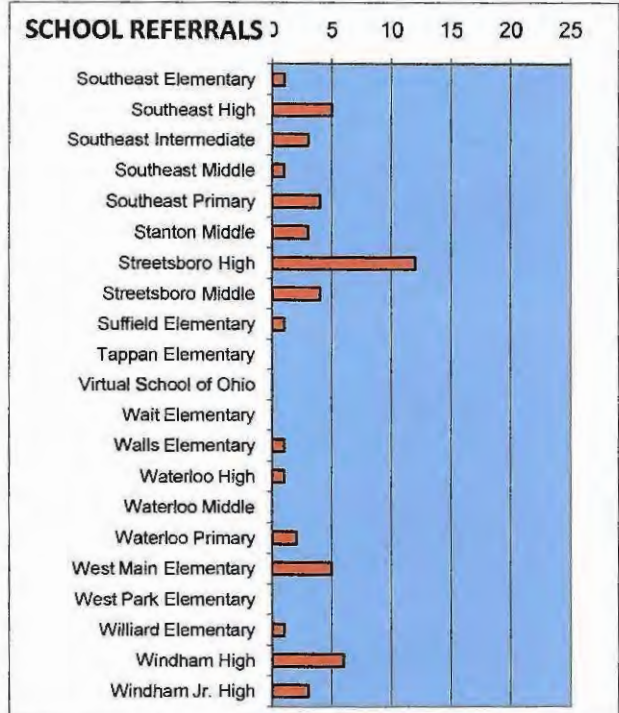
SCHOOL REFERRALS	TOTAL PERCENT	
Aurora High	6	3.13%
Brimfield Elementary	0	0.00%
Brown Middle	12	6.25%
Cooperative Learning Program	0	0.00%
Campus Elementary	0	0.00%
Carlin Elementary	0	0.00%
Central Elementary	0	0.00%
Craddock Elementary	0	0.00%
Crestwood High	12	6.25%
Crestwood Middle	5	2.60%
Davey Elementary	6	3.13%
Defer Intermediate	1	0.52%
East Elementary	0	0.00%
ECOT	4	2.08%
Field High	5	2.60%
Field Middle	5	2.60%
Franklin Elementary	0	0.00%
Garfield Elementary	0	0.00%
Garfield High	15	7.81%
Garfield Intermediate	1	0.52%
Garfield Middle	0	0.00%
Harmon Middle	0	0.00%
Hiram Elementary	0	0.00%
Holden Elementary	0	0.00%
Katherine Thomas Elementary	6	3.13%
Kent City Schools(Home Schooled)	0	0.00%
Kent Roosevelt High	11	5.73%
Larham Elementary	0	0.00%
Leighton Elementary	0	0.00%
Longcoy Elementary	1	0.52%
Mantua Center Elementary	0	0.00%
Mantua Village Elementary	0	0.00%
Maplewood Career Center	9	4.69%
Miller Elementary	0	0.00%
Rausch Intermediate	0	0.00%
Ravenna High	32	16.67%
Rootstown Elementary	5	2.60%
Rootstown High	2	1.04%
Rootstown Middle	1	0.52%
Shalersville Elementary	0	0.00%





## 2012 DIVERSION SERVICES ANNUAL REPORT

SCHOOL REFERRALS	TOTAL PERCENT	
Southeast Elementary	1	0.52%
Southeast High	5	2.60%
Southeast Intermediate	3	1.56%
Southeast Middle	1	0.52%
Southeast Primary	4	2.08%
Stanton Middle	3	1.56%
Streetsboro High	12	6.25%
Streetsboro Middle	4	2.08%
Suffield Elementary	1	0.52%
Tappan Elementary	0	0.00%
Virtual School of Ohio	0	0.00%
Wait Elementary	0	0.00%
Walls Elementary	1	0.52%
Waterloo High	1	0.52%
Waterloo Middle	0	0.00%
Waterloo Primary	2	1.04%
West Main Elementary	5	2.60%
West Park Elementary	0	0.00%
Williard Elementary	1	0.52%
Windham High	6	3.13%
Windham Jr. High	3	1.56%
<b>TOTAL</b>	<b>192</b>	<b>100%</b>







**2012 PORTAGE COUNTY JUVENILE COURT  
COMMUNITY SERVICE DEPARTMENT**



## COMMUNITY SERVICE DEPARTMENT

### Community Service

The Community Service Program provides the judiciary a dispositional alternative for adjudicated youth.

Program participants are placed with various non-profit agencies to perform 20 to 80 hours of Community Service. Youth are monitored by on-site supervisors and the Community Service Coordinator. The Community Service Coordinator conducts on-site, telephone, and home contacts to monitor the youth.

Number of youth carried over from 2011 ..... 6

Number of youth ordered to program..... 56

Number of youth that completed program..... 59

### **Community Service Program**

The Community Service Program statistics from January 1, 2012 Through December 31, 2012 are as follows:

		Percentage
Total Youth Placed in Program	56	90%
Carry Overs from Previous Year	6	10%
Total Youth in Program	62	100%
Male	26	46%
Female	30	54%
Non-Minority	47	84%
Minority	9	16%

#### Age of Program Participants

Age	Total	Percentage
11	0	0%
12	0	0%
13	2	4%
14	6	11%
15	7	13%
16	15	27%
17	25	45%
18	1	2%
19	0	0%

A total of 342 contacts were made with the 56 youth in the Community Service Program. A total of 1,775 hours were completed by the youth in the Community Service Program.

**2012 PORTAGE COUNTY JUVENILE COURT  
RESTITUTION PROGRAM**



## **Restitution Department**

The Restitution Program provides for the financial reimbursement to victims of delinquent acts. Once the Court makes an order of restitution, the child and their parent/guardian sign a payment contract and must make monthly payments to their victims(s).

### **Restitution Program**

The Restitution Program statistics from January 1, 2012 through December 31, 2012 are as follows:

		Percentage
Total Youth Placed in Program	26	38%
Carry Overs from Previous Years	42	62%
Total Youth in Program	68	100%
Male	23	88%
Female	3	12%
Non-Minority	23	88%
Minority	3	12%
The following statistics include carry over cases		
Successfully Completed Program	24	35%
Uncompleted at time of Report	34	50%
Unsuccessfully Completed Program	10	15%

#### Age of Program Participants

Age	Total	Percentage
11	0	0%
12	0	0%
13	0	0%
14	3	1%
15	5	19%
16	6	23%
17	8	31%
18	4	15%
19	0	0%

A total of 373 contacts were made with the 68 youth in the Restitution Program.

Total Restitution Ordered:     \$11,256.85  
 Total Restitution Collected:    \$8,907.33



**2012 PORTAGE COUNTY JUVENILE COURT**

**PSYCHOLOGICAL  
AND  
SUBSTANCE ABUSE SERVICES**



## Psychological and Substance Abuse Services

### **PSYCHOLOGICAL AND SUBSTANCE ABUSE SERVICES MISSION STATEMENT**

The role of Psychological and Substance Abuse Services is to provide the Courts and Detention Center professional clinical and assessment services as a part of the overall rehabilitative effort. To assist in rendering appropriate dispositions that take into consideration the individual needs, characteristics and circumstances of the children in question, the Court orders evaluations to aid in generating case recommendations. It is hoped that by earlier identification of potentially serious offenders, the community can be more effectively protected, while at the same time, by more clearly delineating issues to be addressed as part of a rehabilitative program, more children can be effectively served resulting in less recidivism.

## **GENERAL SERVICE DESCRIPTION**

Psychological and Substance Abuse Services staff conduct evaluations for the Court to assist in generating recommendations for case dispositions. Additional services provided include diagnostic assessments, substance abuse assessments, mental health screening, short term counseling with detained children, consultative services, treatment planning and referral, psychological screening of applicants for employment, and conducting in-service training programs.

## **PSYCHOLOGICAL ASSESSMENTS 2012**

In 2012, forty (40) children were referred to Psychological Services for formal evaluation. The assessment process includes parent and child interviews, psychological testing and preparation of a written report. Reports will vary in nature depending on the reason(s) for conducting the assessment and the issues that need to be addressed. The following represents the types of psychological evaluations conducted in 2012.

<i>Type of Evaluation</i>	<i>Total</i>
Department of Youth Services Evaluations	10
Department of Youth Services Evaluations and Sexual Offender Risk Assessments	2
Psychological Evaluations	3
Recommendation for Disposition Reports	7
Training Treatment and Evaluation Reports	16
Geauga County Evaluations	2
<b>Total Reports</b>	<b>40</b>

All children admitted to the Portage/Geauga Detention Center are also screened at the point of intake by Detention Center staff in an effort to identify high risk residents. In addition to direct inquiry into areas related to risk to self and/or others, each child completes a structured questionnaire designed to obtain specific information regarding potential areas of risk. Subsequent to the child's intake and admission all residents (with the exception of weekenders and those released immediately following a preliminary hearing) are interviewed by a qualified mental health professional and a mental status examination is completed. Residents held in detention on a post adjudicatory status are also administered an academic achievement test and often an objective psychodiagnostic personality inventory to further assess for various areas of potential concern, psychological disturbance and/or other rehabilitative needs. Psychological Services staff review all intake and/or assessment materials generated on each resident as part of a coordinated effort to appropriately respond to resident needs/concerns during their period of detention. In 2012, intake reports and assessment materials were reviewed on two hundred and seventy (270) new or repeat admissions to the Portage/Geauga Detention Center.

Psychological Services staff are also available to Detention Center staff and residents upon request to provide direct clinical counseling, assessment, and consultative services. In 2012, in addition to reviewing resident intake and assessment materials, Psychological Services staff

provided direct clinical counseling/crisis services on an as needed basis on eighty-seven (87) occasions to new and repeat residents. The following table provides statistics regarding child assessments and general clinical services provided to residents during 2012 broken down by county.

	FORMAL EVALUATIONS	CLINICAL COUNSELING AND ASSESSMENT SERVICES	RESIDENT INTAKE AND ASSESSMENT REPORT REVIEWS	TOTAL
PORTAGE COUNTY	38	62	197	297
GEAUGA COUNTY	2	25	73	100
TOTAL	40	87	270	397

#### **TREATMENT PLANNING, COORDINATION AND REFERRAL TO LOCAL COUNSELING AGENCIES**

In addition to Psychological Services' primary role of conducting assessments and providing clinical counseling and consultative services to the Courts and Detention Center, it frequently acts in a coordinating capacity with other involved agencies. In keeping with the Juvenile Court's goal of minimizing a child's involvement in the legal system, efforts are directed toward providing for the child's rehabilitative needs by utilizing services offered by local child care agencies. Psychological Services staff participate in regularly scheduled in-house staff meetings for case planning, as well as attend bi-monthly and monthly clinical team meetings to assist in formulating rehabilitative service plans with other involved agencies.

When specific recommendations for treatment are made a part of a case disposition or terms of a child's probation, Psychological Services is also often responsible for initiating the referral process, monitoring the child's progress in treatment, and maintaining appropriate contact with local service providers. The following represents the number of children referred for out-patient treatment services monitored and/or tracked by Psychological Services.

New Referrals for 2012..... 137  
 Carryovers from 2011 ..... 51  
 TOTAL: ..... 188

**RESIDENTIAL PLACEMENTS AND IN-PATIENT FACILITIES UTILIZED IN 2012**

When Court involved children exhibit more serious treatment needs it is sometimes necessary to secure their placement in intensive residential or in-patient treatment programs. The following table provides information regarding the number of children so served and the facilities utilized.

	<b>NEW REFERRALS IN 2012</b>	<b>CARRYOVERS FROM 2011</b>
CHRISTIAN CHILDREN'S HOME	1	0
GUIDESTONE	1	0
SAFELY HOME	0	1
SMITH HOUSE	1	0
TRI STATE ACADEMY	2	1
VILLAGE NETWORK (PORTAGE LAKES)	1	2
VILLAGE NETWORK (SMITHVILLE)	1	3
SUBTOTALS	7	7
TOTAL NUMBER OF CHILDREN REFERRED AND/OR MONITORED		
14		

These numbers only reflect those children involved with or referred to Psychological Services for assessment and/or treatment planning/monitoring who have had official involvement with the Court, as well as children on probation placed in foster care under the auspices of the Portage County Department of Job and Family Services.



	Jan	Feb	Mar	Apr	May	Jun	Jul	Aug	Sept	Oct	Nov	Dec	Total
<i>Bi-racial-Other</i>	0	3	2	0	1	1	1	1	1	1	0	2	13
<b>TOTAL</b>	21	18	12	12	24	16	16	30	17	31	10	10	217
<b>Gender</b>													
<i>Male</i>	15	13	9	6	21	11	13	25	8	24	5	6	156
<i>Female</i>	6	5	3	6	3	5	3	5	9	7	5	4	61
<b>TOTAL</b>	21	18	12	12	24	16	16	30	17	31	10	10	217



**2012 PORTAGE COUNTY JUVENILE COURT  
ELECTRONIC MONITORING PROGRAM**



## ELECTRONIC MONITORING

### ALTERNATIVE TO DETENTION

The Alternative to Detention Program provides a dispositional alternative to secure detention for youth adjudicated of a misdemeanor, or a level 2, 3, 4 or 5 Felony offense. The program also serves as an alternative to youth being detained prior to adjudication.

Program participants are constantly monitored via electronic, telephone and personal contacts. Youth are permitted to leave their home only for educational, medical, occupational and spiritual purposes.

Number of Youth Ordered to Program.....	56
Number of Youth Successfully Completed.....	48
Number of Youth Unsuccessfully Completed.....	4
Number of Youth Carried Over Into 2012.....	7
Other.....	0

### ALTERNATIVE TO DETENTION PROGRAM

The Alternative to Detention statistics from January 1, 2012 through December 31, 2012 are as follows:

		PERCENTAGE
TOTAL YOUTH PLACED IN PROGRAM	56	100.00%
MALE	37	66.07%
FEMALE	19	33.93%
CAUCASIAN	44	78.57%
AFRICAN-AMERICAN	11	19.64%
HISPANIC	1	1.79%
SUCCESSFULLY COMPLETED PROGRAM	48	81.36%
UNCOMPLETED AT TIME OF REPORT	7	11.86%
UNSUCCESSFULLY COMPLETED PROGRAM	4	6.78%
OTHER*	0	0.00%

\* Removed from program for reasons not related to behavior.

#### Age of Program Participants

<u>AGE</u>	<u>TOTAL</u>	<u>PERCENTAGE</u>
12	0	0.00%
13	2	3.57%
14	4	7.14%
15	8	14.29%
16	16	28.57%
17	25	44.64%
18	1	1.79%

Average age of youth placed into the program was 16.09 years. Total of 523 contacts were made with the 56 youth placed in the Alternative to Detention Program.

**2012 PORTAGE COUNTY JUVENILE COURT**

**PROBATION DEPARTMENT  
AND  
INTENSIVE PROBATION DEPARTMENT**



## **Department of Probation Services**

The Department of Probation Services consists of two divisions: Intensive Probation and Regular Probation. The staff is responsible for supervising youth and enforcing probation terms. This consists of conducting home, school, and office visits. They write Pre-Dispositional Investigations and Department of Youth Services evaluations. Both Divisions assist youth in meeting treatment needs through the coordination and monitoring of treatment plans.

The Department of Probation Services conducted eleven (11) Ohio Department of Youth Services evaluations and one (1) Pre-Dispositional Investigation for the judiciary. A total of nine (9) youths were committed to the Ohio Department of Youth Services in the calendar year. The Probation staff administered five hundred and seventy-six (576) drug screens. Twenty-one percent (21%) of those screens were positive for at least one drug. Eighty-three percent (83%) of positive drug screens were for marijuana. The remaining positive screens were comprised of cocaine, methamphetamines, amphetamines, opiates, and benzodiazepines. Further, one hundred and one (101) notices of alleged probation violations were filed. The average age of youth on Probation supervision is 16.02.

The Department of Probation Services utilizes a risk assessment tool and written formal case plans. These plans discuss the goals of probation and how the youth will meet those goals. All parties sign the finalized plan.

### Regular Probation 2012

The Regular Probation Department is a less structured level of supervision than Intensive Probation. Youth in this program meet weekly with Probation Officers for the first month of supervision. Staff has the discretion of gradually stepping down the level of supervision dependant upon a child's behavior and progress. Youth in this program have been adjudicated on felony, misdemeanor and unruly offenses.

New Cases Received	133
Release from Probation	151
End of Year Caseload(includes carryover)	97

New Cases Received	133	100%
Releases	151	100%
Admission Unruly	10	8%
Admission Misdemeanor	108	81%
Admission Felony	15	11%
Males	86	65%
Females	47	35%
Caucasian	105	79%
African American	28	21%
Pre-Disp. Investigations	1	
Dept. of Youth Sev. Evals	4	

### **Contacts – 2012**

Home	1067
School	1488
Office	1955
Other/Phone	2792
<b>Total</b>	<b>7302</b>



### **Intensive Probation 2012**

The Intensive Probation Department is the highest level of supervision for an offender. Probation Officers provide a highly structured system of supervision ranging from four (4) contacts per week to a minimum of one (1) contact per week. Youth in this program are typically felony or chronic offenders at risk to be committed to the Ohio Department of Youth Services.

New Cases Received	20
Release from Probation	20
End of Year Caseload(includes carryover)	21

New Cases Received	20	100%
Releases	20	100%
Admission Unruly	0	0%
Admission Misdemeanor	0	0%
Admission Felony	20	100%
Males	18	90%
Females	2	10%
Caucasian	16	80%
African American	4	20%
Pre-Disp. Investigations	0	
Dept. of Youth Sev. Evals	7	

### **Contacts – 2012**

Home	492
School	254
Office	685
Other/Phone	1127
<b>Total</b>	<b>2558</b>



**2012 PORTAGE COUNTY – GEAUGA COUNTY  
JUVENILE DETENTION FACILITY**



# PORTAGE-GEAUGA COUNTY JUVENILE DETENTION CENTER

Thomas J. Rehnert, Superintendent  
Brandon M. Winarchick, Administrative Officer

William C. Fullum, Detention Supervisor  
Gregory C. Lomax, Detention Supervisor

02/22/2013

## STATISTICS

CR69217

### I. DETENTION POPULATION : FY: 2012

### II.

#### A. DETENTION POPULATION BY ADMISSIONS:

	ADMISSION		TOTAL 2012 ADMISSION	CARRYOVER		TOTAL 2011 CARRYOVER	TOTAL POPULATION	% OF TOTAL POPULATION
	PTGE	GEA		PTGE	GEA			
MALES	199	120	319	18	1	19	338	69.4%
FEMALES	87	52	139	8	2	10	149	30.6%
UNKNOWN	0	0	0	0	0	0	0	0.0%
TOTAL	286	172	458	26	3	29	487	100.0%

#### B. AGE / AVERAGE: NEW ADMISSION

##### 1. MALES

16.27

##### FEMALES

16.07

##### UNKNOWN

0.00

##### COMBINED

16.21

AGE	MALES		TOTAL MALES	FEMALES		TOTAL FEMALES	UNKNOWN		TOTAL UNKNOWN	TOTAL
	PTGE	GEA		PTGE	GEA		PTGE	GEA		
10	1	1	2	0	0	0	0	0	0	2
11	3	0	3	0	0	0	0	0	0	3
12	3	6	9	5	0	5	0	0	0	14
13	9	8	17	7	2	9	0	0	0	26
14	15	14	29	6	5	11	0	0	0	40
15	39	6	45	19	13	32	0	0	0	77
16	47	35	82	24	17	41	0	0	0	123
17	77	38	115	25	14	39	0	0	0	154
18	5	11	16	1	1	2	0	0	0	18
NO AGE	0	0	0	0	0	0	0	0	0	0
OVER 18	0	0	0	0	0	0	0	0	0	0
UNDER 10	0	1	1	0	0	0	0	0	0	1
TOTALS	199	120	319	87	52	139	0	0	0	458

8000 Infirmary Road, Ravenna, Ohio 44266-9432  
(330) 297-5233 FAX (330) 297-1533  
e-mail address: pgdetctr@portageco.com

02/22/2013

## STATISTICS

CR69217

## C. RACE: NEW ADMISSION

RACE	GEAUGA		GEAUGA TOTAL	GEAUGA % POP	PORTAGE		PORTAGE TOTAL	PORTAGE % POP	TOTAL POP. BY RACE	% TOTAL POP.
	M	F			M	F				
CAUCASIAN	108	36	144	31.4%	166	63	229	50.0%	373	81.4%
AFRICAN AMERICAN	7	9	16	3.5%	22	13	35	7.6%	51	11.1%
ASIAN	0	0	0	0.0%	1	0	1	0.2%	1	0.2%
HISPANIC	0	4	4	0.9%	0	1	1	0.2%	5	1.1%
AMERICAN INDIAN	0	0	0	0.0%	0	0	0	0.0%	0	0.0%
BI-RACIAL	5	3	8	1.7%	10	10	20	4.4%	28	6.1%
PACIFIC ISLANDER	0	0	0	0.0%	0	0	0	0.0%	0	0.0%
OTHER	0	0	0	0.0%	0	0	0	0.0%	0	0.0%
UNKNOWN RACE	0	0	0	0.0%	0	0	0	0.0%	0	0.0%
UNKNOWN	0	0	0	0.0%	0	0	0	0.0%	0	0.0%
TOTAL	120	52	172	37.6%	199	87	286	62.4%	458	100.0 %

## D. PORTAGE COUNTY JURISDICTION

	Number of Admissions	Portage Population	% of PTGE Population	Number of Admissions	Total Population	% of Total Population
MALES	199	286	69.58%	199	458	43.45%
FEMALES	87	286	30.42%	87	458	19.00%
UNKNOWNNS	0	286	0.00%	0	458	0.00%
TOTAL	286	286	100%	286	458	62.45%

## E. GEAUGA COUNTY JURISDICTION

	Number of Admissions	Geauga Population	% of PTGE Population	Number of Admissions	Total Population	% of Total Population
MALES	120	172	69.77%	120	458	26.20%
FEMALES	52	172	30.23%	52	458	11.35%
UNKNOWNNS	0	172	0.00%	0	458	0.00%
TOTAL	172	172	100%	172	458	37.55%

02/22/2013

CR69217

## STATISTICS

## III. CUSTODY STATUS

## A. PORTAGE COUNTY: NEW ADMISSION

	MALES	FEMALES	UNKNOWNNS	TOTAL
1. Rel Det Status	0	1	0	1
2. Released	19	13	0	32
3. Detain 1-90	97	39	0	136
4. Weekender	0	0	0	0
5. Detention Hearing	29	13	0	42
6. Joint Commitment	0	0	0	0
7. Pending Disposition Hearing	1	0	0	1
8. 1 - 90 Dys Evaluation	2	0	0	2
9. 1 - 90 X 2 Concurrent	7	1	0	8
10. 1 - 90 X 2 Consecutive	2	3	0	5
11. 1 - 90 Psych Evaluation	0	0	0	0
12. 1 - 90 7 Day Review	0	0	0	0
13. 1 - 90 X 3 Concurrent	1	0	0	1
14. 1 - 90 X 3 Consecutive	0	0	0	0
15. 1 - 90 Susp. 75	2	0	0	2
16. 1 - 90 Susp. 80	7	5	0	12
17. 1 - 90 Susp. 83	1	0	0	1
18. 1 - 90 Susp. 85	6	4	0	10
19. 1 - 90 Susp. 87	11	8	0	19
20. Held Pending Hearing	2	0	0	2
21. Pending Placement	1	0	0	1
22. Pending Adj. Hearing	1	0	0	1
23. Com to DYS	9	0	0	9
24. 1-180	1	0	0	1
25. Unknown	0	0	0	0
26. Total Portage	199	87	0	286

02/22/2013

CR69217

## STATISTICS

## B. PORTAGE COUNTY: CARRYOVER

	MALES	FEMALES	UNKNOWNNS	TOTAL
1. Rel Det Status	0	0	0	0
2. Released	0	0	0	0
3. Detain 1-90	9	8	0	17
4. Weekender	0	0	0	0
5. Detention Hearing	3	0	0	3
6. Joint Commitment	0	0	0	0
7. Pending Disposition Hearing	0	0	0	0
8. 1 - 90 Dys Evaluation	0	0	0	0
9. 1 - 90 X 2 Concurrent	2	0	0	2
10. 1 - 90 X 2 Consecutive	1	0	0	1
11. 1 - 90 Psych Evaluation	0	0	0	0
12. 1 - 90 7 Day Review	0	0	0	0
13. 1 - 90 X 3 Concurrent	0	0	0	0
14. 1 - 90 X 3 Consecutive	0	0	0	0
15. 1 - 90 Susp. 75	0	0	0	0
16. 1 - 90 Susp. 80	0	0	0	0
17. 1 - 90 Susp. 83	0	0	0	0
18. 1 - 90 Susp. 85	0	0	0	0
19. 1 - 90 Susp. 87	0	0	0	0
20. Held Pending Hearing	0	0	0	0
21. Pending Placement	0	0	0	0
22. Pending Adj. Hearing	1	0	0	1
23. Com to DYS	2	0	0	2
24. 1-180	0	0	0	0
25. Unknown	0	0	0	0
26. Total Portage	18	8	0	26



02/22/2013

CR69217

## STATISTICS

## C. GEAUGA COUNTY: NEW ADMISSION

	MALES	FEMALES	UNKNOWNNS	TOTAL
1. Rel Det Status	0	0	0	0
2. Released	4	4	0	8
3. Detain 1-90	26	10	0	36
4. Weekender	54	21	0	75
5. Detention Hearing	8	2	0	10
6. Joint Commitment	0	0	0	0
7. Pending Disposition Hearing	2	0	0	2
8. 1 - 90 Dys Evaluation	0	0	0	0
9. 1 - 90 X 2 Concurrent	0	0	0	0
10. 1 - 90 X 2 Consecutive	0	1	0	1
11. 1 - 90 Psych Evaluation	0	0	0	0
12. 1 - 90 7 Day Review	0	2	0	2
13. 1 - 90 X 3 Concurrent	0	0	0	0
14. 1 - 90 X 3 Consecutive	0	0	0	0
15. 1 - 90 Susp. 75	3	3	0	6
16. 1 - 90 Susp. 80	3	1	0	4
17. 1 - 90 Susp. 83	1	2	0	3
18. 1 - 90 Susp. 85	3	1	0	4
19. 1 - 90 Susp. 87	3	0	0	3
20. Held Pending Hearing	6	4	0	10
21. Pending Placement	1	0	0	1
21. Pending Adj. Hearing	0	0	0	0
22. Com to DYS	2	0	0	2
23. 1-180	4	1	0	5
24. Unknown	0	0	0	0
25. Total Geauga	120	52	0	172

02/22/2013

## STATISTICS

CR69217

## D. GEAUGA COUNTY: CARRY OVERS

	MALES	FEMALES	UNKNOWN	TOTAL
1. Rel Det Status	0	0	0	0
2. Released	0	0	0	0
3. Detain 1-90	1	2	0	3
4. Weekender	0	0	0	0
5. Detention Hearing	0	0	0	0
6. Joint Commitment	0	0	0	0
7. Pending Disposition Hearing	0	0	0	0
8. 1 - 90 Dys Evaluation	0	0	0	0
9. 1 - 90 X 2 Concurrent	0	0	0	0
10. 1 - 90 X 2 Consecutive	0	0	0	0
11. 1 - 90 Psych Evaluation	0	0	0	0
12. 1 - 90 7 Day Review	0	0	0	0
13. 1 - 90 X 3 Concurrent	0	0	0	0
14. 1 - 90 X 3 Consecutive	0	0	0	0
15. 1 - 90 Susp. 75	0	0	0	0
16. 1 - 90 Sns. 80	0	0	0	0
17. 1 - 90 Susp. 83	0	0	0	0
18. 1 - 90 Susp. 85	0	0	0	0
19. 1 - 90 Susp. 87	0	0	0	0
20. Held Pending Hearing	0	0	0	0
21. Pending Placement	0	0	0	0
22. Pending Adj. Hearing	0	0	0	0
23. Com to DYS	0	0	0	0
24. 1-180	0	0	0	0
25. Unknown	0	0	0	0
26. Total Geauga	1	2	0	3

02/22/2013

CR69217

**STATISTICS****IV. DETENTION STATUS****V. DETAINMENT**

	<b>MISDEMEANOR</b>	<b>FELONY</b>	<b>UNRULY</b>	<b>UNKNOWN</b>	<b>TOTAL</b>
<b>PORTAGE</b>	215	67	4	0	286
<b>GEAUGA</b>	138	30	4	0	172
<b>TOTAL</b>	353	97	8	0	458

**FELONY POPULATION: 21.18%****MISDEMEANOR POPULATION: 77.07%****UNRULY POPULATION: 1.75%****UNKNOWN POPULATION: 0.00%**

02/22/2013

CR69217

**STATISTICS****OJJDP REPORTING:****Youth Handgun Safety Act:**

	2923.21	2923.211	2923.12	2941.141	2941.144	2941.145	2941.146
PORTAGE	0	0	2	0	0	0	0
GEAUGA	0	0	0	0	0	0	0
TOTAL	0	0	2	0	0	0	0

**VI. ADMISSIONS WITH PRIOR DETAINMENT**

	ADM PRIOR DETAINMENT	TOTAL 2012 DETAINMENT	MALES	FEMALES	UNKNOWN	% OF POPULATION
PORTAGE	156	286	199	87	0	54.55%
GEAUGA	105	172	120	52	0	61.05%
TOTAL	261	458	319	139	0	56.99%

**VII. AVERAGES****A. AVERAGE DAILY LENGTH OF STAY**

1. PORTAGE COUNTY	24.27
2. GEAUGA COUNTY	11.63
3. AVERAGE: DLS	17.95

**B. AVERAGE DAILY POPULATION**

1. PORTAGE COUNTY	20.69
2. GEAUGA COUNTY	5.56
3. AVERAGE: D.P.	26.25

**C. BILLING DAYS**

1. PORTAGE COUNTY	7,572.04 / 9,606.71	78.82%
2. GEAUGA COUNTY	2,034.67 / 9,606.71	21.18%
3. TOTAL	9,606.71 / 9,606.71	100.00%