

PORTAGE COUNTY COMMON PLEAS COURT

PROBATE/JUVENILE DIVISION

2013 ANNUAL REPORT

**THE HONORABLE THOMAS J. CARNES
COMMON PLEAS COURT JUDGE
PROBATE/JUVENILE DIVISION**

TO: VARIOUS DEPARTMENTS/AGENCIES

FROM: THOMAS J. CARNES, JUDGE 
COMMON PLEAS COURT
PROBATE/JUVENILE DIVISION

DATE: 5 March 2014

SUBJECT: 2013 ANNUAL REPORT

Following please find a copy of the Portage County Court of Common Pleas, Probate/Juvenile Division's 2013 Annual Report.

Should you have any questions regarding this Report, please feel free to contact me.

PORTAGE COUNTY BOARD OF COMMISSIONERS

Ms. Maureen Frederick
Ms. Tommie Jo Marsilio
Ms. Kathleen Chandler

OHIO DEPARTMENT OF JOB AND FAMILY SERVICES


Mr. Michael B. Colbert

DIRECTOR OHIO DEPARTMENT OF YOUTH SERVICES

Mr. Harvey Reed

In compliance with Section 2151.18 of the Ohio Revised Code, we hereby submit our Annual Report for the Portage County Court of Common Pleas, Probate/Juvenile Division for the year 2013.

Respectfully submitted,

A handwritten signature in blue ink, reading "Thomas J. Carnes", is written over a light blue rectangular background.

Thomas J. Carnes
Common Pleas Court Judge
Probate/Juvenile Division
Portage County, Ohio

330-297-0881 Juvenile Court
330-297-3870 Probate Court

TABLE OF CONTENTS

Directory of Personnel/Probate Court.....	Pages 1-2
2013 Probate Court Statistical Report.....	Pages 3-8
2013 Probate Court Fiscal Accounting Report	Pages 9-11
Directory of Personnel/Juvenile Court.....	Pages 12-15
2013 Juvenile Court Statistical Report.....	Pages 16-24
2013 Juvenile Court Fiscal Accounting Report	Pages 25-28
2013 Juvenile Court Department of Youth Rehabilitation Report	Pages 29-36
2013 Juvenile Court Diversion Services Report.....	Pages 37-45
2013 Juvenile Court Community Service Report	Pages 46-47
2013 Juvenile Court Restitution Program Report.....	Pages 48-49
2013 Juvenile Court Psychology Substance Abuse Report	Pages 50-55
2013 Juvenile Court Electronic Monitoring Report.....	Pages 56-57
2013 Juvenile Court Probation Department Report.....	Pages 58-60
2013 Portage/Geauga Juvenile Detention Center Report.....	Pages 61-68

DIRECTORY OF PERSONNEL
PORTAGE COUNTY PROBATE DIVISION
203 WEST MAIN STREET
RAVENNA, OHIO 44266

COMMON PLEAS COURT
PORTAGE COUNTY
PROBATE DIVISION
DIRECTORY OF PERSONNEL
THE HONORABLE THOMAS J. CARNES, JUDGE

COURT SUPPORT STAFF

James J. AylwardChief Magistrate
Joseph SzymanskiMagistrate
Laura L. Aylward.....Court Administrator

Denise Metropulos/TharpCourt Reporter
Fiscal Administrator

Norma Thomas.....Court Assessor

PROBATE DEPUTY CLERKS

Laura L. Aylward.....Chief Deputy Clerk

Mariellen TimmerAssistant Chief
Deputy Clerk

PROBATE DIRECTORY OF PERSONNEL CONT'D

Karen Pelc	Receptionist Deputy Clerk
Brenda Slone	Deputy Clerk
Renee DiCarro	Deputy Clerk
Pam McHugh	Deputy Clerk
Teresa Ohl	Deputy Clerk
Tami Jones	Deputy Clerk
Renee Hysell	Deputy Clerk
Terry Conrad	Deputy Clerk

BAILIFFS

Scott Wolverton
Paul Fisher

**2013 PORTAGE COUNTY PROBATE COURT
STATISTICS**

PORTAGE COUNTY PROBATE COURT
THOMAS J. CARNES, JUDGE

14 FEB -5 PM 12:59

2013 ANNUAL REPORT

THOMAS J. CARNES
JUDGE
COMMON PLEAS COURT
PROBATE DIVISION

ESTATES:

<u>Full</u>	Pending end of 2012	632
<u>Administration</u>	Opened during 2013	402
	Closed during 2013	376
	Pending end of 2013	658

<u>Ancillary</u>	Pending end of 2012	6
<u>Estate</u>	Opened during 2013	4
	Closed during 2013	8
	Pending end of 2013	2

<u>Exemplified</u>	Pending end of 2012	0
<u>Estates</u>	Opened during 2013	1
	Closed during 2013	1
	Pending end of 2013	0

<u>Probate Will</u>	Pending end of 2012	14
<u>And/Or Tax Only</u>	Opened during 2013	38
	Closed during 2013	48
	Pending end of 2013	4

<u>Release from</u>	Pending end of 2012	36
<u>Administration</u>	Opened during 2013	110
	Closed during 2013	94
	Pending end of 2013	52

<u>Summary Release</u>	Pending end of 2012	6
	Opened during 2013	69
	Closed during 2013	64
	Pending end of 2013	11

GUARDIANSHIPS:

<u>Incompetent</u>	Pending end of 2012	299
<u>Person Only</u>	Opened during 2013	43
	Closed during 2013	15
	Pending end of 2013	327

<u>Incompetent</u>	Pending end of 2012	4
<u>Estate Only</u>	Opened during 2013	0
	Closed during 2013	1
	Pending end of 2013	3

<u>Incompetent</u>	Pending end of 2012	142
<u>Full (Person and Estate)</u>	Opened during 2013	23
	Closed during 2013	18
	Pending end of 2013	147

<u>Minor</u>	Pending end of 2012	5
<u>Person Only</u>	Opened during 2013	1
	Closed during 2013	2
	Pending end of 2013	4

<u>Minor</u>	Pending end of 2012	57
<u>Estate Only</u>	Opened during 2013	4
	Closed during 2013	8
	Pending end of 2013	53

<u>Minor</u>	Pending end of 2012	19
<u>Full (Person and Estate)</u>	Opened during 2013	5
	Closed during 2013	8
	Pending end of 2013	16

<u>Conservatorships</u>	Pending end of 2012	0
	Opened during 2013	0
	Closed during 2013	0
	Pending end of 2013	0

<u>Civil Protective Services</u>	Pending end of 2012	0
	Opened during 2013	0
	Closed during 2013	0
	Pending end of 2013	0

TRUSTS:

<u>Testamentary</u>	Pending end of 2012	64
<u>Trusts</u>	Opened during 2013	3
	Closed during 2013	8
	Pending end of 2013	59

<u>Intervivos</u>	Pending end of 2012	2
<u>Trust</u>	Opened during 2013	1
	Closed during 2013	1
	Pending end of 2013	2

<u>Wrongful Death</u>	Pending end of 2012	30
<u>Trust</u>	Opened during 2013	0
	Closed during 2013	1
	Pending end of 2013	29

CIVIL ACTIONS:

<u>Concealment</u>	Pending end of 2012	0
<u>Of Assets</u>	Opened during 2013	1
	Closed during 2013	1
	Pending end of 2013	0

<u>Guardian's Complaint</u>	Pending end of 2012	6
<u>To Sell Real Estate</u>	Opened during 2013	4
	Closed during 2013	6
	Pending end of 2013	4

<u>Petition for</u>	Pending end of 2012	3
<u>Declaratory Judgment</u>	Opened during 2013	2
	Closed during 2013	1
	Pending end of 2013	4

<u>Will Contest:</u>	Pending end of 2012	0
	Opened during 2013	5
	Closed during 2013	2
	Pending end of 2013	3

<u>Petition to</u>	Pending end of 2012	0
<u>Determine Heirship</u>	Opened during 2013	0
	Closed during 2013	0
	Pending end of 2013	0

<u>Petition for Sale</u>	Pending end of 2012	5
<u>Of Real Estate</u>	Opened during 2013	6
	Closed during 2013	6
	Pending end of 2013	5

<u>Will</u>	Pending end of 2012	0
<u>Construction</u>	Opened during 2013	0
	Closed during 2013	0
	Pending end of 2013	0

<u>Other Contested</u>	Pending end of 2012	3
<u>Civil Actions</u>	Opened during 2013	2
	Closed during 2013	2
	Pending during 2013	3

ADOPTIONS:

<u>Agency</u>	Pending end of 2012	0
	Opened during 2013	6
	Closed during 2013	6
	Pending end of 2013	0

<u>Private/Foreign</u>	Pending end of 2012	4
	Opened during 2013	4
	Closed during 2013	2
	Pending end of 2013	6

<u>Step Parent</u>	Pending end of 2012	5
	Opened during 2013	10
	Closed during 2013	8
	Pending end of 2013	7

<u>Foreign (Refinalization)</u>	Pending end of 2012	0
	Opened during 2013	0
	Closed during 2013	0
	Pending end of 2013	0

<u>Adult</u>	Pending end of 2012	0
	Opened during 2013	2
	Closed during 2013	2
	Pending end of 2013	0

<u>Foreign Birth</u>	Pending end of 2012	0
<u>Certificate Only</u>	Opened during 2013	0
	Closed during 2013	0
	Pending end of 2013	0

<u>Release of Identifying Information</u>	Pending end of 2012	0
	Opened during 2013	3
	Closed during 2013	2
	Pending end of 2013	1

MENTALS:

<u>Mental Illness</u>	Pending end of 2012	0
	Opened during 2013	0
	Closed during 2013	0
	Pending end of 2013	0

<u>Mental Retardation</u>	Pending end of 2012	0
	Opened during 2013	0
	Closed during 2013	0
	Pending end of 2013	0

MINOR SETTLEMENTS:

<u>Minor Settlement</u>	Pending end of 2012	8
	Opened during 2013	12
	Closed during 2013	15
	Pending end of 2013	5

<u>Minor Estate</u>	Pending end of 2012	0
	Opened during 2013	8
	Closed during 2013	7
	Pending end of 2013	1

WRONGFUL DEATH:

<u>Wrongful Death</u>	Pending end of 2012	60
	Opened during 2013	13
	Closed during 2013	7
	Pending end of 2013	66

NAME CHANGES:

<u>Adult</u>	Pending end of 2012	10
	Opened during 2013	63
	Closed during 2013	64
	Pending end of 2013	9

<u>Minor</u>	Pending end of 2012	6
	Opened during 2013	31
	Closed during 2013	33
	Pending end of 2013	4

CORRECTION/REGISTRATION OF BIRTH:

<u>Correction of</u>	Pending end of 2012	0
<u>Birth Record</u>	Opened during 2013	4
	Closed during 2013	3
	Pending end of 2013	1

<u>Registration of</u>	Pending end of 2012	0
<u>Birth Record</u>	Opened during 2013	0
	Closed during 2013	0
	Pending end of 2013	0

MARRIAGE LICENSE:

<u>Marriage License Issued in 2013</u>	799
----------------------------------------	-----

This report was prepared and submitted by: Laura Aylward
February 5, 2014

2013 PORTAGE COUNTY PROBATE COURT
FISCAL ACCOUNTING

ITEMIZED ACCOUNTING FOR
THE PORTAGE COUNTY PROBATE COURT
FOR CALENDAR YEAR 2013

OPEN ITEMS AS OF DECEMBER 31, 2012 - \$ 25,720.44

ACTUAL RECEIPTS		
COLLECTED IN YEAR 2013	-	\$208,561.45

TOTAL 2013 REVENUE **\$234,281.89**

— — —

**JANUARY 2013 THROUGH DECEMBER 2013
DISBURSEMENTS – (VERIFIED BY END OF
YEAR ACTUAL LISTING REPORT.)**

-	\$208,551.60
---	---------------------

1994

TOTAL REVENUE COLLECTED INCLUDING MONIES PREVIOUSLY ON DEPOSIT LESS DISBURSEMENTS AND MONIES PRESENTLY ON DEPOSIT	-	\$25,730.29
----------------------------------------------------------------------------------------------------------------------------	---	--------------------

— — —

OPEN ITEMS ENDING DECEMBER 31, 2013
(VERIFIED BY BANK STATEMENT LESS
OUTSTANDING CHECKS AND
OPEN ITEMS COMPUTER REPORT.) - \$25,730.29

2013 PROBATE ITEMIZED ACCOUNTING

AVAILABLE ARE THIS COURT'S MONTHLY
ACCOUNT REPORTS AND THIS COURT'S BANK
ACTUAL LISTING REPORTS VERIFYING DEPOSITS
AND DISBURSEMENTS.

12/31/13 BANK BALANCE AS IS VERIFIED ON THIS COURT'S BANK STATEMENT:	-	\$41,820.32
LESS OUTSTANDING 2013 CHECKS (INCLUDES END OF MONTH DECEMBER '13 CHECKS ALSO)	-	16,090.03
BALANCE	-	<u>\$25,730.29</u>

2013 DISBURSEMENTS

\$208,551.60

CLERK FEES	-	\$118,048.39
RECORD COURIER	-	0.00
GUARDIANSHIP INVESTIGATION	-	3,600.00
ADOPTION INVESTIGATION	-	1,896.85
LEGITIMATION BIRTH CERTIFICATE	-	0.00
ADOPTION BIRTH CERTIFICATE	-	365.50
PATERNITY BIRTH CERTIFICATE	-	0.00
INDIGENT GUARDIANSHIP	-	19,070.00
DOMESTIC VIOLENCE	-	13,634.00
LEGAL AID	-	14,950.00
COMPUTER RESEARCH	-	4,911.00
COMPUTERIZATION FEE	-	16,320.00
PUTATIVE FATHER REG. FUND	-	570.00
BOND RECEIVED	-	0.00
MANUAL DISTRIBUTION	-	0.00
CHECKS	-	0.00
CONDUCT OF BUSINESS	-	802.00
PORTAGE COUNTY LEGAL NEWS	-	14,261.50
UNCLAIMED FUNDS	-	122.36
TOTAL 2013 DISBURSEMENTS	-	<u>\$208,551.60</u>

2013 PROBATE ITEMIZED ACCOUNTING

TOTAL DISBURSEMENTS MADE TO
PORTAGE COUNTY: - **\$176,507.75**

(REFLECTS CLERK FEES, INVESTIGATION
FEES, DOMESTIC VIOLENCE FEES,
COMPUTER RESEARCH FEES, CONDUCT OF
BUSINESS FEES, INDIGENT GUARDIANSHIP
FEES, AND UNCLAIMED FUNDS.)

(COMPUTER RESEARCH, COMPUTERIZATION
FEES, CONDUCT OF BUSINESS, AND INDIGENT
GUARDIANSHIP FEES ARE TO BE MAINTAINED
IN SEPARATE FUNDS FOR THIS COURT'S USE ONLY.)

TOTAL DISBURSEMENTS MADE TO
THE **STATE OF OHIO** - **\$ 17,782.35**

(REFLECTS FEES FOR ADOPTION
BIRTH CERTIFICATES, LEGAL AID,
AND PUTATIVE FATHER REG. FEES.)

TOTAL DISBURSEMENTS MADE TO THE
PORTAGE COUNTY LEGAL NEWS - **\$14,261.50**

(REFLECTS PUBLISHING COSTS AND
NEW CASE FILINGS.)

TOTAL 2013 DISBURSEMENTS: **\$208,551.60**

Prepared by: D.M. THARP
04 February 2014

DIRECTORY OF PERSONNEL

PORTAGE COUNTY JUVENILE DIVISION

**8000 INFIRMARY ROAD
RAVENNA, OHIO 44266**

COMMON PLEAS COURT

PORTAGE COUNTY

JUVENILE DIVISION

DIRECTORY OF PERSONNEL

THE HONORABLE THOMAS J. CARNES, JUDGE

COURT SUPPORT STAFF

James J. Aylward	Chief Magistrate
Joseph Szymanski	Magistrate
Denise Metropulos/Tharp	Court Reporter Court Administrator Fiscal Administrator
Lenny Sorboro	Director of Youth Rehabilitation
Sheila Cecora.....	Chief Deputy Clerk
Robert White.....	Director of Psychology/Substance Abuse Services

PSYCHOLOGY DEPARTMENT SUPPORT STAFF

Alison Steinberg.....	Psychological Assistant
-----------------------	----------------------------

PROBATION, PSYCHOLOGY, AND ADMINISTRATIVE ASSISTANT

Christy Troyer

JUVENILE DIRECTORY OF PERSONNEL CONT'D

DEPUTY CLERKS

Sheila Cecora	Chief Deputy Clerk
Lynette Ray.....	Delinquency Clerk
Margaret Carr.....	Job & Family Service Deputy Clerk
Linda Ricci.....	Private Cases Deputy Clerk
Rebecca Hale	Child Support Enforcement Clerk
Judy Sheaffer	Receptionist and Traffic Deputy Clerk
Michelle Zuponcic	Assignment Clerk

FISCAL DEPARTMENT

Denise Metropulos/Tharp	Grants Coordinator Administrator
Judi Payden	Juvenile Court Fiscal Officer

PROBATION DEPARTMENT

Lenny Sorboro	Director of Youth Rehabilitation
Jeffrey Cunningham.....	Chief Probation Officer
Rory Franks.....	Assistant Chief Probation Officer

JUVENILE DIRECTORY OF PERSONNEL CONT'D

Probation Dept. Cont'd.

Jennifer Allen.....	Intensive Probation Officer
Ed O'Bryant.....	Intensive Probation Officer
Jessica Letta	Probation Officer
Nicole Lambert	Probation Officer
Leonard Bahney	Electronic Monitoring Probation Officer
Eugene Clinkscale.....	Probation Officer
Jerry Powell	Diversion Services Intervention Specialist
Dan Patz	Substance Specialist
Kelli Stefansic	Restitution/Community Service Officer
Christy Troyer.....	Administrative Assistant
Kimberly Benner	Receptionist/Secretary

JUVENILE DIRECTORY OF PERSONNEL CONT'D

LEGAL DEPARTMENT

Alison Manayan Blackmore	Job&Family
Charmine Ballard	Services Prosecutor
Roxanna Lyle	Child Support
Nancy Morrison	Enforcement Prosecutor
Chad Hawks	State Prosecutor

BAILIFFS

Scott Wolverton
Paul Fisher

PORTAGE/GEAUGA COUNTY JUVENILE DETENTION CENTER

THOMAS J. REHNERT, SUPERINTENDENT

BRANDON WINARCHICK, ADMINISTRATIVE ASSISTANT

**2013 PORTAGE COUNTY JUVENILE COURT
STATISTICS**

<u>CASE TYPE</u>	<u>DELINQUENCY</u>		<u>UNRULY</u>		<u>TRAFFIC</u>	
	<u>2012</u>	<u>2013</u>	<u>2012</u>	<u>2013</u>	<u>2012</u>	<u>2013</u>
NEW CASES FILED	557	464	48	33	506	571
TRANSFERRED IN/ REACTIVATED CASES	<u>159</u>	<u>147</u>	<u>11</u>	<u>4</u>	<u>35</u>	<u>15</u>
TOTAL	716	611	59	37	541	586

	<u>DEP./ABUSED & NEGLECTED</u>		<u>PERMANENT CUSTODY</u>	
NEW CASES FILED	136	141	13	9
TRANSFERRED IN/ REACTIVATED CASES	<u>0</u>	<u>4</u>	<u>4</u>	<u>2</u>
TOTAL	136	145	17	11

	<u>CUSTODY & VISITATION</u>		<u>PARENTAGE</u>		<u>SUPPORT ENFORCEMENT</u>	
NEW CASES FILED	139	174	32	39	149	128
TRANSFERRED IN/ REACTIVATED CASES	<u>150</u>	<u>118</u>	<u>5</u>	<u>4</u>	<u>334</u>	<u>394</u>
TOTAL	289	292	37	43	483	522

	<u>ADULT</u>		<u>OTHER</u>	
NEW CASES FILED	35	29	2	8
TRANSFERRED IN/ REACTIVATED CASES	<u>10</u>	<u>2</u>	<u>0</u>	<u>0</u>
TOTAL	45	31	2	8

TOTAL NEW CASES	1617	1596
TOTAL TRANS./REACT.	<u>708</u>	<u>690</u>
TOTAL	2325	2286

DELINQUENT CHARGES

<u>OFFENSES</u>	<u>2012</u>	<u>2013</u>	<u>OFFENSES</u>	<u>2012</u>	<u>2013</u>
VEHICULAR MANSLAUGHTER	1	0	VEHICULAR VANDALSIM	0	4
VEHICULAR HOMICIDE	1	0	RAILROAD VANDALISM, TRESP. INTERFERENCE	0	1
AGGRAVATED VEHICULAR ASSAULT	1	3	AGG. ROBBERY OFFENDER ARMED	1	0
VEHICULAR ASSAULT	0	2	COMPLICITY TO AGG.ROBBERY	1	0
FELONIOUS ASSAULT	3	4	ROBBERY	3	2
FELONIOUS ASSAULT DEADLY WEAPON USED	1	2	AGGRAVATED BURGLARY OFFENDER ARMED	1	0
ASSAULT	66	33	AGGRAVATED BURGLARY	2	0
AGGRAVATED MENACING	9	10	BURGLARY	9	6
MENACING	9	3	COMPLICITY TO BURGLARY	4	0
ATTEMPTED MENACING BY BY STALKING	0	1	BREAKING & ENTERING	7	4
MENACING BY STALKING	0	2	AGGRAVATED TRESPASSING	2	1
ABDUCTION	0	1	CRIMINAL TRESPASS	27	12
EXTORTION	1	0	ATTEMPTED THEFT	1	2
RAPE	1	5	THEFT	84	60
GSI	2	9	COMPLICITY TO THEFT	1	2
SEXUAL IMPOSITION	1	0	COMPLICITY TO THEFT OF A MOTOR VEHICLE	0	1
ILLEGAL USE OF A MINOR IN NUDITY ORIENTED MATERIAL	0	2	COMPLICITY TO UNAUTH. USE OF M/V	1	0
ARSON	2	1	UNAUTH. USE OF M/V	5	5
DISRUPTING PUBLIC SERVICE	0	1	TELECOMMUNICATIONS FRAUD	1	0
VANDALISM	10	3	MISUSE OF CREDIT CARD	3	2
COMPLICITY TO CRIMINAL DAMAGING	0	2	FORGERY	1	0
CRIMINAL DAMAG./ENDANG.	27	16	TAMPERING WITH RECORDS	1	0
CRIMINAL MISCHIEF	11	8	TAKING THE IDENTITY OF ANOTHER	1	0

<u>OFFENSES</u>	<u>2012</u>	<u>2013</u>	<u>OFFENSES</u>	<u>2012</u>	<u>2013</u>
RECEIVING STOLEN PROPERTY	26	7	CULTIVATION OF MARIJUANA	3	0
DISORDERLY CONDUCT	48	58	POSS. OF MARIJUANA	14	19
TELECOMM. HARASSMENT	2	0	DRUG ABUSE	9	28
INDUCING PANIC	7	2	POSSESSION OF DRUGS	39	39
MAKING FALSE ALARMS	4	4	POSSESSING DRUG ABUSE INSTRUMENTS	1	1
DOMESTIC VIOLENCE	91	61	POSS. OF DRUG PARAPH.	37	42
FALSIFICATION	4	4	ABUSING HARMFUL INTOXICANTS	3	0
OBST. OFFICIAL BUSINESS	16	14	OPEN CONTAINER	3	1
FAILURE TO COMPLY WITH ORDER/SIGNAL	1	0	PROHIBITIONS	81	66
FLEEING/ELUDING	1	0	DANGEROUS DRUGS	1	3
RESISTING ARREST	13	10	HIT SKIP LVG THE SCENE	0	1
ESCAPE	1	1	MISREPRESENTATION	0	1
HARASSMENT BY INMATE	1	0			
ATTEMPTED	1	0			
COMPLICITY	3	1	DYS PLACEMENT	0	1
ILLEGAL CONVEY./POSS. OF A DEADLY WEAPON IN SCHOOL ZONE	2	2	PAROLE VIOLATION	1	0
CCW	2	3	TRUANCY BY DELINQ.	39	32
DISCHARGING FIREARMS	1	0			
POSS. OF CRIMINAL TOOLS	8	5	UNRULY OFFENSES FILED W DELINQUENT OFFENSE	42	32
TRAFFICKING IN DRUGS	0	5			
TRAFFICKING IN MARIJUANA	1	0			
COMPLICITY TO ILLEGAL ASSEMBLY/POSS OF CHEM. FOR MANUF OF DRUGS	1	0	TOTAL CHARGES	810	656
ILLEGAL ASSEMBLY/POSS OF CHEM. FOR MANUF OF DRUG	2	3	TOTAL CASES	716	611

NOTICE OF ALLEGED PROBATION/DISPOSITION VIOLATIONS

	<u>2012</u>	<u>2013</u>
EXTEND THE CHILD'S PROBATION	0	0
IMPOSE THE CHILD'S PREV. SUSPENDED PERIOD OF DETENTION	1	0
REVIEW AND/OR MODIFY THE COURT'S PREV. DISP. ORDER	1	1
REVOKE THE COURT'S PREV. ORDER OF HOUSE ARREST & DETAIN	0	3
REVOKE THE CHILD'S PROBATION	107	82
PAROLE VIOLATIONS	3	0
DISPOSITION VIOLATIONS	<u>24</u>	<u>13</u>
TOTAL	136	99

ADULT CHARGES FILED

	<u>2012</u>	<u>2013</u>
CONTRIBUTING TO THE UNRULINESS/DELINQUENCY OF A MINOR	38	15
FAILING TO SEND CHILD TO SCHOOL	<u>8</u>	<u>20</u>
TOTAL	46	35

UNRULY CHARGES**WARRANTS**

<u>OFFENSE</u>	<u>2012</u>	<u>2013</u>		<u>ISSUED</u>	<u>SERVED</u>
CURFEW	17	11	ADULT	2	1
RUNAWAY	2	1	CIVIL	79	67
TRUANCY	0	1	DELINQ./UNRULY	66	63
TOBACCO VIOL	2	0	TRAFFIC	<u>1</u>	<u>2</u>
UNRULY	<u>40</u>	<u>23</u>		148	133
TOTAL	61	36			

TRAFFIC CHARGES

<u>OFFENSE</u>	<u>2012</u>	<u>2013</u>	<u>OFFENSE</u>	<u>2012</u>	<u>2013</u>
OWNER REQ. TO FILE APPLIC	5	4	SPEED	89	133
FAILURE TO DISPLAY PLATES	8	7	SPEED FOR CONDITIONS	6	18
DISPLAY OF PLACE CARDS	1	0	SPEED ZONE REDUCED	51	36
OPERATORS PERMIT W/O A LICENSED DRIVER	2	2	SPEED ZONES 55 MPH	35	38
DRIV UNDER FRA SUSP.	1	1	SPEED ZONE 65 MPH	44	26
DRIV. UNDER SUSPENSION	11	10	LANES OF TRAVEL	5	3
NO OPERATORS LICENSE	18	9	RULES OF PASSING VEHICLES	1	0
PROB. LICENSE FOR MINOR	15	11	PASSING ON THE RIGHT	2	0
ALL OCCUPANTS SECURE	1	0	DRIVING LEFT OF CENTER	2	2
LICENSE REQ. ON PERSONS	0	1	HAZARDOUS ZONES	3	1
CURFEW VIOL TEMP PERMIT	0	1	VIOL. OF ONE WAY TRAFFIC	1	1
DISOBEYING TRAFFIC CONTROL DEVICE/SIGNS	13	11	DRIVING IN MARKED LANES	9	13
SIGNAL LIGHTS	9	11	FOLLOWING TOO CLOSE	1	4
PEDESTRIAN CONTROL SIGNALS	0	1	URNS AT INTERSECTIONS	3	1
D.U.I.	9	14	U-TURNS	1	1
MARIJUANA METABOLITE	3	3	STARTING & BACKING	5	6
O.V.U.A.C.	8	6	TURN & STOP SIGNS	6	4
RECKLESS OPERATION	11	1	FTY @ INTERSECTIONS	4	1
RECKLESS OPERATION ON PRIVATE PROPERTY	4	3	FTY TURNING LEFT	14	19
FAILURE TO CONTROL	46	63	FTY @ STOP & YIELD SIGNS	35	27
DRIV USING ELECTRONIC WIRELESS COMMUN	0	1	FTY FROM PRIVATE DRIVE	10	12
ASSURED CLEAR DISTANCE	55	59	FTY TO A PUBLIC SAFETY VEHICLE	2	0
APPROACHING STATIONARY PUBLIC SAFETY VEHICLE	1	1	FTY TO PEDESTRIAN	1	0
			RIDING OUTSIDE OF VEHICLE	0	1
			MOTORIZED BICYCLE RULES	1	0

TRAFFIC CHARGES

<u>OFFENSE</u>	<u>2012</u>	<u>2013</u>		<u>2012</u>	<u>2013</u>
SCHOOL BUS VIOLATION	2	4			
NO CHILD RESTRAINT	2	0	TOTAL TRAFFIC CHARGES	611	631
LITTERING	1	2	TOTAL TRAFFIC CASES	541	586
UNSAFE VEHICLE	1	2			
LIGHTED LIGHTS REQUIRED	2	3			
HEADLIGHTS	2	3			
TAIL & LICENSE LIGHTS	6	2	<u>PORTAGE COUNTY</u>		
NO BRAKE LIGHTS	0	1	<u>LAW ENFORCEMENT FILINGS</u>		
FAILURE TO DIM LIGHTS	2	1		<u>2012</u>	<u>2013</u>
TINTED WINDSHIELDS	2	3	AURORA	56	60
SEATBELT	31	36	BRADY LAKE	0	3
UNSECURE LOAD	0	1	BRIMFIELD	25	19
OPERATION ON OR NEAR HWY, STREET OR ROAD	0	1	GARRETTSVILLE	2	5
PROHIBITIONS ON USE	3	0	HIRAM	8	3
OPERATOR'S LICENSE REQ.	0	1	KENT	50	55
HIT SKIP LEAVING THE SCENE INVOLV. INJURY	4	0	KENT STATE UNIVERSITY	4	1
FICTITIOUS PLATES	0	1	MOGADORE	4	3
FICTITIOUS REGISTRATION	0	1	MANTUA	22	16
SHORTCUTTING	1	0	ODNR	0	0
OPERT ATV VEHICLE ON STREET OR HIGHWAY	0	1	OSP POST 67	272	258
			OSP 91	12	28
			PCSO	25	30
			RAVENNA	24	22
			STREETSBORO	68	81
			WINHDAM	4	5
			TOTAL PORTAGE COUNTY	576	589
			FILINGS TRANSFERRED FROM OTHER COUNTIES	35	42

DEPENDENT, NEGLECTED & ABUSED CHARGES

<u>DEPENDENCY</u>	<u>2012</u>	<u>2013</u>
DEPARTMENT OF JOB & FAMILY SERVICES - EMERGENT	74	90
DEPARTMENT OF JOB & FAMILY SERVICES - NON-EMERGENT	62	55
TOTAL	136	145

NEGLECT

DEPARTMENT OF JOB & FAMILY SERVICES - EMERGENT	66	87
DEPARTMENT OF JOB & FAMILY SERVICES - NON -EMERGENT	43	46
TOTAL	109	133

ABUSED

DEPARTMENT OF JOB & FAMILY SERVICES - EMERGENT	54	60
DEPARTMENT OF JOB & FAMILY SERVICES - NON- EMERGENT	<u>32</u>	<u>22</u>
TOTAL	86	82

<u>MOTION FOR PERMANENT CUSTODY/SURRENDER</u>	17	11
------------------------------------------------------	-----------	-----------

ALL OTHER CASES

INTERSTATE COMPACT	1	0
JUDICIAL BY-PASS	1	0
FOSTER HOME PLACEMENT	0	1
NOTICE OF ADOPTION AGREEMENT	0	4
PETITION FOR CIVIL PROTECTION ORDER	<u>0</u>	<u>3</u>
TOTAL	2	8

PATERNITY

PATERNITY COMPLAINT - PRIVATE COUNSEL FILINGS	23	26
PATERNITY COMPLAINT - CHILD SUPPORT ENFORCEMENT FILINGS	<u>10</u>	<u>13</u>
TOTAL	33	39

CUSTODY AND VISITATION**NEW CASES FILED**

	<u>2012</u>	<u>2013</u>
CARETAKER AUTHORIZATION FORM	1	9
COMPLAINT FOR CUSTODY	81	99
COMPLAINT FOR CUSTODY AND CHILD SUPPORT	2	3
COMPLAINT FOR SHARED PARENTING	4	9
COMPLAINT TO ESTABLISH VISITATION	9	20
POWER OF ATTORNEY	<u>42</u>	<u>34</u>
TOTAL	139	174

TRANSFERRED/REACTIVATED CASES & MOTIONS

MOTION FOR CHANGE OF CUSTODY	35	26
MOTION FOR CONTEMPT	13	13
MOTION FOR CUSTODY	34	26
MOTION TO MODIFY VISITATION	14	10
MOTION TO MODIFY SHARED PARENTING	9	8
MOTION FOR SHARED PARENTING	3	2
MOTION FOR VISITATION	24	22
MOTION TO TERMINATE CUSTODY	0	2
MOTION TO TERMINATE VISITATION	1	4
SECOND/SUBSEQUENT POA/CA	<u>17</u>	<u>5</u>
TOTAL	150	118

SUPPORT ENFORCEMENT OR MODIFICATION**NEW CASES FILED**

COMPLAINT FOR CHILD SUPPORT	3	7
COMPLAINT FOR CHILD SUPPORT/ADOPTION OF ADMIN. ORDERS	131	113
MOTION TO MODIFY CHILD SUPPORT	4	1
MOTION TO TERMINATE CHILD SUPPORT	4	3
REVIEW/OBJECTION TO ADMINISTRATIVE ORDER	<u>7</u>	<u>4</u>
TOTAL	149	128

TRANSFERRED/REACTIVATED CASES & MOTIONS

MOTION FOR CHILD SUPPORT	39	48
MOTION FOR CONTEMPT	4	5
MOTION TO DETERMINE ARREARAGES AND CONTEMPT	156	163
MOTION TO IMPOSE SUSPENDED SENTENCE/CONTEMPT	21	34
MOTION TO MODIFY CHILD SUPPORT	15	12
MOTION TO TERMINATE CHILD SUPPORT	12	11
NOTICE OF REVISED AMOUNT OF CHILD SUPPORT	85	118
REVIEW/OBJECTION TO ADMINISTRATIVE ORDER	<u>2</u>	<u>3</u>
TOTAL	334	394

DISPOSITION STATISTICS***DELINQUENCY CASES***

COMMUNITY SERVICE	11
COSTS	8
COSTS SUSPENDED	3
DISMISSED	235
DYS	1
DYS SUSPENDED	11
NO DISPOSITION ORDERED	4
PROBATION	7
TRAINING/TREATMENT/EVAL.	81
TRAINING/TREATMENT/EVAL. SUSPENDED	198
TRANSFER TO ANOTHER COUNTY	35
WARRANT	31
TOTAL	625

UNRULY CASES*

COMMUNITY SERVICE	2
COSTS	6
COSTS SUSPENDED	3
DISMISSED	11
HOUSE ARREST	2
NOT AVAILABLE	1
PROBATION	6
TRANSFER TO ANOTHER COUNTY	2
WARRANT	2
TOTAL	35

TRAFFIC CASES*

ADMIT	376
ADMIT/AMENDED CHARGE	42
ADMIT -WAIVER CITATION	141
DISMISSED	12
NO CONTEST	5
TRANSFER TO ANOTHER COUNTY	2
WARRANT	1
TOTAL	579

PERMANENT CUSTODY

PERMANENT CUSTODY GRANTED	11
TOTAL	11

DEP./NEG./ABUSED CASES*

DISMISSED	14
LEGAL CUSTODY	3
LEGAL CUST. PROT. SUPERV.	4
NO DISPOSITION	3
PROTECTIVE SUPERVISION	28
TEMP. CUSTODY/PCDJFS	90
TOTAL	142

ADULT CASES*

COMMUNITY SERVICE	2
COSTS	4
COSTS SUSPENDED	2
DISMISSED	14
JAIL	1
WARRANT	2
TOTAL	25

**CUSTODY & VISIT./PATERNITY/
SUPPORT ENFORCEMENT**

ADMIT	21
COMPLAINT DENIED	7
COMPLAINT GRANTED	124
COMPLAINT WITHDRAWN	15
DISMISSED COMPLAINT/MOTION	91
MODIFICATION GRANTED	120
MOTION DENIED	14
MOTION GRANTED	271
MOTION OVERRULED	1
MOT TO WITHDRAW MOT GRANTED	9
NO DISPOSITION ORDERED	56
SHARED PARENTING	27
TRANSFER TO ANOTHER COUNTY	1
WARRANT	53
TOTAL	810

OTHER CASES

DISMISSED	2
NO DISPOSITION	5
TOTAL	7

*DISPOSITIONS ABOVE REPRESENT THE PRINCIPLE DISPOSITION ORDERED. A CASE CAN HAVE MORE THAN ONE DISPOSITION.

2013 PORTAGE COUNTY JUVENILE COURT
FISCAL ACCOUNTING

**ITEMIZED ACCOUNTING FOR
THE PORTAGE COUNTY JUVENILE COURT
FOR CALENDAR YEAR 2013**

REVENUE:

OPEN ITEMS AS OF DECEMBER 31, 2012	-	\$ 6,666.42
RECEIPTS COLLECTED IN YEAR 2013	-	109,557.82
TOTAL 2013 REVENUE	-	<u>\$116,224.24</u>

- - -

DISBURSEMENTS:

JANUARY 2013 THROUGH DECEMBER 2013
DISBURSEMENTS – (VERIFIED BY END OF YEAR
ACTUAL LISTING REPORTS) \$110,600.57

TOTAL DISBURSEMENTS FOR 2013	-	<u>\$110,600.57</u>
------------------------------	---	----------------------------

- - -

TOTAL REVENUE COLLECTED LESS DISBURSEMENTS IN 2013	-	<u>\$ 5,623.67</u>
-------------------------------------------------------	---	---------------------------

- - -

OPEN ITEMS ENDING DECEMBER 31, 2013 (VERIFIED BY BANK STATEMENT AND OPEN ITEMS COMPUTER REPORT)	-	<u>\$ 5,623.67</u>
-------------------------------------------------------------------------------------------------------	---	---------------------------

12/31/13 ENDING BANK BALANCE (VERIFIED ON THIS COURT'S 12/13 BANK STATEMENT)	-	\$ 8,411.99
------------------------------------------------------------------------------------	---	-------------

LESS OUTSTANDING CHECKS (INCLUDED ARE DECEMBER 2013 EOM CHECKS NOT YET CASHED)	-	\$ 2,788.32
--------------------------------------------------------------------------------------	---	-------------

BALANCE FOR YEAR 2013	-	<u>\$ 5,623.67</u>
-----------------------	---	---------------------------

ITEMIZED ACCOUNTING
JUVENILE COURT 2013

AVAILABLE ARE THIS COURT'S MONTHLY
ACTUAL LISTING REPORTS AND THIS
COURT'S BANK TRANSACTION LISTING REPORTS
VERIFYING DEPOSITS AND REFUNDS.

- - -

2013 DISBURSEMENTS TOTALING
\$110,600.57

REHABILITATIVE SUPPORT	-	\$13,716.76
COURT COSTS	-	29,466.10
COUNTY FINES	-	15,752.40
REPARATION/VICTIM CRIME	-	6,978.76
SEATBELT FINES	-	909.00
OHIO STATE PATROL FINES	-	4,649.24
CLERK FEES	-	457.85
COMPUTER RESEARCH	-	3,396.09
COMPUTERIZATION FEE	-	11,151.98
BRIMFIELD POLICE DEPARTMENT	-	175.00
SMITH TOWNSHIP PD	-	17.50
INDIGENT APPLICATION FEES	-	3,426.89
LAW LIBRARY	-	192.50
PORTAGE COUNTY LEGAL NEWS	-	667.00
DRUG LAW ENFORCEMENT FUND	-	1,579.74
INDIGENT DRIVER'S ALCOHOL FUND	-	698.27
INDIGENT DEFENSE SUPPORT FUND	-	17,025.72
JUSTICE PROGRAM SERVICE	-	51.15
RETURN OF BONDS	-	150.00
UNCLAIMED FUNDS	-	138.62

TOTAL 2013 DISBURSEMENTS - \$110,600.57

ITEMIZED ACCOUNTING
JUVENILE COURT 2013

2013 DISBURSEMENTS
MADE TO PORTAGE COUNTY:

\$ 13,716.76 in Detention Support Fees
29,466.10 in Court Costs
15,752.40 in County Fines
457.85 in Clerk Fees
3,396.09 in Computer Research
11,151.98 in Computerization Fees
138.62 in Unclaimed Funds

TOTAL: \$ 74,079.80

2013 DISBURSEMENTS MADE
TO THE STATE OF OHIO:

\$ 6,978.76 in Reparation/Victim Crime
909.00 in Seatbelt Fees
4,649.24 in OSP Fines
51.15 in Justice Program Services
1,579.74 in Drug Law Enforcement Fund
698.27 in Indigent Alcohol Driver's Fund
17,025.72 in Indigent Defense Support fund

TOTAL: \$31,891.88

OTHER 2013 DISBURSEMENTS:

\$ 667.00 to Portage County Legal News for Publication costs
192.50 to Portage County Law Library
which is 50% of Township Fees
3,426.89 Indigent Application Fee
150.00 Return of Bonds

TOTAL: \$4,436.39

ITEMIZED ACCOUNTING
JUVENILE COURT 2013

**FOLLOWING DISBURSEMENTS TO TOWNSHIP POLICE
DEPARTMENT'S REPRESENTS 50% OF FINES COLLECTED:**

\$ 175.00 to Brimfield Police Department
17.50 to Smith Township Police Department

TOTAL DISBURSEMENTS TO POLICE AGENCIES: \$192.50

TOTAL 2013 DISBURSEMENTS: \$110,600.57

Prepared by: D.M. Tharp – 9 January 2014

**2013 PORTAGE COUNTY JUVENILE COURT
DEPARTMENT OF YOUTH REHABILITATION
STATISTICAL DATA**

DEPARTMENT OF YOUTH REHABILITATION

STATISTICAL DATA

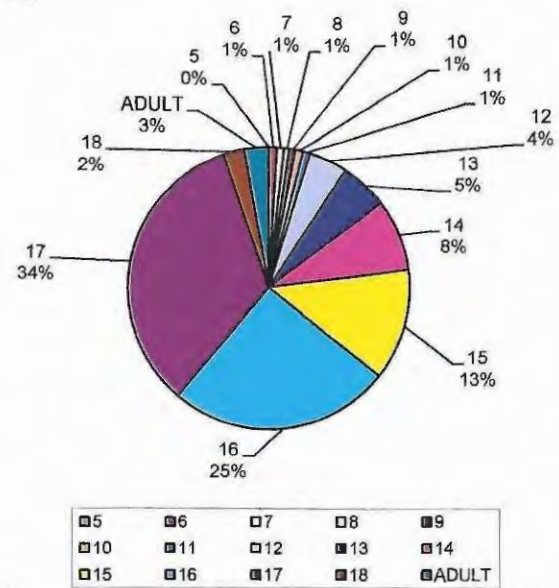
2013

CLASSIFICATION BY COMPLAINTS RECEIVED

1. Classification by Age
2. Classification by Gender
3. Classification by Offense Level
4. Classification by Race
5. Classification by Action Taken
6. Classification by Referral Source
 - A. Law Enforcement Departments
 - B. Department of Youth Rehabilitation
 - C. Out of County Departments
 - D. Portage County Schools
7. Classification by Offense

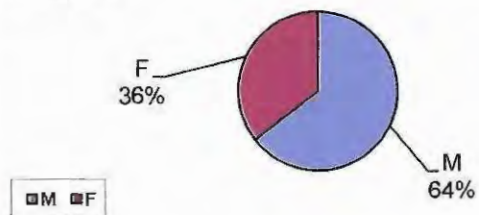
AGE	TOTAL	PERCENT
5	0	0.00%
6	10	0.89%
7	9	0.80%
8	7	0.62%
9	8	0.71%
10	10	0.89%
11	9	0.80%
12	50	4.44%
13	62	5.50%
14	94	8.34%
15	143	12.69%
16	287	25.47%
17	379	33.63%
18	27	2.40%
ADULT	32	2.84%
TOTAL	1127	100.00%

AGE



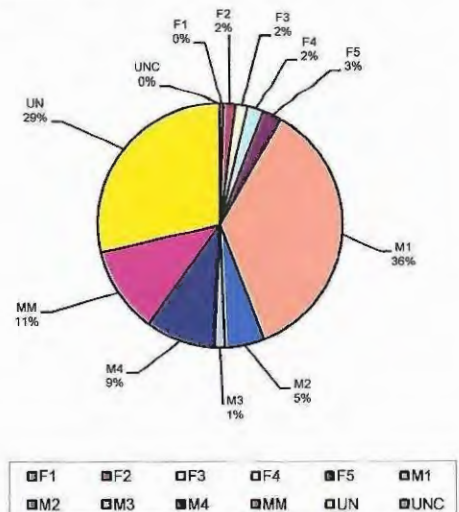
GENDER	TOTAL	PERCENT
M	726	64.42%
F	401	35.58%
TOTAL	1127	100.00%

GENDER



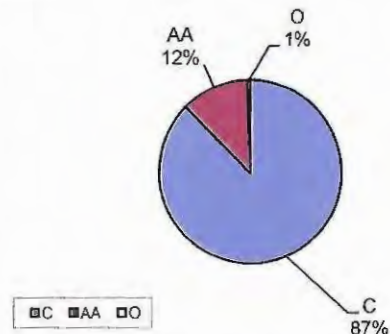
OFFENSE LEVEL	TOTAL	PERCENT
F1	5	0.44%
F2	18	1.60%
F3	18	1.60%
F4	24	2.13%
F5	29	2.57%
M1	404	35.85%
M2	59	5.24%
M3	15	1.33%
M4	103	9.14%
MM	129	11.45%
UN	323	28.66%
UNC	0	0.00%
TOTAL	1127	100.00%

OFFENSE LEVEL



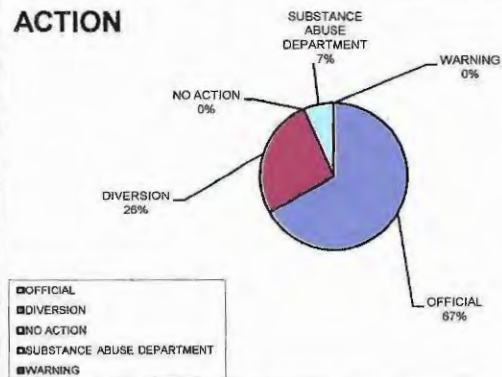
RACE	TOTAL	PERCENT
C	985	87.40%
AA	136	12.07%
O	6	0.53%
TOTAL	1127	100.00%

RACE



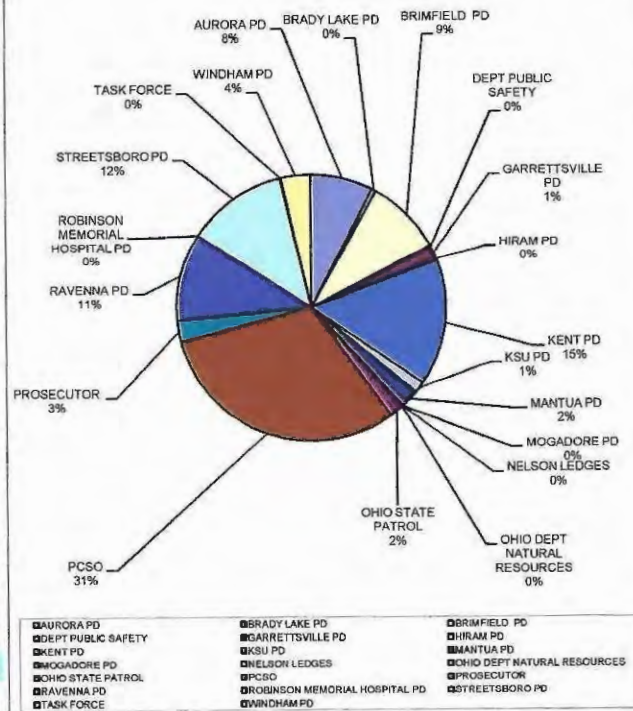
ACTION	TOTAL	PERCENT
OFFICIAL	753	66.81%
DIVERSION	299	26.53%
NO ACTION	0	0.00%
SUBSTANCE ABUSE DEPARTMENT	75	6.65%
WARNING	0	0.00%
TOTAL	1127	100.00%

ACTION



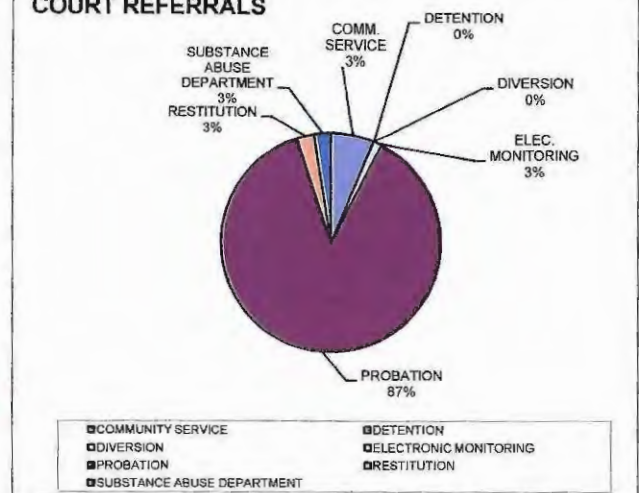
LAW ENFORCEMENT REFERRALS	TOTAL	PERCENT
AURORA PD	61	7.50%
BRADY LAKE PD	4	0.49%
BRIMFIELD PD	75	9.23%
DEPT PUBLIC SAFETY	2	0.25%
GARRETTSVILLE PD	11	1.35%
HIRAM PD	3	0.37%
KENT PD	125	15.38%
KSU PD	11	1.35%
MANTUA PD	18	2.21%
MOGADORE PD	1	0.12%
NELSON LEDGES	0	0.00%
OHIO DEPT NATURAL RESOURCES	1	0.12%
OHIO STATE PATROL	13	1.60%
PCSO	251	30.87%
PROSECUTOR	21	2.58%
RAVENNA PD	88	10.82%
ROBINSON MEMORIAL HOSPITAL PD	0	0.00%
STREETSBORO PD	98	12.05%
TASK FORCE	1	0.12%
WINDHAM PD	29	3.57%
TOTAL	813	100.00%

LAW ENFORCEMENT REFERRALS

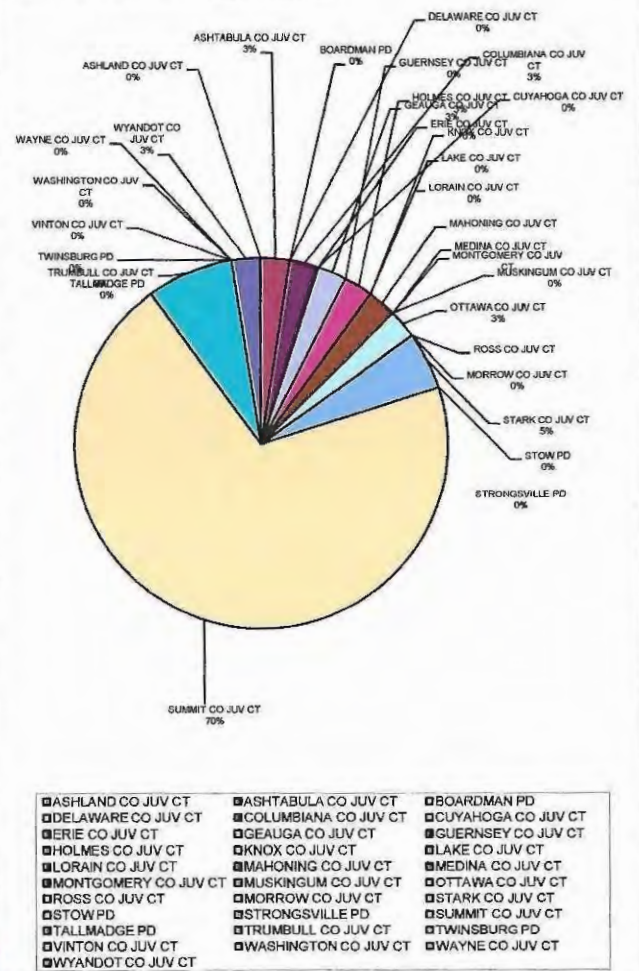


COURT REFERRALS

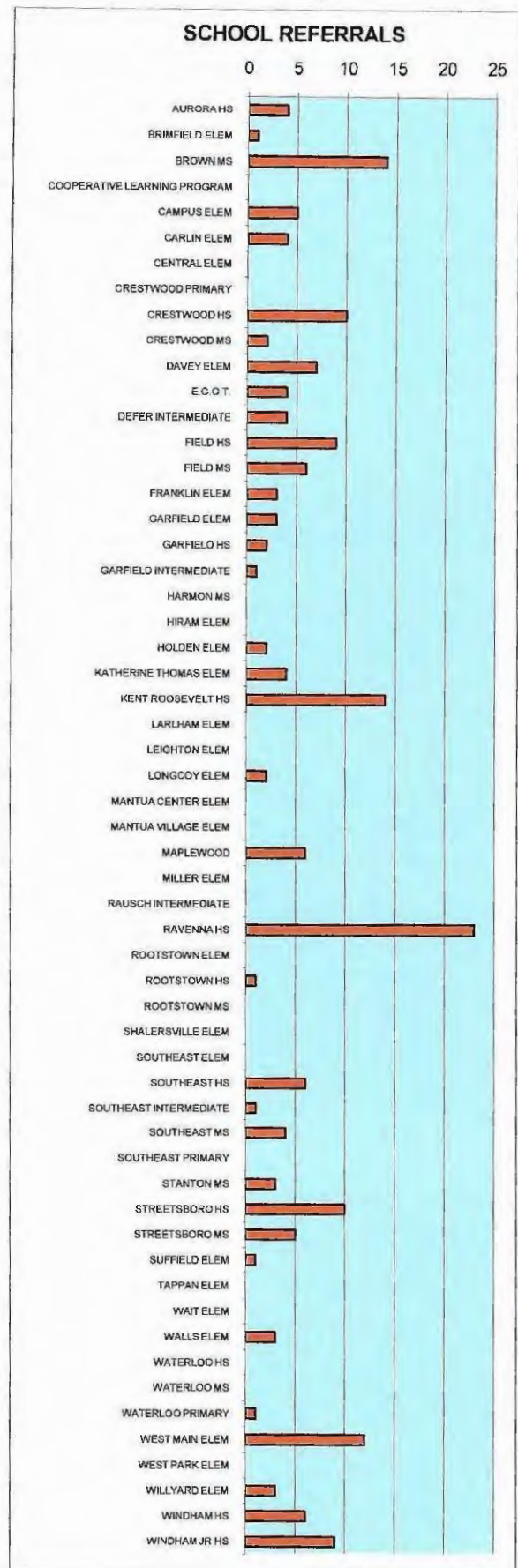
	TOTAL	PERCENT
COMMUNITY SERVICE	5	6.33%
DETENTION	0	0.00%
DIVERSION	0	0.00%
ELECTRONIC MONITORING	1	1.27%
PROBATION	69	87.34%
RESTITUTION	2	2.53%
SUBSTANCE ABUSE DEPARTMENT	2	2.53%
TOTAL	79	100.00%

COURT REFERRALS**OUT OF COUNTY REFERRALS**

	TOTAL	PERCENT
ASHLAND CO JUV CT	0	0.00%
ASHTABULA CO JUV CT	1	2.50%
BOARDMAN PD	0	0.00%
DELAWARE CO JUV CT	0	0.00%
COLUMBIANA CO JUV CT	1	2.50%
CUYAHOGA CO JUV CT	0	0.00%
ERIE CO JUV CT	0	0.00%
GEAUGA CO JUV CT	1	2.50%
GUERNSEY CO JUV CT	0	0.00%
HOLMES CO JUV CT	1	2.50%
KNOX CO JUV CT	0	0.00%
LAKE CO JUV CT	0	0.00%
LORAIN CO JUV CT	0	0.00%
MAHONING CO JUV CT	1	2.50%
MEDINA CO JUV CT	0	0.00%
MONTGOMERY CO JUV CT	0	0.00%
MUSKINGUM CO JUV CT	0	0.00%
OTTAWA CO JUV CT	1	2.50%
ROSS CO JUV CT	0	0.00%
MORROW CO JUV CT	0	0.00%
STARK CO JUV CT	2	5.00%
STOW PD	0	0.00%
STRONGSVILLE PD	0	0.00%
SUMMIT CO JUV CT	28	70.00%
TALLMADGE PD	0	0.00%
TRUMBULL CO JUV CT	3	7.50%
TWINSBURG PD	0	0.00%
VINTON CO JUV CT	0	0.00%
WASHINGTON CO JUV CT	0	0.00%
WAYNE CO JUV CT	0	0.00%
WYANDOT CO JUV CT	1	2.50%
TOTAL	40	100.00%

OUT OF COUNTY REFERRALS

SCHOOL REFERRALS	TOTAL	PERCENT
AURORA HS	4	2.05%
BRIMFIELD ELEM	1	0.51%
BROWN MS	14	7.18%
COOPERATIVE LEARNING PROGRAM	0	0.00%
CAMPUS ELEM	5	2.56%
CARLIN ELEM	4	2.05%
CENTRAL ELEM	0	0.00%
CRESTWOOD PRIMARY	0	0.00%
CRESTWOOD HS	10	5.13%
CRESTWOOD MS	2	1.03%
DAVEY ELEM	7	3.59%
E.C.O.T.	4	2.05%
DEFER INTERMEDIATE	4	2.05%
FIELD HS	9	4.62%
FIELD MS	6	3.08%
FRANKLIN ELEM	3	1.54%
GARFIELD ELEM	3	1.54%
GARFIELD HS	2	1.03%
GARFIELD INTERMEDIATE	1	0.51%
HARMON MS	0	0.00%
HIRAM ELEM	0	0.00%
HOLDEN ELEM	2	1.03%
KATHERINE THOMAS ELEM	4	2.05%
KENT ROOSEVELT HS	14	7.18%
LARLHAM ELEM	0	0.00%
LEIGHTON ELEM	0	0.00%
LONGCOY ELEM	2	1.03%
MANTUA CENTER ELEM	0	0.00%
MANTUA VILLAGE ELEM	0	0.00%
MAPLEWOOD	6	3.08%
MILLER ELEM	0	0.00%
RAUSCH INTERMEDIATE	0	0.00%
RAVENNA HS	23	11.79%
ROOTSTOWN ELEM	0	0.00%
ROOTSTOWN HS	1	0.51%
ROOTSTOWN MS	0	0.00%
SHALERSVILLE ELEM	0	0.00%
SOUTHEAST ELEM	0	0.00%
SOUTHEAST HS	6	3.08%
SOUTHEAST INTERMEDIATE	1	0.51%
SOUTHEAST MS	4	2.05%
SOUTHEAST PRIMARY	0	0.00%
STANTON MS	3	1.54%
STREETSBORO HS	10	5.13%
STREETSBORO MS	5	2.56%
SUFFIELD ELEM	1	0.51%
TAPPAN ELEM	0	0.00%
WAIT ELEM	0	0.00%
WALLS ELEM	3	1.54%
WATERLOO HS	0	0.00%
WATERLOO MS	0	0.00%
WATERLOO PRIMARY	1	0.51%
WEST MAIN ELEM	12	6.15%
WEST PARK ELEM	0	0.00%
WILLYARD ELEM	3	1.54%
WINDHAM HS	6	3.08%
WINDHAM JR HS	9	4.62%
TOTAL	195	100.00%



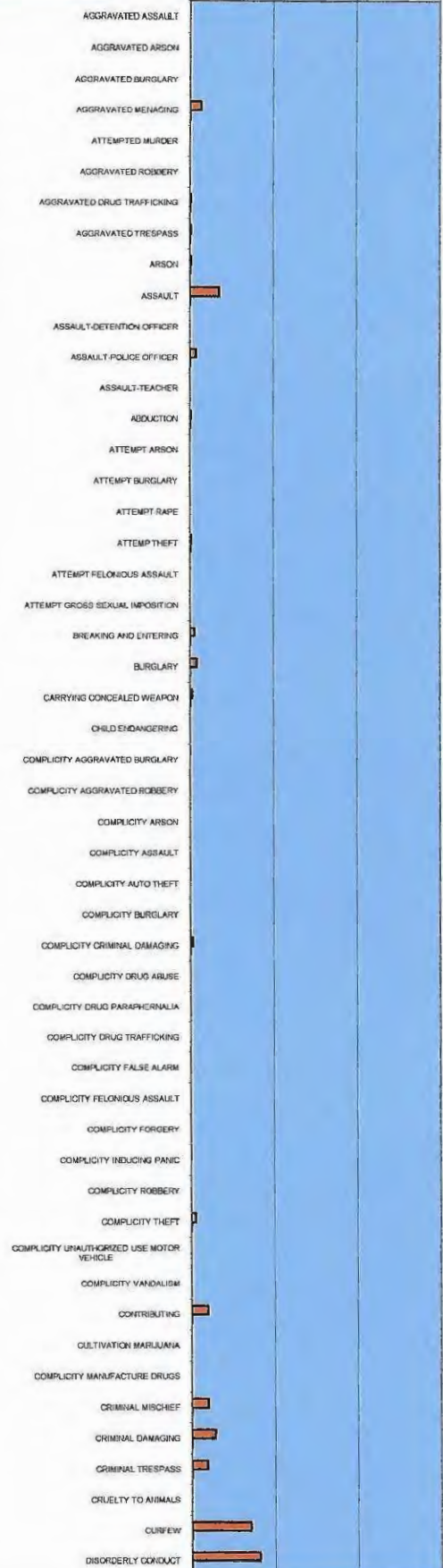
OFFENSE - Page 1

TOTAL PERCENT

AGGRAVATED ASSAULT	0	0.00%
AGGRAVATED ARSON	0	0.00%
AGGRAVATED BURGLARY	0	0.00%
AGGRAVATED MENACING	10	0.89%
ATTEMPTED MURDER	0	0.00%
AGGRAVATED ROBBERY	0	0.00%
AGGRAVATED DRUG TRAFFICKING	1	0.09%
AGGRAVATED TRESPASS	1	0.09%
ARSON	1	0.09%
ASSAULT	26	2.31%
ASSAULT-DETENTION OFFICER	0	0.00%
ASSAULT-POLICE OFFICER	5	0.44%
ASSAULT-TEACHER	0	0.00%
ABDUCTION	1	0.09%
ATTEMPT ARSON	0	0.00%
ATTEMPT BURGLARY	0	0.00%
ATTEMPT RAPE	0	0.00%
ATTEMPT THEFT	1	0.09%
ATTEMPT FELONIOUS ASSAULT	0	0.00%
ATTEMPT GROSS SEXUAL IMPOSITION	0	0.00%
BREAKING AND ENTERING	4	0.35%
BURGLARY	6	0.53%
CARRYING CONCEALED WEAPON	2	0.18%
CHILD ENDANGERING	0	0.00%
COMPLICITY AGGRAVATED BURGLARY	0	0.00%
COMPLICITY AGGRAVATED ROBBERY	0	0.00%
COMPLICITY ARSON	0	0.00%
COMPLICITY ASSAULT	0	0.00%
COMPLICITY AUTO THEFT	0	0.00%
COMPLICITY BURGLARY	0	0.00%
COMPLICITY CRIMINAL DAMAGING	2	0.18%
COMPLICITY DRUG ABUSE	0	0.00%
COMPLICITY DRUG PARAPHERNALIA	0	0.00%
COMPLICITY DRUG TRAFFICKING	0	0.00%
COMPLICITY FALSE ALARM	0	0.00%
COMPLICITY FELONIOUS ASSAULT	0	0.00%
COMPLICITY FORGERY	0	0.00%
COMPLICITY INDUCING PANIC	0	0.00%
COMPLICITY ROBBERY	0	0.00%
COMPLICITY THEFT	4	0.35%
COMPLICITY UNAUTHORIZED USE MOTOR VEHICLE	0	0.00%
COMPLICITY VANDALISM	0	0.00%
CONTRIBUTING	15	1.33%
CULTIVATION MARIJUANA	0	0.00%
COMPLICITY MANUFACTURE DRUGS	0	0.00%
CRIMINAL MISCHIEF	15	1.33%
CRIMINAL DAMAGING	21	1.86%
CRIMINAL TRESPASS	14	1.24%
CRUELTY TO ANIMALS	0	0.00%
CURFEW	53	4.70%
DISORDERLY CONDUCT	61	5.41%

OFFENSES

0 75 150 225




OFFENSE - Page 2

TOTAL PERCENT

DANGEROUS DRUGS	1	0.09%
DANGEROUS ORDNANCE	0	0.00%
CONVEYANCE PROHIBITED ITEMS	0	0.00%
DISCHARGE FIREARM	0	0.00%
DISCHARGE FIREWORKS	0	0.00%
DISRUPTING PUBLIC SERVICE	1	0.09%
DISSEMINATE HARMFUL MATTER	4	0.35%
DOMESTIC VIOLENCE	60	5.32%
DRUG ABUSE	15	1.33%
DRUG PARAPHERNALIA	47	4.17%
DRUG TAMPERING	0	0.00%
DRUG TRAFFICKING	3	0.27%
DRUG ABUSE INSTRUMENTS	1	0.09%
ESCAPE	0	0.00%
ETHNIC INTIMIDATION	0	0.00%
FAILURE TO COMPLY	1	0.09%
FAILURE TO SEND TO SCHOOL	17	1.51%
FALSE ALARM	0	0.00%
FALSE INFORMATION	0	0.00%
FALSIFICATION	5	0.44%
FELONIOUS ASSAULT	7	0.62%
FELONIOUS THEFT	0	0.00%
FICTITIOUS ID	0	0.00%
FAIL TO STOP-ACCIDENT	0	0.00%
FLEEING AND ELUDING	0	0.00%
FORGERY	0	0.00%
FAIL TO SUBMIT-SCHOOL	4	0.35%
GRAND THEFT	1	0.09%
GRAND THEFT AUTO	0	0.00%
GROSS SEXUAL IMPOSITION	9	0.80%
HARASSMENT BY INMATE	0	0.00%
ILLEGAL POSSESSION DEADLY WEAPON	2	0.18%
ILLEGAL USE OF MINOR IN NUDITY	2	0.18%
IMPROPER FURNISHING FIREARMS	0	0.00%
IMPORTUNING	0	0.00%
INCITING VIOLENCE	0	0.00%
INDUCING PANIC	2	0.18%
ILLEGAL MANUFACTURE DRUGS	3	0.27%
IDENTITY FRAUD	0	0.00%
INTIMIDATION OF VICTIM	0	0.00%
INVOLUNTARY MANSLAUGHTER	0	0.00%
LEAVING SCENE ACCIDENT	1	0.09%
MAKING FALSE ALARM	4	0.35%
MENACING	3	0.27%
KIDNAPPING	0	0.00%
MISUSE OF CREDIT CARD	2	0.18%
MISREPRESENTATION	1	0.09%
MENACING BY STALKING	2	0.18%
NEGLIGENT HUNTING	0	0.00%
NO DEER PERMIT	0	0.00%
NUDITY ORIENTED MATERIAL	0	0.00%
OBSTRUCT JUSTICE	2	0.18%
OBSTRUCT OFFICIAL BUSINESS	26	2.31%
OPEN CONTAINER	0	0.00%

OFFENSES


0 75 150 225



OFFENSE - Page 3

PERCENT

PARTICIPATING CRIMINAL GANG	0	0.00%
PASS BAD CHECKS	0	0.00%
POSSESSION CONTROLLED SUBSTANCE	0	0.00%
POSSESSION CRIMINAL TOOLS	5	0.44%
POSSESSION DRUGS	17	1.51%
POSSESSION MARIJUANA	62	5.50%
POSSESSION WEAPON SCHOOL ZONE	0	0.00%
POSSESSION DRUG ABUSE INSTRUMENT	0	0.00%
PROHIBITIONS	117	10.38%
PERJURY	0	0.00%
PUBLIC INDECENCY	0	0.00%
RECEIVING STOLEN PROPERTY	8	0.71%
RAPE	5	0.44%
RETALIATION	0	0.00%
RESISTING ARREST	10	0.89%
TAMPERING WITH RECORDS	0	0.00%
ROBBERY	2	0.18%
SAFECRACKING	0	0.00%
SELL-FURNISH ALCOHOL TO MINOR	0	0.00%
SEXUAL IMPOSITION	0	0.00%
TAMPERING WITH EVIDENCE	0	0.00%
TELECOMMUNICATION HARASSMENT	0	0.00%
TELECOMMUNICATION FRAUD	0	0.00%
THEFT	68	6.03%
THEFT OF GUN	0	0.00%
THEFT OF DRUGS	2	0.18%
TOBACCO	1	0.09%
TRAFFICKING COUNTERFEIT SUBSTANCE	0	0.00%
TRUANCY	174	15.44%
UNAUTHORIZED USE MOTOR VEHICLE	4	0.35%
UNAUTHORIZED USE PROPERTY	0	0.00%
UNAUTHORIZED USE COMPUTER PROPERTY	0	0.00%
UNAUTHORIZED PRACTICE PHARMACY	0	0.00%
UNLAWFUL RESTRAINT	0	0.00%
UNLAWFUL OPERATION WATERCRAFT	0	0.00%
UNRULY	92	8.16%
VANDALISM	3	0.27%
VIOLATION OF COURT ORDER	80	7.10%
VEHICULAR ASSAULT	4	0.35%
VEHICULAR VANDALISM	4	0.35%
VEHICULAR MANSLAUGHTER	0	0.00%
VOYEURISM	0	0.00%
WEAPONS UNDER DISABILITY	0	0.00%
WEAPONS PROHIBITED SCHOOL PROPERTY	0	0.00%
TOTAL	1127	100.00%



**2013 PORTAGE COUNTY JUVENILE COURT
DEPARTMENT OF YOUTH REHABILITATION
DEPARTMENT STATISTICAL DATA**

DEPARTMENT OF YOUTH REHABILITATION

DEPARTMENT STATISTICAL DATA

2013

1. Diversion Services
2. Community Service
3. Restitution
4. Psychological and Substance Abuse Services
5. Electronic Monitoring
6. Probation Services

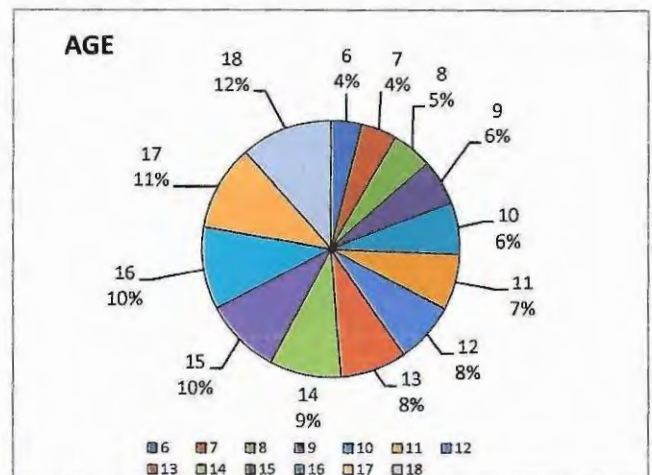
**2013 PORTAGE COUNTY JUVENILE COURT
DIVERSION SERVICES PROGRAM**

DIVERSION SERVICES PROGRAM

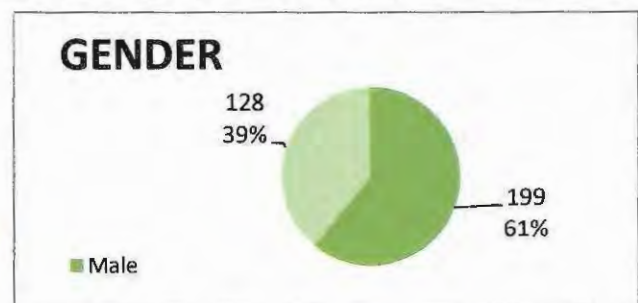
The Department of Diversion Services provides the Court with an alternative, informal sanction in the non-judicial processing of unruly, minor delinquencies and/or school referral, while at the same time holding youth accountable for their actions. Participants in the program are frequently referred to community resources to address their individual needs.

2013 DIVERSION SERVICES ANNUAL REPORT

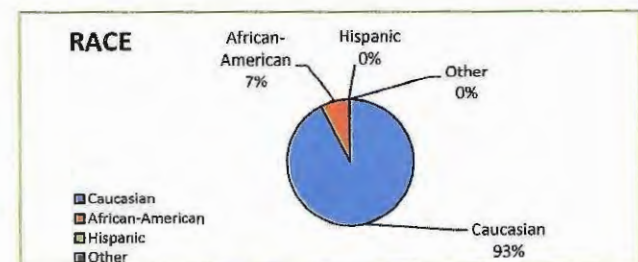
AGE	TOTAL PERCENT	
6	11	3.36%
7	9	2.75%
8	8	2.45%
9	8	2.45%
10	11	3.36%
11	9	2.75%
12	29	8.87%
13	38	11.62%
14	42	12.84%
15	39	11.93%
16	72	22.02%
17	51	15.60%
18	0	0.00%
TOTAL	327	100%



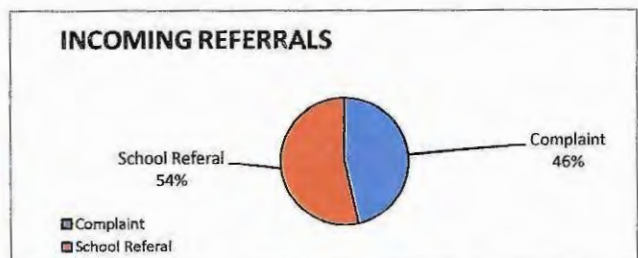
GENDER	TOTAL PERCENT	
Male	199	60.86%
Female	128	39.14%
	0	
TOTAL	327	100%



RACE	TOTAL PERCENT	
Caucasian	302	92.35%
African-American	24	7.34%
Hispanic	0	0.00%
Other	1	0.31%
TOTAL	327	100%



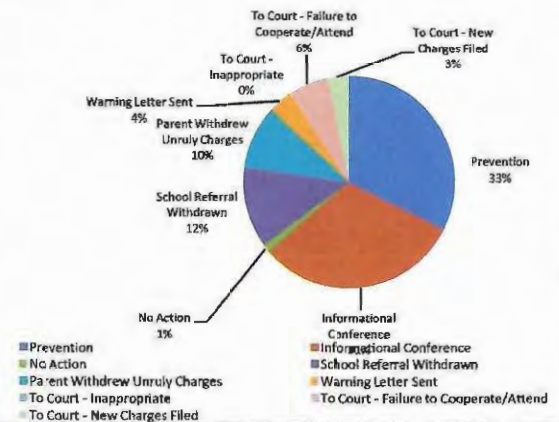
INCOMING REFERRALS	TOTAL PERCENT	
Complaint	152	46.48%
School Referral	175	53.52%
	0	
TOTAL	327	100%



2013 DIVERSION SERVICES ANNUAL REPORT

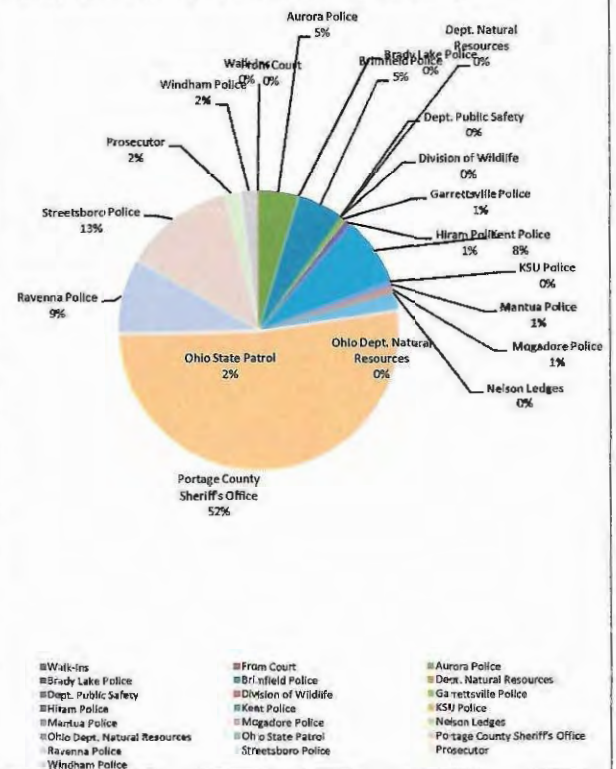
CONTACT TYPE	TOTAL PERCENT	
Prevention	106	32.42%
Informational Conference	102	31.19%
No Action	4	1.22%
School Referral Withdrawn	40	12.23%
Parent Withdrew Unruly Charges	32	9.79%
Warning Letter Sent	13	3.98%
To Court - Inappropriate	0	0.00%
To Court - Failure to Cooperate/Attend	19	5.81%
To Court - New Charges Filed	11	3.36%
TOTAL	327	100%

CONTACT TYPE



PORTAGE COUNTY AGENCY REFERRALS	TOTAL PERCENT	
Walk-Ins	0	0.00%
From Court	0	0.00%
Aurora Police	7	4.67%
Brady Lake Police	0	0.00%
Brimfield Police	8	5.33%
Dept. Natural Resources	0	0.00%
Dept. Public Safety	0	0.00%
Division of Wildlife	0	0.00%
Garrettsville Police	1	0.67%
Hiram Police	1	0.67%
Kent Police	12	8.00%
KSU Police	0	0.00%
Mantua Police	1	0.67%
Mogadore Police	1	0.67%
Nelson Ledges	0	0.00%
Ohio Dept. Natural Resources	0	0.00%
Ohio State Patrol	3	2.00%
Portage County Sheriff's Office	78	52.00%
Ravenna Police	13	8.67%
Streetsboro Police	19	12.67%
Prosecutor	3	2.00%
Windham Police	3	2.00%
TOTAL	150	100%

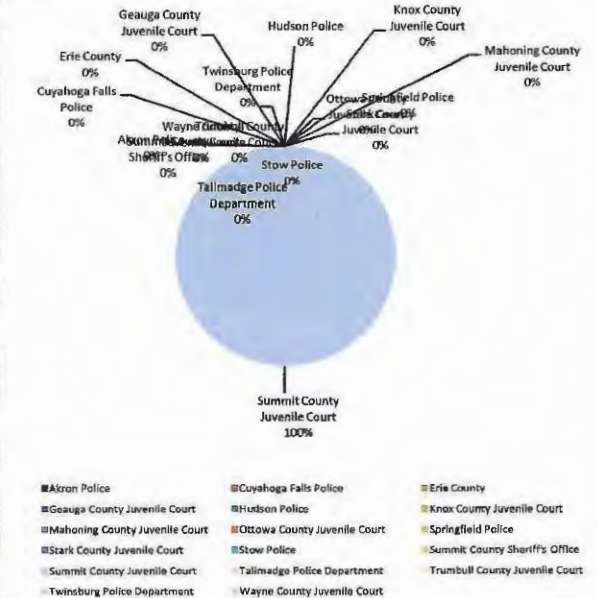
PORTAGE COUNTY AGENCY REFERRALS



2013 DIVERSION SERVICES ANNUAL REPORT

OUT OF COUNTY REFERRALS	TOTAL	PERCENT
Akron Police	0	0.00%
Cuyahoga Falls Police	0	0.00%
Erie County	0	0.00%
Geauga County Juvenile Court	0	0.00%
Hudson Police	0	0.00%
Knox County Juvenile Court	0	0.00%
Mahoning County Juvenile Court	0	0.00%
Ottawa County Juvenile Court	0	0.00%
Springfield Police	0	0.00%
Stark County Juvenile Court	0	0.00%
Stow Police	0	0.00%
Summit County Sheriff's Office	0	0.00%
Summit County Juvenile Court	2	100.00%
Tallmadge Police Department	0	0.00%
Trumbull County Juvenile Court	0	0.00%
Twinsburg Police Department	0	0.00%
Wayne County Juvenile Court	0	0.00%
TOTAL	2	100%

OUT OF COUNTY REFERRALS



OFFENSE - TOTAL COUNT COMPLAINTS	TOTAL	PERCENT
Aggravated Assault	0	0.00%
Aggravated Menacing	0	0.00%
Aggravated Trespass	0	0.00%
Arson	0	0.00%
Assault	0	0.00%
Assault-Teacher	0	0.00%
Attempt Breaking and Entering	0	0.00%
Attempted Theft	0	0.00%
Boating Offense	0	0.00%
Breaking and Entering	0	0.00%
Burglary	0	0.00%
Carrying Concealed Weapon	0	0.00%
Child Endangering	0	0.00%
Criminal Simulation	0	0.00%
Complicity Arson	0	0.00%
Complicity Assault	0	0.00%
Complicity Auto Theft	0	0.00%
Complicity Burglary	0	0.00%
Complicity Criminal Damaging	0	0.00%
Complicity False Alarm	0	0.00%
Complicity Forgery	0	0.00%
Complicity Inducing Panic	0	0.00%
Complicity Theft	0	0.00%
Complicity Vandalism	0	0.00%
Criminal Mischief	7	4.61%

OFFENSES



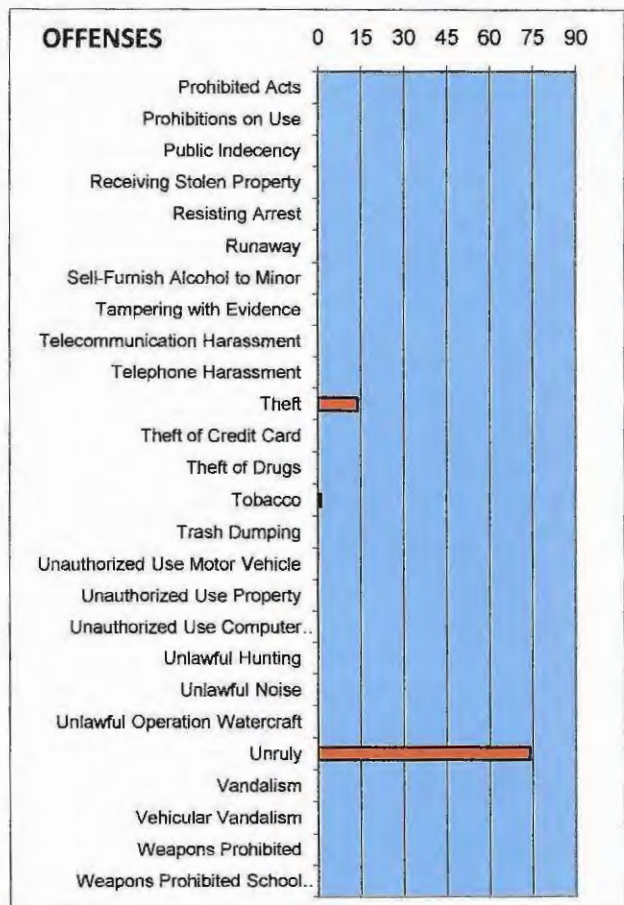
2013 DIVERSION SERVICES ANNUAL REPORT

OFFENSE - TOTAL COUNT COMPLAINTS	TOTAL	PERCENT
Criminal Damaging	7	4.61%
Criminal Trespass	0	0.00%
Cruelty to Animals	0	0.00%
Curfew	15	9.87%
Disorderly Conduct	4	2.63%
Dangerous Ordnance	0	0.00%
Discharge Firearm	0	0.00%
Discharge Fireworks	0	0.00%
Disrupting Public Service	0	0.00%
Disseminate Harmful Matter	4	2.63%
Domestic Violence	10	6.58%
Drug Paraphernalia	0	0.00%
Endangering	0	0.00%
Ethnic Intimidation	0	0.00%
Failure To Comply	0	0.00%
Failure To Send To School	0	0.00%
False Alarm	0	0.00%
False Information	0	0.00%
Falsification	1	0.66%
Felonious Theft	0	0.00%
Fictitious ID	0	0.00%
Fireworks	0	0.00%
Fleeing and Eluding	0	0.00%
Forgery	0	0.00%
Graffiti Prohibition	0	0.00%
Grand Theft	0	0.00%
Grand Theft Auto	0	0.00%
Illegal Possession Deadly Weapon	0	0.00%
Illegal Possession Firearm	0	0.00%
Improperly Furnishing Firearms	0	0.00%
Improper Handle Firearm	0	0.00%
Inciting Violence	0	0.00%
Incorrigibility	0	0.00%
Inducing Panic	0	0.00%
Interference With Custody	0	0.00%
Intimidation	0	0.00%
Intimidation of Victim	0	0.00%
Littering	0	0.00%
Making False Alarm	1	0.66%
Menacing	0	0.00%
Misrepresentation	0	0.00%
Misuse of Credit Card	0	0.00%
Negligent Assault	0	0.00%
No Deer Permit	0	0.00%
Nudity Oriented Material	0	0.00%
Obstruct Justice	0	0.00%
Obstruct Official Business	14	9.21%
Participating Criminal Gang	0	0.00%
Pass Bad Checks	0	0.00%
Personal Floatation Device	0	0.00%
Possession Criminal Tools	0	0.00%



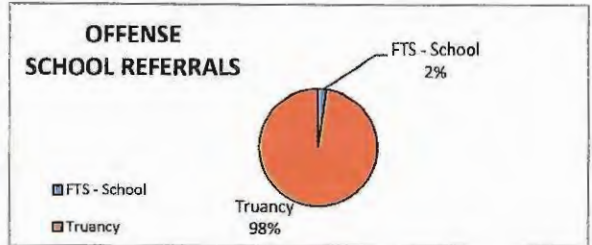
2013 DIVERSION SERVICES ANNUAL REPORT

OFFENSE - TOTAL COUNT COMPLAINTS	TOTAL	PERCENT
Prohibited Acts	0	0.00%
Prohibitions on Use	0	0.00%
Public Indecency	0	0.00%
Receiving Stolen Property	0	0.00%
Resisting Arrest	0	0.00%
Runaway	0	0.00%
Sell-Furnish Alcohol to Minor	0	0.00%
Tampering with Evidence	0	0.00%
Telecommunication Harassment	0	0.00%
Telephone Harassment	0	0.00%
Theft	14	9.21%
Theft of Credit Card	0	0.00%
Theft of Drugs	0	0.00%
Tobacco	1	0.66%
Trash Dumping	0	0.00%
Unauthorized Use Motor Vehicle	0	0.00%
Unauthorized Use Property	0	0.00%
Unauthorized Use Computer Property	0	0.00%
Unlawful Hunting	0	0.00%
Unlawful Noise	0	0.00%
Unlawful Operation Watercraft	0	0.00%
Unruly	74	48.68%
Vandalism	0	0.00%
Vehicular Vandalism	0	0.00%
Weapons Prohibited	0	0.00%
Weapons Prohibited School Property	0	0.00%
TOTAL	152	100%

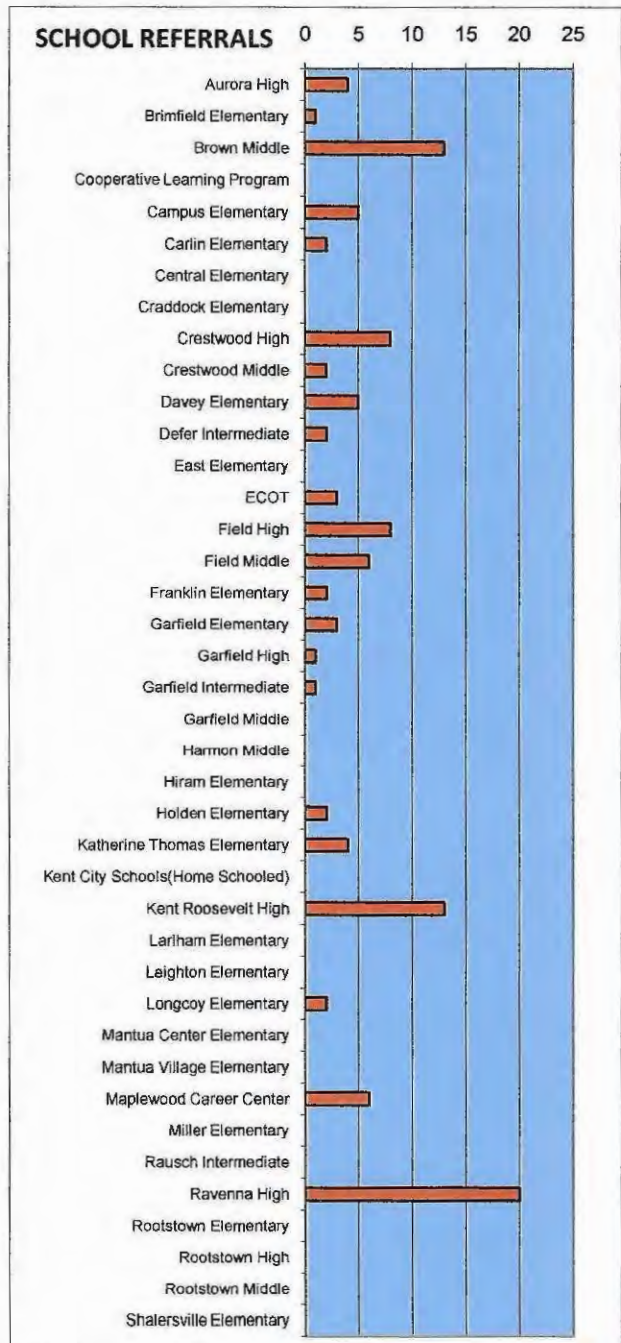


2013 DIVERSION SERVICES ANNUAL REPORT

OFFENSE - SCHOOL REFERRALS	TOTAL PERCENT	
FTS - School	4	2.29%
Truancy	171	97.71%
TOTAL	175	100%



SCHOOL REFERRALS	TOTAL PERCENT	
Aurora High	4	2.29%
Brimfield Elementary	1	0.57%
Brown Middle	13	7.43%
Cooperative Learning Program	0	0.00%
Campus Elementary	5	2.86%
Carlin Elementary	2	1.14%
Central Elementary	0	0.00%
Craddock Elementary	0	0.00%
Crestwood High	8	4.57%
Crestwood Middle	2	1.14%
Davey Elementary	5	2.86%
Defer Intermediate	2	1.14%
East Elementary	0	0.00%
ECOT	3	1.71%
Field High	8	4.57%
Field Middle	6	3.43%
Franklin Elementary	2	1.14%
Garfield Elementary	3	1.71%
Garfield High	1	0.57%
Garfield Intermediate	1	0.57%
Garfield Middle	0	0.00%
Harmon Middle	0	0.00%
Hiram Elementary	0	0.00%
Holden Elementary	2	1.14%
Katherine Thomas Elementary	4	2.29%
Kent City Schools(Home Schooled)	0	0.00%
Kent Roosevelt High	13	7.43%
Larham Elementary	0	0.00%
Leighton Elementary	0	0.00%
Longcoy Elementary	2	1.14%
Mantua Center Elementary	0	0.00%
Mantua Village Elementary	0	0.00%
Maplewood Career Center	6	3.43%
Miller Elementary	0	0.00%
Rausch Intermediate	0	0.00%
Ravenna High	20	11.43%
Rootstown Elementary	0	0.00%
Rootstown High	0	0.00%
Rootstown Middle	0	0.00%
Shalersville Elementary	0	0.00%




2013 DIVERSION SERVICES ANNUAL REPORT

SCHOOL REFERRALS TOTAL PERCENT

Southeast Elementary	0	0.00%
Southeast High	7	4.00%
Southeast Intermediate	1	0.57%
Southeast Middle	4	2.29%
Southeast Primary	0	0.00%
Stanton Middle	3	1.71%
Streetsboro High	7	4.00%
Streetsboro Middle	5	2.86%
Suffield Elementary	1	0.57%
Tappan Elementary	0	0.00%
Virtual School of Ohio	0	0.00%
Wait Elementary	0	0.00%
Walls Elementary	3	1.71%
Waterloo High	0	0.00%
Waterloo Middle	0	0.00%
Waterloo Primary	2	1.14%
West Main Elementary	7	4.00%
West Park Elementary	0	0.00%
Willyard Elementary	5	2.86%
Windham High	6	3.43%
Windham Jr. High	11	6.29%

TOTAL	175	100%
--------------	------------	-------------



2013 PORTAGE COUNTY JUVENILE COURT
COMMUNITY SERVICE DEPARTMENT

Community Service Department

Community Service

The Community Service Program provides the judiciary a dispositional alternative for adjudicated youth.

Program participants are placed with various non-profit agencies to perform 20 to 80 hours of Community Service. Youth are monitored by on-site supervisors and the Community Service Coordinator. The Community Service Coordinator conducts on-site, telephone, and home contacts to monitor the youth

Number of youth carried over from (2012)... 5

Number of youth ordered to program.... 52

Number of youth that completed program... 45

Community Service Program

The Community Service Program statistics from January 1, 2013 Through December 31, 2013 are as follows:

		Percentage
Total Youth Placed in Program	52	91%
Carry Overs from Previous Year	5	9%
Total Youth in Program	57	100%
Male	27	52%
Female	25	48%
Non-Minority	45	87%
Minority	7	13%

Age of Program Participants

Age	Total	Percentage
11	0	0%
12	0	0%
13	1	2%
14	1	2%
15	9	17%
16	18	35%
17	20	38%
18	3	6%
19	0	0%

A total of 400 contacts were made with the 52 youth in the Community Service Program. A total of 1,215 hours were completed by the youth in the Community Service Program.

2013 PORTAGE COUNTY JUVENILE COURT
RESTITUTION PROGRAM

Restitution Department

The Restitution Program provides for the financial reimbursement to victims of delinquent acts. Once the Court makes an order of restitution, the child and their parent/guardian sign a payment contract and must make monthly payments to their victims(s).

Restitution Program

The Restitution Program statistics from January 1, 2013 through December 31, 2013 are as follows:

		Percentage
Total Youth Placed in Program	13	28%
Carry Overs from Previous Years	34	72%
Total Youth in Program	47	100%
Male	11	85%
Female	2	15%
Non-Minority	11	85%
Minority	2	15%
The following statistics include carry over cases		
Successfully Completed Program	18	38%
Uncompleted at time of Report	23	49%
Unsuccessfully Completed Program	6	13%

Age of Program Participants

Age	Total	Percentage
11	0	0%
12	1	8%
13	1	8%
14	1	8%
15	6	46%
16	1	8%
17	2	15%
18	1	8%
19	0	0%

A total of 279 contacts were made with the 47 youth in the Restitution Program.

Total Restitution Ordered: \$4,092.78
 Total Restitution Collected: \$8,925.54

2013 PORTAGE COUNTY JUVENILE COURT

PSYCHOLOGICAL
AND
SUBSTANCE ABUSE SERVICES

Psychological and Substance Abuse Services

PSYCHOLOGICAL AND SUBSTANCE ABUSE SERVICES MISSION STATEMENT

The role of Psychological and Substance Abuse Services is to provide the Courts and Detention Center professional clinical and assessment services as a part of the overall rehabilitative effort. To assist in rendering appropriate dispositions that take into consideration the individual needs, characteristics and circumstances of the children in question, the Court orders evaluations to aid in generating case recommendations. It is hoped that by earlier identification of potentially serious offenders, the community can be more effectively protected, while at the same time, by more clearly delineating issues to be addressed as part of a rehabilitative program, more children can be effectively served resulting in less recidivism.

GENERAL SERVICE DESCRIPTION

Psychological and Substance Abuse Services staff conduct evaluations for the Court to assist in generating recommendations for case dispositions. Additional services provided include diagnostic assessments, substance abuse assessments, mental health screening, short term counseling with detained children, consultative services, treatment planning and referral, psychological screening of applicants for employment, and conducting in-service training programs.

PSYCHOLOGICAL ASSESSMENTS 2013

In 2013, thirty (30) children were referred to Psychological Services for evaluation. The assessment process includes parent and child interviews, psychological testing and preparation of a written report. Reports will vary in nature depending on the reason(s) for conducting the assessment and the issues that need to be addressed. The following represents the types of psychological evaluations conducted in 2013.

<i>Type of Evaluation</i>	<i>Total</i>
Department of Youth Services Evaluations	1
Department of Youth Services Evaluations and Sexual Offender Risk Assessments	3
Psychological Evaluations	8
Recommendation for Disposition Reports	5
Training Treatment and Evaluation Reports	6
Geauga County Evaluations	5
Rule 30 Evaluations	1
Competency Evaluations	1
Total Reports	30

All children admitted to the Portage/Geauga Detention Center are also screened at the point of intake by Detention Center staff in an effort to identify high risk residents. In addition to direct inquiry into areas related to risk to self and/or others, each child completes a structured questionnaire designed to obtain specific information regarding potential areas of risk. Subsequent to the child's intake and admission all residents (with the exception of weekenders and those released immediately following a preliminary hearing) are interviewed by a qualified mental health professional and a mental status examination is completed. Residents held in detention on a post adjudicatory status are also administered an academic achievement test and often an objective psychodiagnostic personality inventory to further assess for various areas of potential concern, psychological disturbance and/or other rehabilitative needs. Psychological Services staff review all intake and/or assessment materials generated on each resident as part of a coordinated effort to appropriately respond to resident needs/concerns during their period of detention. In 2013, intake reports and assessment materials were reviewed on one hundred and ninety eight (198) new or repeat admissions to the Portage/Geauga Detention Center.

Psychological Services staff are also available to Detention Center staff and residents upon request to provide direct clinical counseling, assessment, and consultative services. In 2013, in addition to reviewing resident intake and assessment materials, Psychological Services staff provided direct clinical counseling/crisis services on an as needed basis to seventy-five (75) new and/or repeat residents. The following table provides statistics regarding child assessments and general clinical services provided to residents during 2013 broken down by county.

	FORMAL EVALUATIONS	CLINICAL COUNSELING AND ASSESSMENT SERVICES	RESIDENT INTAKE AND ASSESSMENT REPORT REVIEWS	TOTAL
PORTAGE COUNTY	25	56	139	220
GEAUGA COUNTY	5	19	59	83
TOTAL	30	75	198	303

TREATMENT PLANNING, COORDINATION AND REFERRAL TO LOCAL COUNSELING AGENCIES

In addition to Psychological Services' primary role of conducting assessments and providing clinical counseling and consultative services to the Courts and Detention Center, it frequently acts in a coordinating capacity with other involved agencies. In keeping with the Juvenile Court's goal of minimizing a child's involvement in the legal system, efforts are directed toward providing for the child's rehabilitative needs by utilizing services offered by local child care agencies. Psychological Services staff participate in regularly scheduled in-house staff meetings for case planning, as well as attend bi-monthly and monthly clinical team meetings to assist in formulating rehabilitative service plans with other involved agencies.

When specific recommendations for treatment are made a part of a case disposition or terms of a child's probation, Psychological Services is also often responsible for initiating the referral process, monitoring the child's progress in treatment, and maintaining appropriate contact with local service providers. The following represents the number of children referred for out-patient treatment services monitored and/or tracked by Psychological Services.

New Referrals for 2013.....	121
Carryovers from 2012.....	10
TOTAL	131

RESIDENTIAL PLACEMENTS AND IN-PATIENT FACILITIES UTILIZED IN 2013

When Court involved children exhibit more serious treatment needs it is sometimes necessary to secure their placement in intensive residential or in-patient treatment programs. The following table provides information regarding the number of children so served and the facilities utilized.

	NEW REFERRALS IN 2013	CARRYOVERS FROM 2012
BELMONT PINES	1	0
FOUNDATIONS FOR LIVING	1	0
GUIDESTONE	1	1
TRI STATE ACADEMY	4	1
VILLAGE NETWORK (FOSTER CARE)	0	2
VILLAGE NETWORK (PORTAGE LAKES)	1	0
VILLAGE NETWORK (SMITHVILLE)	4	2
SUBTOTALS	12	6
TOTAL NUMBER OF CHILDREN REFERRED AND/OR MONITORED		
18		

These numbers only reflect those children involved with or referred to Psychological Services for assessment and/or treatment planning/monitoring who have had official involvement with the Court, as well as children on probation placed in therapeutic foster care under the auspices of the Portage County Department of Job and Family Services.

SUBSTANCE ABUSE ASSESSMENTS 2013

The Court's Substance Abuse Services processed one hundred and seventy-five (175) referrals for chemical dependency assessments during 2013. Nine (9) youth were subsequently referred to insight programs to complete an educational program specific to substance abuse while seventy-eight (78) youths were referred for individual chemical dependency counseling. There were an additional two (2) referrals for intensive outpatient treatment and two (2) youths were identified as in need of inpatient/residential chemical dependency treatment at the point of assessment. An additional thirteen (13) youths previously assessed for substance abuse issues were unsuccessful at lower levels of care and ultimately required placement in inpatient/residential treatment programs. Those youth are not reflected in the statistical table below.

The following table is a break down, based on referral source, of the total number of assessments conducted, followed by the initial treatment recommendations generated for the different levels of care, and finally some biographical information regarding the children assessed.

2013

	<i>Jan</i>	<i>Feb</i>	<i>Mar</i>	<i>Apr</i>	<i>May</i>	<i>Jun</i>	<i>Jul</i>	<i>Aug</i>	<i>Sept</i>	<i>Oct</i>	<i>Nov</i>	<i>Dec</i>	<i>Total</i>
Assessments:													
<i>Court Ordered</i>	6	4	10	7	4	5	4	7	2	12	16	8	85
<i>Complaints</i>	11	3	21	4	5	3	2	5	12	2	3	4	75
<i>Diversion Request</i>	1	1	0	1	0	0	0	0	4	0	0	1	8
<i>Probation Request</i>	1	1	1	0	1	0	1	0	1	0	0	1	7
TOTAL	19	9	32	12	10	8	7	12	19	14	19	14	175
Referrals:													
<i>Residential</i>	1						1						2
<i>Intensive Outpatient</i>					1		1						2
<i>Individual Substance Abuse Counseling</i>	7	3	10	11	7	4	2	9	4	5	10	6	78
<i>Insight/Education</i>	0	6	1	1	0	0	0	0	0	0	0	1	9
TOTAL	8	9	11	12	8	4	4	9	4	5	10	7	91
Age													
<i>11</i>													
<i>12</i>													
<i>13</i>												1	1
<i>14</i>		2					1	1		1	1		6
<i>15</i>	5			1	1	1	2	2	5	1	4		22
<i>16</i>	9	1	10	3	3	5	4	7	4	5	7	6	64
<i>17</i>	5	5	20	8	6	1		2	10	6	7	6	76
<i>18</i>		1	2			1				1		1	6
TOTAL	19	9	32	12	10	8	7	12	19	14	19	14	175

	Jan	Feb	Mar	Apr	May	Jun	Jul	Aug	Sept	Oct	Nov	Dec	Total
Race													
White	18	8	30	10	8	8	6	12	18	13	17	12	160
Black				2	1						1	1	5
Hispanic					1								1
Asian		1											1
Bi-Racial- Other	1		2				1		1	1	1	1	8
TOTAL	19	9	32	12	10	8	7	12	19	14	19	14	175
Gender													
Male	11	4	20	9	6	5	4	10	11	10	15	9	114
Female	8	5	12	3	4	3	3	2	8	4	4	5	61
TOTAL	19	9	32	12	10	8	7	12	19	14	19	14	175

**2013 PORTAGE COUNTY JUVENILE COURT
ELECTRONIC MONITORING PROGRAM**

ELECTRONIC MONITORING

ALTERNATIVE TO DETENTION

The Alternative to Detention Program provides a dispositional alternative to secure detention for youth adjudicated of Misdemeanor or Felony level offenses. The program also serves as an alternative to youth being detained prior to adjudication.

Program participants are constantly monitored via electronic, telephone and personal contacts. Youth are permitted to leave their home only for educational, medical, occupational and spiritual purposes.

Number of Youth Ordered to Program.....	48
Number of Youth Successfully Completed.....	47
Number of Youth Unsuccessfully Completed.....	2
Number of Youth Carried Over Into 2014.....	6
Other.....	0

ALTERNATIVE TO DETENTION PROGRAM

The Alternative to Detention statistics from January 1, 2013 through December 31, 2013 are as follows:

		PERCENTAGE
TOTAL YOUTH PLACED IN PROGRAM	48	100.00%
MALE	30	62.50%
FEMALE	18	37.50%
CAUCASIAN	42	87.50%
AFRICAN-AMERICAN	6	12.50%
HISPANIC	0	0.00%
SUCCESSFULLY COMPLETED PROGRAM	47	85.45%
UNCOMPLETED AT TIME OF REPORT	6	10.91%
UNSUCCESSFULLY COMPLETED PROGRAM	2	3.64%
OTHER*	0	0.00%

* Removed from program for reasons not related to behavior.

Age of Program Participants

<u>AGE</u>	<u>TOTAL</u>	<u>PERCENTAGE</u>
12	0	0.00%
13	2	4.17%
14	8	16.67%
15	2	4.17%
16	12	25.00%
17	19	39.58%
18	5	10.41%

Average age of youth placed into the program was 16.10 years. Total of 646 contacts were made with the 48 youth placed in the Alternative to Detention Program.

2013 PORTAGE COUNTY – JUVENILE COURT

**PROBATION DEPARTMENT
AND
INTENSIVE PROBATION DEPARTMENT**

Department of Probation Services

The Department of Probation Services consists of two divisions: Intensive Probation and Regular Probation. The staff is responsible for supervising youth and enforcing probation terms. This consists of conducting home, school, and office visits. Both divisions assist youth in meeting treatment needs through the coordination and monitoring of treatment plans.

The Department of Probation Services conducted four (4) Ohio Department of Youth Services evaluations for the Judiciary. A total of two (2) youths were committed to the Ohio Department of Youth Services in the calendar year. The Probation staff administered four hundred and ninety-five (495) drug screens. Fifteen percent (15%) of those screens were positive for at least one drug. This is a six (6%) percent drop from 2012 potentially due to increased use of synthetic drugs which are difficult to test. Eighty-seven percent (87%) of positive drug screens were for marijuana. The remaining positive screens were comprised of cocaine, methamphetamines, amphetamines, opiates, and benzodiazepines. Further, sixty-three (63) notices of alleged probation violations were filed. Sixty-Five (65) percent of those notices were drug related.

The Department of Probation Services utilizes a risk assessment tool and written formal case plans. These plans discuss the goals of probation and how the youth will meet those goals. Officers review the case plans with the youth and parent(s) and all parties sign the plan.

Probation staff are trained in Effective Practices in Community Supervision (EPICS). This is an evidence based program designed to reduce recidivism by addressing the criminal thought behaviors and criminogenic needs of higher-risk offenders.

Regular Probation 2013

The Regular Probation Department is a less structured level of supervision than Intensive Probation. Youth in this program meet weekly with Probation Officers for the first month of supervision. Staff has the discretion of gradually stepping down the level of supervision dependant upon a child's behavior and progress. Youth in this program have been adjudicated on felony, misdemeanor and unruly offenses.

New Cases Received	119
Release from Probation	125
End of Year Caseload(includes carryover)	78

New Cases Received	119	100%
Releases	125	100%
Admission Unruly	17	14%
Admission Misdemeanor	98	82%
Admission Felony	4	3%
Males	85	71%
Females	34	29%
Caucasian	101	85%
African American	18	15%
Pre-Disp. Investigations	0	
Dept. of Youth Sev. Evals	0	

Contacts – 2013

Home	1131
School	1356
Office	1902
Other/Phone	2566
Total	6955

Intensive Probation 2013

The Intensive Probation Department is the highest level of supervision for an offender. Probation Officers provide a highly structured system of supervision ranging from four (4) contacts per week to a minimum of one (1) contact per week. Youth in this program are typically felony or chronic offenders at risk to be committed to the Ohio Department of Youth Services.

New Cases Received	20
Release from Probation	13
End of Year Caseload(includes carryover)	28

New Cases Received	20	100%
Releases	13	100%
Admission Unruly	0	0%
Admission Misdemeanor	0	0%
Admission Felony	20	100%
Males	17	85%
Females	3	15%
Caucasian	19	95%
African American	1	5%
Pre-Disp. Investigations	0	
Dept. of Youth Sev. Evals	4	

Contacts – 2013

Home	631
School	230
Office	576
Other/Phone	1274
Total	2711

**2013 PORTAGE COUNTY – GEAUGA COUNTY
JUVENILE DETENTION FACILITY**

PORTAGE-GEAUGA COUNTY JUVENILE DETENTION CENTER

Thomas J. Rehnert, Superintendent
Brandon M. Winarchick, Administrative Officer

Gregory C. Lomax, Detention Supervisor
Richard A. Jackson, Detention Supervisor

STATISTICS

I. DETENTION POPULATION : FY: 2013

II. A. DETENTION POPULATION BY ADMISSIONS:

	ADMISSION		TOTAL 2013 ADMISSION	CARRYOVER		TOTAL 2012 CARRYOVER	TOTAL POPULATION	% OF TOTAL POPULATION
	PTGE	GEA		PTGE	GEA			
MALES	128	127	255	19	6	25	280	71.6%
FEMALES	65	42	107	3	1	4	111	28.4%
UNKNOWNNS	0	0	0	0	0	0	0	0.0%
TOTAL	193	169	362	22	7	29	391	100.0%

B. AGE / AVERAGE: NEW ADMISSION

1. MALES	FEMALES	UNKNOWN	COMBINED
16.37	16.45	0.00	16.39

AGE	MALES		TOTAL MALES	FEMALES		TOTAL FEMALES	UNKNOWNNS		TOTAL UNKNOWNNS	TOTAL
	PTGE	GEA		PTGE	GEA		PTGE	GEA		
10	0	0	0	0	0	0	0	0	0	0
11	0	1	1	0	1	1	0	0	0	2
12	4	0	4	1	0	1	0	0	0	5
13	4	6	10	4	0	4	0	0	0	14
14	12	10	22	6	0	6	0	0	0	28
15	20	31	51	14	12	26	0	0	0	77
16	46	39	85	14	14	28	0	0	0	113
17	39	35	74	21	10	31	0	0	0	105
18	3	5	8	5	5	10	0	0	0	18
NO AGE	0	0	0	0	0	0	0	0	0	0
OVER 18	0	0	0	0	0	0	0	0	0	0
UNDER 10	0	0	0	0	0	0	0	0	0	0
TOTALS	128	127	255	65	42	107	0	0	0	362

8000 Infirmary Road, Ravenna, Ohio 44266-9432
(330) 297-5233 FAX (330) 297-1533
e-mail address: pgdetctr@portageco.com

STATISTICS

C. RACE: NEW ADMISSION

RACE	GEAUGA		GEAUGA TOTAL	GEAUGA % POP	PORTAGE		PORTAGE TOTAL	PORTAGE % POP	TOTAL POP. BY RACE	% TOTAL POP.
	M	F			M	F				
CAUCASIAN	110	23	133	36.7%	107	48	155	42.8%	288	79.6%
AFRICAN AMERICAN	6	12	18	5.0%	15	6	21	5.8%	39	10.8%
ASIAN	0	1	1	0.3%	0	0	0	0.0%	1	0.3%
HISPANIC	0	5	5	1.4%	0	0	0	0.0%	5	1.4%
AMERICAN INDIAN	0	0	0	0.0%	0	0	0	0.0%	0	0.0%
BI-RACIAL	11	1	12	3.3%	6	11	17	4.7%	29	8.0%
PACIFIC ISLANDER	0	0	0	0.0%	0	0	0	0.0%	0	0.0%
OTHER	0	0	0	0.0%	0	0	0	0.0%	0	0.0%
UNKNOWN RACE	0	0	0	0.0%	0	0	0	0.0%	0	0.0%
UNKNOWN	0	0	0	0.0%	0	0	0	0.0%	0	0.0%
TOTAL	127	42	169	46.7%	128	65	193	53.3%	362	100.0 %

D. PORTAGE COUNTY JURISDICTION

	Number of Admissions	Portage Population	% of PTGE Population	Number of Admissions	Total Population	% of Total Population
MALES	128	193	66.32%	128	362	35.36%
FEMALES	65	193	33.68%	65	362	17.96%
UNKNOWN	0	193	0.00%	0	362	0.00%
TOTAL	193	193	100%	193	362	53.31%

E. GEAUGA COUNTY JURISDICTION

	Number of Admissions	Geauga Population	% of PTGE Population	Number of Admissions	Total Population	% of Total Population
MALES	127	169	75.15%	127	362	35.08%
FEMALES	42	169	24.85%	42	362	11.60%
UNKNOWN	0	169	0.00%	0	362	0.00%
TOTAL	169	169	100%	169	362	46.69%

STATISTICS

III. CUSTODY STATUS

A. PORTAGE COUNTY: NEW ADMISSION

	MALES	FEMALES	UNKNOWN	TOTAL
1. Rel Det Status	0	1	0	1
2. Released	10	5	0	15
3. Detain 1-90	62	37	0	99
4. Weekender	0	0	0	0
5. Detention Hearing	21	14	0	35
6. Joint Commitment	0	0	0	0
7. Pending Disposition Hearing	1	0	0	1
8. 1 - 90 Dys Evaluation	3	0	0	3
9. 1 - 90 X 2 Concurrent	3	1	0	4
10. 1 - 90 X 2 Consecutive	0	0	0	0
11. 1 - 90 Psych Evaluation	1	0	0	1
12. 1 - 90 7 Day Review	0	0	0	0
13. 1 - 90 X 3 Concurrent	0	0	0	0
14. 1 - 90 X 3 Consecutive	0	0	0	0
15. 1 - 90 Susp. 75	1	0	0	1
16. 1 - 90 Susp. 80	1	0	0	1
17. 1 - 90 Susp. 83	0	1	0	1
18. 1 - 90 Susp. 85	2	1	0	3
19. 1 - 90 Susp. 87	17	5	0	22
20. Held Pending Hearing	2	0	0	2
21. Pending Placement	0	0	0	0
22. Pending Adj. Hearing	2	0	0	2
23. Com to DYS	1	0	0	1
24. 1-180	1	0	0	1
25. Unknown	0	0	0	0
26. Total Portage	128	65	0	193

STATISTICS

B. PORTAGE COUNTY: CARRYOVER

	MALES	FEMALES	UNKNOWN	TOTAL
1. Rel Det Status	0	0	0	0
2. Released	2	0	0	2
3. Detain 1-90	12	3	0	15
4. Weekender	0	0	0	0
5. Detention Hearing	0	0	0	0
6. Joint Commitment	0	0	0	0
7. Pending Disposition Hearing	0	0	0	0
8. 1 - 90 Dys Evaluation	0	0	0	0
9. 1 - 90 X 2 Concurrent	3	0	0	3
10. 1 - 90 X 2 Consecutive	0	0	0	0
11. 1 - 90 Psych Evaluation	0	0	0	0
12. 1 - 90 7 Day Review	0	0	0	0
13. 1 - 90 X 3 Concurrent	0	0	0	0
14. 1 - 90 X 3 Consecutive	0	0	0	0
15. 1 - 90 Susp. 75	0	0	0	0
16. 1 - 90 Susp. 80	0	0	0	0
17. 1 - 90 Susp. 83	0	0	0	0
18. 1 - 90 Susp. 85	0	0	0	0
19. 1 - 90 Susp. 87	0	0	0	0
20. Held Pending Hearing	0	0	0	0
21. Pending Placement	0	0	0	0
22. Pending Adj. Hearing	0	0	0	0
23. Com to DYS	2	0	0	2
24. 1-180	0	0	0	0
25. Unknown	0	0	0	0
26. Total Portage	19	3	0	22

STATISTICS

C. GEAUGA COUNTY: NEW ADMISSION

	MALES	FEMALES	UNKNOWNNS	TOTAL
1. Rel Det Status	0	0	0	0
2. Released	1	2	0	3
3. Detain 1-90	24	4	0	28
4. Weekender	67	18	0	85
5. Detention Hearing	9	5	0	14
6. Joint Commitment	0	0	0	0
7. Pending Disposition Hearing	1	0	0	1
8. 1 - 90 Dys Evaluation	0	0	0	0
9. 1 - 90 X 2 Concurrent	0	0	0	0
10. 1 - 90 X 2 Consecutive	1	1	0	2
11. 1 - 90 Psych Evaluation	1	0	0	1
12. 1 - 90 7 Day Review	1	0	0	1
13. 1 - 90 X 3 Concurrent	0	0	0	0
14. 1 - 90 X 3 Consecutive	5	3	0	8
15. 1 - 90 Susp. 75	2	0	0	2
16. 1 - 90 Susp. 80	1	0	0	1
17. 1 - 90 Susp. 83	0	0	0	0
18. 1 - 90 Susp. 85	1	0	0	1
19. 1 - 90 Susp. 87	5	5	0	10
20. Held Pending Hearing	4	3	0	7
21. Pending Placement	0	1	0	1
21. Pending Adj. Hearing	1	0	0	1
22. Com to DYS	0	0	0	0
23. 1-180	3	0	0	3
24. Unknown	0	0	0	0
25. Total Geauga	127	42	0	169

STATISTICS

D. GEAUGA COUNTY: CARRY OVERS

	MALES	FEMALES	UNKNOWN	TOTAL
1. Rel Det Status	0	0	0	0
2. Released	1	0	0	1
3. Detain 1-90	2	1	0	3
4. Weekender	0	0	0	0
5. Detention Hearing	0	0	0	0
6. Joint Commitment	0	0	0	0
7. Pending Disposition Hearing	0	0	0	0
8. 1 - 90 Dys Evaluation	0	0	0	0
9. 1 - 90 X 2 Concurrent	0	0	0	0
10. 1 - 90 X 2 Consecutive	0	0	0	0
11. 1 - 90 Psych Evaluation	0	0	0	0
12. 1 - 90 7 Day Review	0	0	0	0
13. 1 - 90 X 3 Concurrent	0	0	0	0
14. 1 - 90 X 3 Consecutive	0	0	0	8
15. 1 - 90 Susp. 75	0	0	0	0
16. 1 - 90 Susp. 80	1	0	0	1
17. 1 - 90 Susp. 83	0	0	0	0
18. 1 - 90 Susp. 85	0	0	0	0
19. 1 - 90 Susp. 87	0	0	0	0
20. Held Pending Hearing	1	0	0	1
21. Pending Placement	0	0	0	0
22. Pending Adj. Hearing	0	0	0	0
23. Com to DYS	1	0	0	1
24. 1-180	0	0	0	0
25. Unknown	0	0	0	0
26. Total Geauga	6	1	0	7

STATISTICS

IV. DETENTION STATUS

V. DETAINMENT

	MISDEMEANOR	FELONY	UNRULY	UNKNOWN	TOTAL
PORTAGE	156	32	5	0	193
GEAUGA	142	23	4	0	169
TOTAL	298	55	9	0	362

FELONY POPULATION: 15.19%

MISDEMEANOR POPULATION: 82.32%

UNRULY POPULATION: 2.49%

UNKNOWN POPULATION: 0.00%

STATISTICS

OJJDP REPORTING:

Youth Handgun Safety Act:

	2923.21	2923.211	2923.12	2941.141	2941.144	2941.145	2941.146
PORTAGE	0	0	1	0	0	0	0
GEAUGA	0	0	0	0	0	1	0
TOTAL	0	0	1	0	0	1	0

VI. ADMISSIONS WITH PRIOR DETAINMENT

	ADM PRIOR DETAINMENT	TOTAL 2013 DETAINMENT	MALES	FEMALES	UNKNOWN	% OF POPULATION
PORTAGE	100	193	128	65	0	51.81%
GEAUGA	112	169	127	42	0	66.27%
TOTAL	212	362	255	107	0	58.56%

VII. AVERAGES

A. AVERAGE DAILY LENGTH OF STAY

1. PORTAGE COUNTY	26.53
2. GEAUGA COUNTY	11.75
3. AVERAGE: DLS	19.14

B. AVERAGE DAILY POPULATION

1. PORTAGE COUNTY	15.63
2. GEAUGA COUNTY	5.67
3. AVERAGE: D.P.	21.29

C. BILLING DAYS

1. PORTAGE COUNTY	5,704.53 / 7,772.36	73.40%
2. GEAUGA COUNTY	2,067.83 / 7,772.36	26.60%
3. TOTAL	7,772.36 / 7,772.36	100.00%