
PORTAGE COUNTY COMMON PLEAS COURT

PROBATE/JUVENILE DIVISION

2014 ANNUAL REPORT

**THE HONORABLE THOMAS J. CARNES
COMMON PLEAS COURT JUDGE
PROBATE/JUVENILE DIVISION**

TO: VARIOUS DEPARTMENTS/AGENCIES

FROM: THOMAS J. CARNES, JUDGE
COMMON PLEAS COURT
PROBATE/JUVENILE DIVISION

DATE: 24 February 2015

SUBJECT: 2014 ANNUAL REPORT

Following please find a copy of the Portage County Court of Common Pleas, Probate/Juvenile Division's 2014 Annual Report.

Should you have any questions regarding this Report, please feel free to contact me.

PORTAGE COUNTY BOARD OF COMMISSIONERS

Ms. Maureen Frederick
Ms. Sabrina Christian-Bennett
Ms. Kathleen Chandler

OHIO DEPARTMENT OF JOB AND FAMILY SERVICES


Ms. Cynthia C. Dungey

DIRECTOR OHIO DEPARTMENT OF YOUTH SERVICES

Mr. Harvey Reed

In compliance with Section 2151.18 of the Ohio Revised Code, we hereby submit our Annual Report for the Portage County Court of Common Pleas, Probate/Juvenile Division for the year 2014.

Respectfully submitted,



Robert W. Berger,
Common Please Court Judge
Probate/Juvenile Division
Portage County, Ohio
Date of Office: 2/9/2015

Thomas J. Carnes
Common Please Court Judge
Probate/Juvenile Division
Portage County, Ohio
End of Term: 2/9/2015

330-297-0881 Juvenile Court
330-297-3870 Probate Court

TABLE OF CONTENTS

Directory of Personnel/Probate Court.....	Pages 1-2
2014 Probate Court Statistical Report.....	Pages 3-8
2014 Probate Court Fiscal Accounting Report	Pages 9-11
Directory of Personnel/Juvenile Court.....	Pages 12-15
2014 Juvenile Court Statistical Report.....	Pages 16-24
2014 Juvenile Court Fiscal Accounting Report	Pages 25-28
2014 Juvenile Court Department of Youth Rehabilitation Report	Pages 29-36
2014 Juvenile Court Diversion Services Report.....	Pages 37-45
2014 Juvenile Court Community Service Report	Pages 46-47
2014 Juvenile Court Restitution Program Report	Pages 48-49
2014 Juvenile Court Psychology Substance Abuse Report	Pages 50-55
2014 Juvenile Court Electronic Monitoring Report.....	Pages 56-57
2014 Juvenile Court Probation Department Report.....	Pages 58-60
2014 Portage/Geauga Juvenile Detention Center Report.....	Pages 61-68

DIRECTORY OF PERSONNEL

PORTAGE COUNTY PROBATE DIVISION

**203 WEST MAIN STREET
RAVENNA, OHIO 44266**

COMMON PLEAS COURT
PORTAGE COUNTY
PROBATE DIVISION
DIRECTORY OF PERSONNEL
THE HONORABLE THOMAS J. CARNES, JUDGE

COURT SUPPORT STAFF

James J. AylwardChief Magistrate
Joseph SzymanskiMagistrate
Laura L. Aylward.....Court Administrator

Denise Metropulos/TharpCourt Reporter
Fiscal Administrator
Norma Thomas.....Court Assessor/
Court Investigator

PROBATE DEPUTY CLERKS

Laura L. Aylward.....Chief Deputy Clerk
Mariellen TimmerAssistant Chief
Deputy Clerk

PROBATE DIRECTORY OF PERSONNEL CONT'D

Karen Pelc	Receptionist Deputy Clerk
Brenda Slone	Deputy Clerk
Renee DiCarro	Deputy Clerk
Pam McHugh	Deputy Clerk
Teresa Ohl	Deputy Clerk
Tami Jones	Deputy Clerk
Renee Hysell	Deputy Clerk
Terry Conrad	Deputy Clerk

BAILIFFS

Scott Wolverton
Paul Fisher

**2014 PORTAGE COUNTY PROBATE COURT
STATISTICS**

PORTAGE COUNTY
FILED**PORTAGE COUNTY PROBATE COURT****THOMAS J. CARNES, JUDGE**

2015 JAN 26 AM 11:27

2014 ANNUAL REPORTTHOMAS J. CARNES
JUDGE
COMMON PLEAS COURT
PROBATE DIVISION**ESTATES:**

<u>Full</u>	Pending end of 2013	658
<u>Administration</u>	Opened during 2014	355
	Closed during 2014	382
	Pending end of 2014	631
<u>Ancillary</u>	Pending end of 2013	2
<u>Estate</u>	Opened during 2014	3
	Closed during 2014	2
	Pending end of 2014	3
<u>Exemplified</u>	Pending end of 2013	0
<u>Estates</u>	Opened during 2014	3
	Closed during 2014	3
	Pending end of 2014	0
<u>Probate Will</u>	Pending end of 2013	4
<u>And/Or Tax Only</u>	Opened during 2014	11
	Closed during 2014	11
	Pending end of 2014	4
<u>Release from</u>	Pending end of 2013	52
<u>Administration</u>	Opened during 2014	120
	Closed during 2014	126
	Pending end of 2014	46
<u>Summary Release</u>	Pending end of 2013	11
	Opened during 2014	59
	Closed during 2014	60
	Pending end of 2014	10

GUARDIANSHIPS:

<u>Incompetent</u>	Pending end of 2013	327
<u>Person Only</u>	Opened during 2014	32
	Closed during 2014	16
	Pending end of 2014	343

<u>Incompetent</u>	Pending end of 2013	3
<u>Estate Only</u>	Opened during 2014	1
	Closed during 2014	1
	Pending end of 2014	3
<u>Incompetent</u>	Pending end of 2013	147
<u>Full (Person and Estate)</u>	Opened during 2014	20
	Closed during 2014	17
	Pending end of 2014	150
<u>Minor</u>	Pending end of 2013	4
<u>Person Only</u>	Opened during 2014	0
	Closed during 2014	0
	Pending end of 2014	4
<u>Minor</u>	Pending end of 2013	53
<u>Estate Only</u>	Opened during 2014	12
	Closed during 2014	11
	Pending end of 2014	54
<u>Minor</u>	Pending end of 2013	16
<u>Full (Person and Estate)</u>	Opened during 2014	1
	Closed during 2014	5
	Pending end of 2014	12
<u>Conservatorships</u>	Pending end of 2013	0
	Opened during 2014	0
	Closed during 2014	0
	Pending end of 2014	0
<u>Civil Protective Services</u>	Pending end of 2013	0
	Opened during 2014	0
	Closed during 2014	0
	Pending end of 2014	0

TRUSTS:

<u>Testamentary</u>	Pending end of 2013	59
<u>Trusts</u>	Opened during 2014	2
	Closed during 2014	6
	Pending end of 2014	55

<u>Intervivos</u>	Pending end of 2013	2
<u>Trust</u>	Opened during 2014	0
	Closed during 2014	1
	Pending end of 2014	1

<u>Wrongful Death</u>	Pending end of 2013	29
<u>Trust</u>	Opened during 2014	2
	Closed during 2014	2
	Pending end of 2014	29

CIVIL ACTIONS:

<u>Concealment</u>	Pending end of 2013	0
<u>Of Assets</u>	Opened during 2014	0
	Closed during 2014	0
	Pending end of 2014	0

<u>Guardian's Complaint</u>	Pending end of 2013	4
<u>To Sell Real Estate</u>	Opened during 2014	3
	Closed during 2014	4
	Pending end of 2014	3

<u>Petition for</u>	Pending end of 2013	4
<u>Declaratory Judgment</u>	Opened during 2014	0
	Closed during 2014	3
	Pending end of 2014	1

<u>Will Contest:</u>	Pending end of 2013	3
	Opened during 2014	1
	Closed during 2014	2
	Pending end of 2014	2

<u>Petition to</u>	Pending end of 2013	0
<u>Determine Heirship</u>	Opened during 2014	0
	Closed during 2014	0
	Pending end of 2014	0

<u>Petition for Sale</u>	Pending end of 2013	5
<u>Of Real Estate</u>	Opened during 2014	2
	Closed during 2014	6
	Pending end of 2014	1

<u>Will</u>	Pending end of 2013	0
<u>Construction</u>	Opened during 2014	0
	Closed during 2014	0
	Pending end of 2014	0
<u>Other Contested</u>	Pending end of 2013	3
<u>Civil Actions</u>	Opened during 2014	1
	Closed during 2014	4
	Pending during 2014	0
<u>ADOPTIONS:</u>		
<u>Agency</u>	Pending end of 2013	0
	Opened during 2014	11
	Closed during 2014	10
	Pending end of 2014	1
<u>Private/Foreign</u>	Pending end of 2013	6
	Opened during 2014	5
	Closed during 2014	8
	Pending end of 2014	3
<u>Step Parent</u>	Pending end of 2013	7
	Opened during 2014	6
	Closed during 2014	12
	Pending end of 2014	1
<u>Foreign (Refinalization)</u>	Pending end of 2013	0
	Opened during 2014	0
	Closed during 2014	0
	Pending end of 2014	0
<u>Adult</u>	Pending end of 2013	0
	Opened during 2014	2
	Closed during 2014	1
	Pending end of 2014	1
<u>Foreign Birth</u>	Pending end of 2013	0
<u>Certificate Only</u>	Opened during 2014	1
	Closed during 2014	1
	Pending end of 2014	0

<u>Release of Identifying Information</u>	Pending end of 2013	1
	Opened during 2014	1
	Closed during 2014	2
	Pending end of 2014	0

MENTALS:

<u>Mental Illness</u>	Pending end of 2013	0
	Opened during 2014	1
	Closed during 2014	0
	Pending end of 2014	1

<u>Mental Retardation</u>	Pending end of 2013	0
	Opened during 2014	0
	Closed during 2014	0
	Pending end of 2014	0

MINOR SETTLEMENTS:

<u>Minor Settlement</u>	Pending end of 2013	5
	Opened during 2014	16
	Closed during 2014	12
	Pending end of 2014	9

<u>Minor Estate</u>	Pending end of 2013	1
	Opened during 2014	3
	Closed during 2014	3
	Pending end of 2014	1

WRONGFUL DEATH:

<u>Wrongful Death</u>	Pending end of 2013	66
	Opened during 2014	19
	Closed during 2014	18
	Pending end of 2014	67

NAME CHANGES:

<u>Adult</u>	Pending end of 2013	9
	Opened during 2014	58
	Closed during 2014	55
	Pending end of 2014	12

<u>Minor</u>	Pending end of 2013	4
	Opened during 2014	40
	Closed during 2014	38
	Pending end of 2014	6

CORRECTION/REGISTRATION OF BIRTH:

<u>Correction of</u>	Pending end of 2013	1
<u>Birth Record</u>	Opened during 2014	2
	Closed during 2014	3
	Pending end of 2014	0

<u>Registration of</u>	Pending end of 2013	0
<u>Birth Record</u>	Opened during 2014	1
	Closed during 2014	1
	Pending end of 2014	0

MARRIAGE LICENSE:

<u>Marriage License Issued in 2014</u>	822
--	-----

This report was prepared and submitted by: Laura Aylward
January 26, 2015

2014 PORTAGE COUNTY PROBATE COURT

FISCAL ACCOUNTING

ITEMIZED ACCOUNTING FOR
THE PORTAGE COUNTY **PROBATE COURT**
FOR CALENDAR YEAR **2014**

OPEN ITEMS AS OF DECEMBER 31, 2013 - \$ 25,730.29

ACTUAL RECEIPTS

COLLECTED IN YEAR 2014 - \$197,882.98

TOTAL 2014 REVENUE **\$223,613.27**

- - -

JANUARY 2014 THROUGH DECEMBER 2014

DISBURSEMENTS – (VERIFIED BY END OF
YEAR ACTUAL LISTING REPORT.)

- **\$200,174.30**

- - -

TOTAL REVENUE COLLECTED INCLUDING
MONIES PREVIOUSLY ON DEPOSIT
LESS DISBURSEMENTS AND MONIES
PRESENTLY ON DEPOSIT

- **\$ 23,438.97**

- - -

OPEN ITEMS ENDING DECEMBER 31, 2014
(VERIFIED BY BANK STATEMENT LESS
OUTSTANDING CHECKS AND
OPEN ITEMS COMPUTER REPORT.)

- **\$ 23,438.97**

2014 PROBATE ITEMIZED ACCOUNTING

AVAILABLE ARE THIS COURT'S MONTHLY
ACCOUNT REPORTS AND THIS COURT'S BANK
ACTUAL LISTING REPORTS VERIFYING DEPOSITS
AND DISBURSEMENTS.

12/31/14 BANK BALANCE AS IS
VERIFIED ON THIS COURT'S BANK
STATEMENT: - \$39,565.91

LESS OUTSTANDING 2014 CHECKS - 16,126.94
(INCLUDES END OF MONTH
DECEMBER '14 CHECKS ALSO)

BALANCE - \$23,438.97

- - -

2014 DISBURSEMENTS

\$200,174.30

CLERK FEES	-	\$112,276.48
RECORD COURIER	-	0.00
GUARDIANSHIP INVESTIGATION	-	3,245.00
ADOPTION INVESTIGATION	-	2,550.00
LEGITIMATION BIRTH CERTIFICATE	-	0.00
ADOPTION BIRTH CERTIFICATE	-	537.50
PATERNITY BIRTH CERTIFICATE	-	0.00
INDIGENT GUARDIANSHIP	-	17,900.00
DOMESTIC VIOLENCE	-	13,957.00
LEGAL AID	-	13,962.00
COMPUTER RESEARCH	-	4,743.00
COMPUTERIZATION FEE	-	15,730.00
PUTATIVE FATHER REG. FUND	-	660.00
BOND RECEIVED	-	0.00
MANUAL DISTRIBUTION	-	0.00
CHECKS	-	0.00
CONDUCT OF BUSINESS	-	821.00
PORTAGE COUNTY LEGAL NEWS	-	13,739.00
UNCLAIMED FUNDS	-	53.32

TOTAL 2014 DISBURSEMENTS - \$200,174.30

2014 PROBATE ITEMIZED ACCOUNTING

TOTAL DISBURSEMENTS MADE TO
PORTAGE COUNTY: - **\$171,275.80**

(REFLECTS CLERK FEES, INVESTIGATION
FEES, DOMESTIC VIOLENCE FEES,
COMPUTER RESEARCH FEES, CONDUCT OF
BUSINESS FEES, INDIGENT GUARDIANSHIP
FEES, AND UNCLAIMED FUNDS.)

(COMPUTER RESEARCH, COMPUTERIZATION
FEES, CONDUCT OF BUSINESS, AND INDIGENT
GUARDIANSHIP FEES ARE TO BE MAINTAINED
IN SEPARATE FUNDS FOR THIS COURT'S USE ONLY.)

TOTAL DISBURSEMENTS MADE TO
THE STATE OF OHIO - **\$ 15,159.50**

(REFLECTS FEES FOR ADOPTION
BIRTH CERTIFICATES, LEGAL AID,
AND PUTATIVE FATHER REG. FEES.)

TOTAL DISBURSEMENTS MADE TO THE
PORTAGE COUNTY LEGAL NEWS - **\$13,739.00**

(REFLECTS PUBLISHING COSTS AND
NEW CASE FILINGS.)

TOTAL 2014 DISBURSEMENTS: **\$200,174.30**

Prepared by: D.M. THARP
28 January 2015

DIRECTORY OF PERSONNEL
PORTAGE COUNTY JUVENILE DIVISION
8000 INFIRMARY RD
RAVENNA, OHIO 44266

COMMON PLEAS COURT

PORTAGE COUNTY

JUVENILE DIVISION

DIRECTORY OF PERSONNEL

THE HONORABLE THOMAS J. CARNES, JUDGE

COURT SUPPORT STAFF

James J. Aylward	Chief Magistrate
Joseph Szymanski	Magistrate
Denise Metropulos/Tharp	Court Reporter Court Administrator Fiscal Administrator
Lenny Sorboro	Director of Youth Rehabilitation
Sheila Cecora.....	Chief Deputy Clerk
Robert White.....	Director of Psychology/Substance Abuse Services

PSYCHOLOGY DEPARTMENT SUPPORT STAFF

Alison Steinberg.....	Psychological Assistant
-----------------------	----------------------------

PROBATION, PSYCHOLOGY, AND ADMINISTRATIVE ASSISTANT

Christy Troyer

JUVENILE DIRECTORY OF PERSONNEL CONT'D**DEPUTY CLERKS**

Sheila Cecora	Chief Deputy Clerk
Lynette Ray.....	Delinquency Clerk
Margaret Carr.....	Job & Family Service Deputy Clerk
Linda Ricci.....	Private Cases Deputy Clerk
Rebecca Hale	Child Support Enforcement Clerk
Judy Sheaffer	Receptionist and Traffic Deputy Clerk
Michelle Zuponic	Assignment Clerk

FISCAL DEPARTMENT

Denise Metropulos/Tharp	Grants Coordinator Administrator
Judi Payden	Juvenile Court Fiscal Officer

PROBATION DEPARTMENT

Lenny Sorboro	Director of Youth Rehabilitation
Jeffrey Cunningham.....	Chief Probation Officer
Rory Franks.....	Assistant Chief Probation Officer

JUVENILE DIRECTORY OF PERSONNEL CONT'D

Probation Dept. Cont'd.

Jennifer Allen.....	Intensive Probation Officer
Ed O'Bryant.....	Intensive Probation Officer
Jessica Letta	Probation Officer
Nicole Lambert	Probation Officer
Jae Leeworthy	
Leonard Bahney.....	Electronic Monitoring Probation Officer
Eugene Clinkscale.....	Probation Officer
Jerry Powell	Diversion Services Intervention Specialist
Dan Patz.....	Substance Specialist
Kelli Stefansic.....	Restitution/Community Service Officer
Christy Troyer.....	Administrative Assistant
Kimberly Benner	Receptionist/Secretary

JUVENILE DIRECTORY OF PERSONNEL CONT'D

LEGAL DEPARTMENT

Alison Manayan Blackmore	Job&Family
Charmine Ballard, Brandon Wheeler, Raymond Srp	Services Prosecutor
Roxanna Lyle	Child Support
Nancy Morrison	Enforcement Prosecutor
Chad Hawks	State Prosecutor
John Smiley	

BAILIFFS

Scott Wolverton
Paul Fisher

PORTAGE/GEAUGA COUNTY JUVENILE DETENTION CENTER

THOMAS J. REHNERT, SUPERINTENDENT

BRANDON WINARCHICK, ADMINISTRATIVE ASSISTANT

**2014 PORTAGE COUNTY JUVENILE COURT
STATISTICS**

<u>CASE TYPE</u>	<u>DELINQUENCY</u>		<u>UNRULY</u>		<u>TRAFFIC</u>	
	<u>2014</u>	<u>2013</u>	<u>2014</u>	<u>2013</u>	<u>2014</u>	<u>2013</u>
NEW CASES FILED	484	464	25	33	561	571
TRANSFERRED IN/ REACTIVATED CASES	<u>152</u>	<u>147</u>	<u>3</u>	<u>4</u>	<u>18</u>	<u>15</u>
TOTAL	636	611	28	37	579	586
	<u>DEP./ABUSED & NEGLECTED</u>		<u>PERMANENT CUSTODY</u>			
NEW CASES FILED	190	141	14	9		
TRANSFERRED IN/ REACTIVATED CASES	<u>5</u>	<u>4</u>	<u>2</u>	<u>2</u>		
TOTAL	195	145	16	11		
	<u>CUSTODY & VISITATION</u>		<u>PARENTAGE</u>		<u>SUPPORT ENFORCEMENT</u>	
NEW CASES FILED	161	174	37	39	127	128
TRANSFERRED IN/ REACTIVATED CASES	<u>119</u>	<u>118</u>	<u>8</u>	<u>4</u>	<u>373</u>	<u>394</u>
TOTAL	280	292	45	43	500	522
	<u>ADULT</u>		<u>OTHER</u>			
NEW CASES FILED	36	29	8	8		
TRANSFERRED IN/ REACTIVATED CASES	<u>11</u>	<u>2</u>	<u>0</u>	<u>0</u>		
TOTAL	47	31	8	8		
TOTAL NEW CASES	1643	1596				
TOTAL TRANS./REACT.	<u>691</u>	<u>690</u>				
TOTAL	2334	2286				

DELINQUENT CHARGES

<u>OFFENSES</u>	<u>2014</u>	<u>2013</u>	<u>OFFENSES</u>	<u>2014</u>	<u>2013</u>
RECKLESS HOMICIDE	1	0	COMPLICITY TO CRIMINAL DAMAGING	0	2
AGGRAVATED VEHICULAR ASSAULT	2	3	CRIMINAL DAMAG./ENDANG.	44	16
VEHICULAR ASSAULT	2	2	CRIMINAL MISCHIEF	7	8
FELONIOUS ASSAULT	3	4	VEHICULAR VANDALISM	0	4
COMPLICITY TO FELONIOUS ASSAULT W DEADLY WEAPON	3	0	RAILROAD VANDALISM, TRESP. INTERFERENCE	0	1
FELONIOUS ASSAULT DEADLY WEAPON USED	6	2	AGG. ROBBERY OFFENDER ARMED	4	0
ASSAULT	42	33	ROBBERY	4	2
AGGRAVATED MENACING	7	10	ATTEMPTED BURGLARY	1	0
MENACING	5	3	BURGLARY	13	6
ATTEMPTED MENACING BY BY STALKING	0	1	BREAKING & ENTERING	6	4
MENACING BY STALKING	0	2	AGGRAVATED TRESPASSING	0	1
ABDUCTION	0	1	CRIMINAL TRESPASS	12	12
RAPE	8	5	ATTEMPTED THEFT	0	2
SEXUAL BATTERY	1	0	THEFT	59	60
GSI	4	9	COMPLICITY TO THEFT	3	2
SEXUAL IMPOSITION	4	0	COMPLICITY TO THEFT OF A MOTOR VEHICLE	0	1
ILLEGAL USE OF A MINOR IN NUDITY ORIENTED MATERIAL	0	2	UNAUTH. USE OF M/V	6	5
PUBLIC INDECENCY	2	0	MISUSE OF CREDIT CARD	4	2
ARSON	1	1	INCITING TO VIOLENCE	1	0
DISRUPTING PUBLIC SERVICE	0	1	RECEIVING STOLEN PROPERTY	31	7
COMPLICITY TO VANDALISM	1	0	DISORDERLY CONDUCT	67	58
VANDALISM	12	3	TELECOMM. HARASSMENT	3	0

<u>OFFENSES</u>	<u>2014</u>	<u>2013</u>	<u>OFFENSES</u>	<u>2014</u>	<u>2013</u>
INDUCING PANIC	3	2	TRAFFICKING IN DRUGS	3	5
MAKING FALSE ALARMS	3	4	TRAFFICKING IN MARIJUANA	2	0
COMPLICITY TO CONTRIBUTE TO THE UNRULINESS	2	0	ILLEGAL ASSEMBLY/POSS OF CHEM. FOR MANUF OF DRUG	0	3
DOMESTIC VIOLENCE	62	61	POSS. OF MARIJUANA	12	19
FALSIFICATION	2	4	DRUG ABUSE	6	28
FAIL TO DISCLOSE PERSON ID	1	0	POSSESSION OF DRUGS	35	39
OBST. OFFICIAL BUSINESS	17	14	POSSESSING DRUG ABUSE INSTRUMENTS	1	1
OBST. JUSTICE	1	0	POSS. OF DRUG PARAPH.	30	42
FAILURE TO COMPLY WITH ORDER/SIGNAL	2	0	ABUSING HARMFUL INTOXICANTS	1	0
RESISTING ARREST	5	10	ETHNIC INTIMIDATION	1	0
ESCAPE	1	1	OPEN CONTAINER	2	1
ILLEG CONVEY OF ITEMS INTO DETENTION	1	0	PROHIBITIONS	50	66
HARASSMENT BY INMATE	1	0	DANGEROUS DRUGS	0	3
COMPLICITY	0	1	HIT SKIP LVG THE SCENE	0	1
ILLEGAL CONVEY./POSS. OF A DEADLY WEAPON IN SCHOOL ZONE	0	2	MISREPRESENTATION	0	1
CCW	3	3	UNREASONABLE NOISE	1	0
COMPLICITY TO DISCHARGE FIREARMS	1	0	CRUELTY TO ANIMALS	1	0
DISCHARGING FIREARMS	4	0	DYS PLACEMENT	0	1
COMPLICITY TO IMPROPER HANDLING OF A FIREARM	1	0	TRUANCY BY DELINQ.	37	32
IMPROPER HANDLING OF A FIREARM IN A M/V	2	0	UNRULY OFFENSES FILED W DELINQUENT OFFENSE	42	32
POSS. OF CRIMINAL TOOLS	5	5	TOTAL CHARGES	710	656
			TOTAL CASES	636	611

NOTICE OF ALLEGED PROBATION/DISPOSITION VIOLATIONS

	<u>2014</u>	<u>2013</u>
EXTEND THE CHILD'S PROBATION	0	0
IMPOSE THE CHILD'S PREV. SUSPENDED PERIOD OF DETENTION	1	0
REVIEW AND/OR MODIFY THE COURT'S PREV. DISP. ORDER	0	1
REVOKE THE COURT'S PREV. ORDER OF HOUSE ARREST & DETAIN	1	3
REVOKE THE CHILD'S PROBATION	74	82
PAROLE VIOLATIONS	2	0
DISPOSITION VIOLATIONS	<u>16</u>	<u>13</u>
TOTAL	94	99

ADULT CHARGES FILED

	<u>2014</u>	<u>2013</u>
CONTRIBUTING TO THE UNRULINESS/DELINQUENCY OF A MINOR	99	15
FAILING TO SEND CHILD TO SCHOOL	<u>13</u>	<u>20</u>
TOTAL	112	35

UNRULY CHARGES

<u>OFFENSE</u>	<u>2014</u>	<u>2013</u>
CURFEW	13	11
TRUANCY	2	1
UNRULY	<u>11</u>	<u>23</u>
TOTAL	26	36

WARRANTS

	<u>ISSUED</u>	<u>SERVED</u>
ADULT	11	11
CIVIL	86	94
DELINQ./UNRULY	59	70
TRAFFIC	<u>2</u>	<u>1</u>
TOTAL	158	176

TRAFFIC CHARGES

<u>OFFENSE</u>	<u>2014</u>	<u>2013</u>	<u>OFFENSE</u>	<u>2014</u>	<u>2013</u>
OWNER REQ. TO FILE APPLIC	4	4	FAILURE TO CONTROL	49	63
FAILURE TO DISPLAY PLATES	0	7	RESTRICT AGAINST OWNER LENDING VEHICLE	1	0
OPERATORS PERMIT W/O A LICENSED DRIVER	2	2	DRIV USING ELECTRONIC WIRELESS COMMUN	1	1
DRIVER W/O PARENT RESTR	1	0	ASSURED CLEAR DISTANCE	60	59
DRIV UNDER FRA SUSP.	0	1	APPROACHING STATIONARY PUBLIC SAFETY VEHICLE	0	1
DRIV UNDER SUSPENSION/ FAIL TO REINSTATE	1	0	SPEED	131	133
DRIV. UNDER SUSPENSION	4	10	SPEED FOR CONDITIONS	6	18
NO OPERATORS LICENSE	20	9	SPEED ZONE REDUCED	57	36
PROB. LICENSE FOR MINOR	12	11	SPEED ZONES 55 MPH	36	38
ALL OCCUPANTS SECURE	1	0	SPEED ZONE 65 MPH	21	26
LICENSE REQ. ON PERSONS	0	1	LANES OF TRAVEL	12	3
CURFEW VIOL TEMP PERMIT	0	1	RULES OF PASSING VEHICLES	2	0
DISOBEYING TRAFFIC CONTROL DEVICE/SIGNS	17	11	DRIVING LEFT OF CENTER	2	2
SIGNAL LIGHTS	13	11	HAZARDOUS ZONES	2	1
PEDESTRIAN CONTROL SIGNALS	0	1	VIOL. OF ONE WAY TRAFFIC	0	1
PHYSICAL CONTROL/ UNDER THE INFLUENCE	1	0	DRIVING IN MARKED LANES	10	13
D.U.I.	10	14	FOLLOWING TOO CLOSE	3	4
MARIJUANA METABOLITE	4	3	URNS AT INTERSECTIONS	1	1
O.V.U.A.C.	5	6	U-TURNS	1	1
OVI REFUSAL	1	0	STARTING & BACKING	8	6
RECKLESS OPERATION	6	1	TURN & STOP SIGNS	3	4
RECKLESS OPERATION ON PRIVATE PROPERTY	0	3	FTY @ INTERSECTIONS	4	1
			FTY TURNING LEFT	17	19

TRAFFIC CHARGES

<u>OFFENSE</u>	<u>2014</u>	<u>2013</u>		<u>2014</u>	<u>2013</u>
FTY @ STOP & YIELD SIGNS	26	27			
FTY FROM PRIVATE DRIVE	8	12	TOTAL TRAFFIC CHARGES	635	631
FTY TO PEDESTRIAN	1	0	TOTAL TRAFFIC CASES	579	586
RIDING OUTSIDE OF VEHICLE	2	1			
MOTORIZED BICYCLE RULES	1	0			
DRIV ON CLOSED HIGHWAY	1	0			
SCHOOL BUS VIOLATION	6	4			
LITTERING	0	2	<u>PORTAGE COUNTY</u>		
UNSAFE VEHICLE	1	2	<u>LAW ENFORCEMENT FILINGS</u>		
LIGHTED LIGHTS REQUIRED	4	3		<u>2014</u>	<u>2013</u>
HEADLIGHTS	3	3	AURORA	54	60
TAIL & LICENSE LIGHTS	3	2	BRADY LAKE	0	3
NO BRAKE LIGHTS	0	1	BRIMFIELD	21	19
TWO LIGHTS DISPLAYED	1	0	GARRETTSVILLE	6	5
FAILURE TO DIM LIGHTS	1	1	HIRAM	8	3
TINTED WINDSHIELDS	3	3	KENT	49	55
SEATBELT	43	36	KENT STATE UNIVERSITY	0	1
UNSECURE LOAD	0	1	MOGADORE	11	3
OPERATION ON OR NEAR HWY, STREET OR ROAD	0	1	MANTUA	11	16
OPERATOR'S LICENSE REQ.	0	1	ODNR	0	0
FICTITIOUS PLATES	2	1	OSP POST 67	277	258
FICTITIOUS REGISTRATION	0	1	OSP 91	20	28
OPERT ATV VEHICLE ON STREET OR HIGHWAY	0	1	PCSO	29	30
			RAVENNA	24	22
			STREETSBORO	82	81
			WINHDAM	<u>2</u>	<u>5</u>
			TOTAL PORTAGE COUNTY	594	589
			FILINGS TRANSFERRED FROM OTHER COUNTIES	41	42

DEPENDENT, NEGLECTED & ABUSED CHARGES

<u>DEPENDENCY</u>	<u>2014</u>	<u>2013</u>
DEPARTMENT OF JOB & FAMILY SERVICES - EMERGENT	125	90
DEPARTMENT OF JOB & FAMILY SERVICES - NON-EMERGENT	65	55
TOTAL	190	145

NEGLECT

DEPARTMENT OF JOB & FAMILY SERVICES - EMERGENT	92	87
DEPARTMENT OF JOB & FAMILY SERVICES - NON -EMERGENT	38	46
TOTAL	130	133

ABUSED

DEPARTMENT OF JOB & FAMILY SERVICES - EMERGENT	104	60
DEPARTMENT OF JOB & FAMILY SERVICES - NON- EMERGENT	<u>37</u>	<u>22</u>
TOTAL	141	82

<u>MOTION FOR PERMANENT CUSTODY/SURRENDER</u>	16	11
--	-----------	-----------

ALL OTHER CASES

INTERSTATE COMPACT	2	0
NOTICE OF ADOPTION AGREEMENT	4	4
PETITION FOR CIVIL PROTECTION ORDER	<u>2</u>	<u>3</u>
TOTAL	8	8

PATERNITY

PATERNITY COMPLAINT - PRIVATE COUNSEL FILINGS	23	26
PATERNITY COMPLAINT - CHILD SUPPORT ENFORCEMENT FILINGS	<u>14</u>	<u>13</u>
TOTAL	37	39

CUSTODY AND VISITATION**NEW CASES FILED**

	<u>2014</u>	<u>2013</u>
CARETAKER AUTHORIZATION FORM	2	9
COMPLAINT FOR CUSTODY	92	99
COMPLAINT FOR CUSTODY AND CHILD SUPPORT	1	3
COMPLAINT FOR SHARED PARENTING	7	9
COMPLAINT TO ESTABLISH VISITATION	20	20
POWER OF ATTORNEY	38	34
REGISTRATION OF A FOREIGN DECREE	<u>1</u>	<u>0</u>
TOTAL	161	174

TRANSFERRED/REACTIVATED CASES & MOTIONS

MOTION FOR CHANGE OF CUSTODY	41	26
MOTION FOR CONTEMPT	5	13
MOTION FOR CUSTODY	24	26
MOTION TO MODIFY VISITATION	15	10
MOTION TO MODIFY SHARED PARENTING	5	8
MOTION FOR SHARED PARENTING	9	2
MOTION FOR VISITATION	15	22
MOTION TO TERMINATE CUSTODY	0	2
MOTION TO TERMINATE VISITATION	3	4
SECOND/SUBSEQUENT POA/CA	<u>2</u>	<u>5</u>
TOTAL	119	118

SUPPORT ENFORCEMENT OR MODIFICATION**NEW CASES FILED**

COMPLAINT FOR CHILD SUPPORT	5	7
COMPLAINT FOR CHILD SUPPORT/ADOPTION OF ADMIN. ORDERS	112	113
MOTION TO MODIFY CHILD SUPPORT	2	1
MOTION TO TERMINATE CHILD SUPPORT	1	3
REVIEW/OBJECTION TO ADMINISTRATIVE ORDER	<u>7</u>	<u>4</u>
TOTAL	127	128

TRANSFERRED/REACTIVATED CASES & MOTIONS

MOTION FOR CHILD SUPPORT	52	48
MOTION FOR CONTEMPT	4	5
MOTION TO DETERMINE ARREARAGES AND CONTEMPT	127	163
MOTION TO IMPOSE SUSPENDED SENTENCE/CONTEMPT	35	34
MOTION TO MODIFY CHILD SUPPORT	14	12
MOTION TO TERMINATE CHILD SUPPORT	17	11
NOTICE OF REVISED AMOUNT OF CHILD SUPPORT	121	118
REVIEW/OBJECTION TO ADMINISTRATIVE ORDER	<u>3</u>	<u>3</u>
TOTAL	373	394

DELINQUENCY CASES*

BINDOVER	1
COMMUNITY SERVICE	8
COSTS	12
COSTS SUSPENDED	2
COUNSELING	1
DISMISSED	246
DYS	2
DYS SUSPENDED	9
JAIL	1
NO DISPOSITION ORDERED	13
PROBATION	2
TRAINING/TREATMENT/EVAL.	89
TRAINING/TREATMENT/EVAL. SUSPENDED	177
TRANSFER TO ANOTHER COUNTY	40
WARRANT	<u>24</u>
TOTAL	627

UNRULY CASES*

COMMUNITY SERVICE	3
COSTS	6
COSTS SUSPENDED	3
DISMISSED	13
PROBATION	1
TRANSFER TO ANOTHER COUNTY	1
TOTAL	27

TRAFFIC CASES*

ADMIT	358
ADMIT/AMENDED CHARGE	54
ADMIT -WAIVER CITATION	134
DISMISSED	18
NO CONTEST	11
NOT AVAILABLE	1
TRANSFER TO ANOTHER COUNTY	5
WARRANT	<u>2</u>
TOTAL	583

PERMANENT CUSTODY

DISMISSED/CMPLT WITHDRAWN	3
PERMANENT CUSTODY GRANTED	<u>11</u>
TOTAL	14

DEP./NEG./ABUSED CASES*

DISMISSED	24
LEGAL CUSTODY	1
LEGAL CUST. PROT. SUPERV.	14
NO DISPOSITION	1
PROTECTIVE SUPERVISION	36
TEMP. CUSTODY/PCDJFS	112
TRANSFER TO ANOTHER COUNTY	4
TOTAL	192

ADULT CASES*

COSTS	10
DISMISSED	30
WARRANT	<u>10</u>
TOTAL	50

**CUSTODY & VISIT./PATERNITY/
SUPPORT ENFORCEMENT**

ADMIT	33
COMPLAINT DENIED	5
COMPLAINT GRANTED	149
COMPLAINT WITHDRAWN	10
DISMISSED COMPLAINT/MOTION	97
MODIFICATION GRANTED	125
MOTION DENIED	18
MOTION GRANTED	243
MOT TO WITHDRAW MOT GRANTED	33
NO DISPOSITION ORDERED	64
SHARED PARENTING	30
STAYED	1
WARRANT	<u>67</u>
TOTAL	875

OTHER CASES

COMPLAINT DENIED	1
DISMISSED	1
NO DISPOSITION	7
TOTAL	9

*DISPOSITIONS ABOVE REPRESENT THE PRINCIPLE DISPOSTITION ORDERED. A CASE CAN HAVE MORE THAN ONE DISPOSTITION.

2014 PORTAGE COUNTY JUVENILE COURT
FISCAL ACCOUNTING

**ITEMIZED ACCOUNTING FOR
THE PORTAGE COUNTY JUVENILE COURT
FOR CALENDAR YEAR 2014**

REVENUE:

OPEN ITEMS AS OF DECEMBER 31, 2013	-	\$ 5,623.67
RECEIPTS COLLECTED IN YEAR 2014	-	113,667.16
TOTAL 2014 REVENUE	-	<u>\$119,290.83</u>

DISBURSEMENTS:

JANUARY 2014 THROUGH DECEMBER 2014
DISBURSEMENTS – (VERIFIED BY END OF YEAR
ACTUAL LISTING REPORTS) \$110,418.56

TOTAL DISBURSEMENTS FOR 2014	-	<u>\$110,418.56</u>
------------------------------	---	----------------------------

TOTAL REVENUE COLLECTED LESS DISBURSEMENTS IN 2014	-	<u>\$ 8,872.27</u>
---	---	---------------------------

OPEN ITEMS ENDING DECEMBER 31, 2014 (VERIFIED BY BANK STATEMENT AND OPEN ITEMS COMPUTER REPORT)	-	<u>\$ 8,872.27</u>
---	---	---------------------------

12/31/14 ENDING BANK BALANCE (VERIFIED ON THIS COURT'S 12/2014 BANK STATEMENT	-	\$12,469.19
---	---	-------------

LESS OUTSTANDING CHECKS (INCLUDED ARE DECEMBER 2014 EOM CHECKS NOT YET CASHED)	-	\$ 3,596.92
--	---	-------------

BALANCE FOR YEAR 2014	-	<u>\$ 8,872.27</u>
-----------------------	---	---------------------------

ITEMIZED ACCOUNTING
JUVENILE COURT 2014

AVAILABLE ARE THIS COURT'S MONTHLY
ACTUAL LISTING REPORTS AND THIS
COURT'S BANK TRANSACTION LISTING REPORTS
VERIFYING DEPOSITS AND REFUNDS.

- - -

2014 DISBURSEMENTS TOTALING
\$110,418.56

REHABILITATIVE SUPPORT	-	\$13,773.56
COURT COSTS	-	30,135.55
COUNTY FINES	-	15,949.75
REPARATION/VICTIM CRIME	-	6,614.90
SEATBELT FINES	-	1,121.00
OHIO STATE PATROL FINES	-	4,577.80
CLERK FEES	-	415.26
COMPUTER RESEARCH	-	3,387.50
COMPUTERIZATION FEE	-	10,983.88
BRIMFIELD POLICE DEPARTMENT	-	200.00
BAZETTA TOWNSHIP PD	-	20.00
INDIGENT APPLICATION FEES	-	3,332.33
LAW LIBRARY	-	220.00
PORTAGE COUNTY LEGAL NEWS	-	579.00
DRUG LAW ENFORCEMENT FUND	-	1,590.13
INDIGENT DRIVER'S ALCOHOL FUND	-	704.23
INDIGENT DEFENSE SUPPORT FUND	-	16,336.48
JUSTICE PROGRAM SERVICE	-	51.48
RETURN OF BONDS	-	250.00
UNCLAIMED FUNDS	-	175.71

TOTAL 2014 DISBURSEMENTS - \$110,418.56

ITEMIZED ACCOUNTING
JUVENILE COURT 2014

2014 DISBURSEMENTS
MADE TO PORTAGE COUNTY:

\$ 13,773.56 in Detention Support Fees
30,135.55 in Court Costs
15,949.75 in County Fines
415.26 in Clerk Fees
3,387.50 in Computer Research
10,983.88 in Computerization Fees
175.71 in Unclaimed Funds

TOTAL: \$ 74,821.21

2014 DISBURSEMENTS MADE
TO THE STATE OF OHIO:

\$ 6,614.90 in Reparation/Victim Crime
1,121.00 in Seatbelt Fees
4,577.80 in OSP Fines
51.48 in Justice Program Services
1,590.13 in Drug Law Enforcement Fund
704.23 in Indigent Alcohol Driver's Fund
16,336.48 in Indigent Defense Support fund

TOTAL: \$30,996.02

OTHER 2014 DISBURSEMENTS:

\$ 579.00 to Portage County Legal News for Publication costs
220.00 to Portage County Law Library
which is 50% of Township Fees
3,332.33 Indigent Application Fee
250.00 Return of Bonds

TOTAL: \$4,381.33

ITEMIZED ACCOUNTING
JUVENILE COURT 2014

**FOLLOWING DISBURSEMENTS TO TOWNSHIP POLICE
DEPARTMENT'S REPRESENTS 50% OF FINES COLLECTED:**

\$ 200.00 to Brimfield Police Department
20.00 to Smith Township Police Department

TOTAL DISBURSEMENTS TO POLICE AGENCIES: \$220.00

TOTAL 2014 DISBURSEMENTS: \$110,418.56

Prepared by: D.M. Tharp – 14 January 2015

**2014 PORTAGE COUNTY JUVENILE COURT
DEPARTMENT OF YOUTH REHABILITATION
STATISTICAL DATA**

DEPARTMENT OF YOUTH REHABILITATION

STATISTICAL DATA

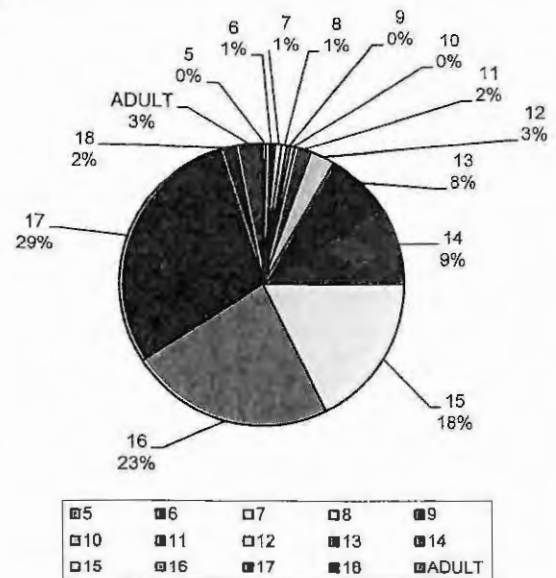
2014

CLASSIFICATION BY COMPLAINTS RECEIVED

1. Classification by Age
2. Classification by Gender
3. Classification by Offense Level
4. Classification by Race
5. Classification by Action Taken
6. Classification by Referral Source
 - A. Law Enforcement Departments
 - B. Department of Youth Rehabilitation
 - C. Out of County Departments
 - D. Portage County Schools
7. Classification by Offense


AGE	TOTAL	PERCENT
5	4	0.35%
6	12	1.04%
7	8	0.70%
8	7	0.61%
9	5	0.43%
10	6	0.52%
11	21	1.82%
12	33	2.87%
13	87	7.56%
14	105	9.12%
15	203	17.64%
16	266	23.11%
17	338	29.37%
18	20	1.74%
ADULT	36	3.13%
TOTAL	1151	100.00%

AGE



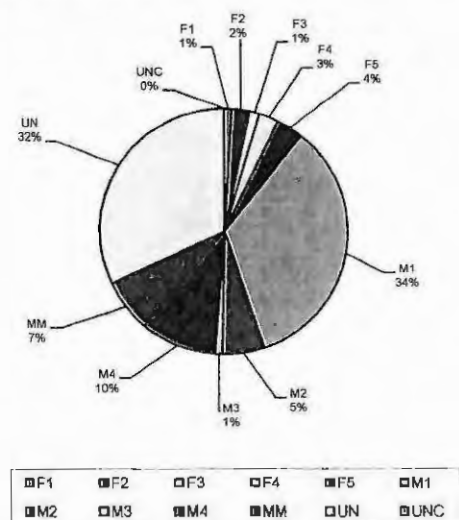
GENDER	TOTAL	PERCENT
M	730	63.42%
F	421	36.58%
TOTAL	1151	100.00%

GENDER



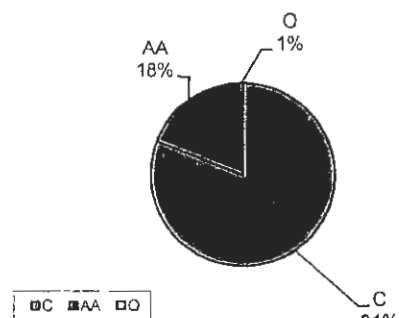
OFFENSE LEVEL	TOTAL	PERCENT
F1	11	0.96%
F2	27	2.35%
F3	15	1.30%
F4	30	2.61%
F5	41	3.56%
M1	393	34.14%
M2	63	5.47%
M3	11	0.96%
M4	112	9.73%
MM	80	6.95%
UN	368	31.97%
UNC	0	0.00%
TOTAL	1151	100.00%

OFFENSE LEVEL



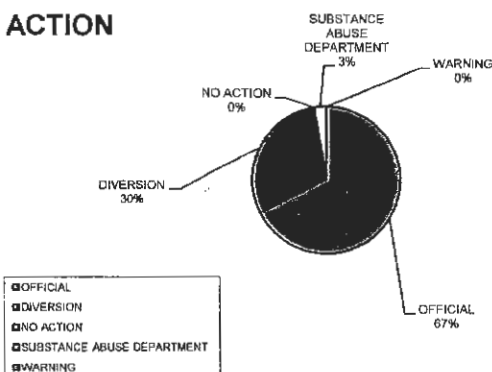
RACE	TOTAL	PERCENT
C	931	80.89%
AA	213	18.51%
O	7	0.61%
TOTAL	1151	100.00%

RACE




ACTION	TOTAL	PERCENT
OFFICIAL	778	67.59%
DIVERSION	342	29.71%
NO ACTION	0	0.00%
SUBSTANCE ABUSE DEPARTMENT	31	2.69%
WARNING	0	0.00%
TOTAL	1151	100.00%

ACTION



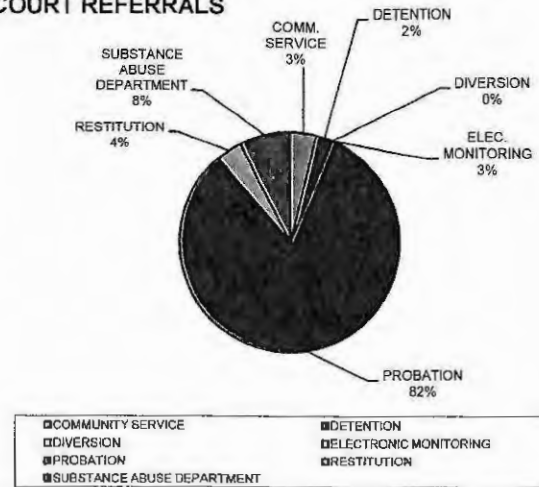
LAW ENFORCEMENT REFERRALS	TOTAL	PERCENT
AURORA PD	46	6.07%
BRADY LAKE PD	1	0.13%
BRIMFIELD PD	51	6.73%
DEPT PUBLIC SAFETY	0	0.00%
GARRETTSVILLE PD	6	0.79%
HIRAM PD	1	0.13%
KENT PD	177	23.35%
KSU PD	8	1.06%
MANTUA PD	6	0.79%
MOGADORE PD	6	0.79%
NELSON LEDGES	0	0.00%
OHIO DEPT NATURAL RESOURCES	0	0.00%
OHIO STATE PATROL	19	2.51%
PCSO	224	29.55%
PROSECUTOR	14	1.85%
RAVENNA PD	71	9.37%
ROBINSON MEMORIAL HOSPITAL PD	3	0.40%
STREETSBORO PD	99	13.06%
TASK FORCE	3	0.40%
WINDHAM PD	23	3.03%
TOTAL	758	100.00%

LAW ENFORCEMENT REFERRALS



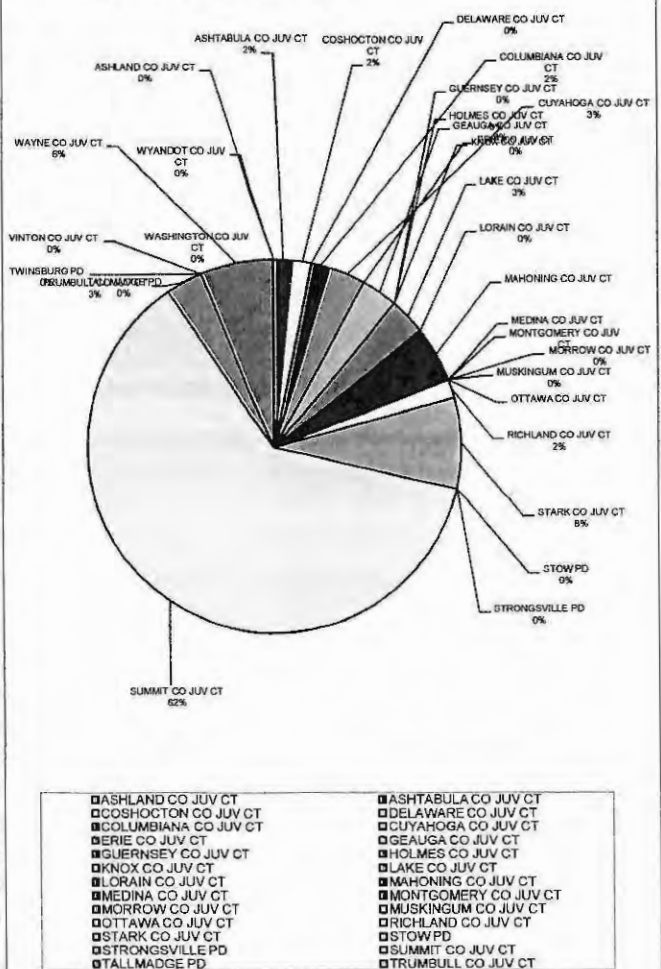
COURT REFERRALS	TOTAL	PERCENT
COMMUNITY SERVICE	3	3.75%
DETENTION	2	2.50%
DIVERSION	0	0.00%
ELECTRONIC MONITORING	0	0.00%
PROBATION	66	82.50%
RESTITUTION	3	3.75%
SUBSTANCE ABUSE DEPARTMENT	6	7.50%
TOTAL	80	100.00%

COURT REFERRALS




OUT OF COUNTY REFERRALS	TOTAL	PERCENT
ASHLAND CO JUV CT	0	0.00%
ASHTABULA CO JUV CT	1	1.59%
COSHOCTON CO JUV CT	1	1.59%
DELAWARE CO JUV CT	0	0.00%
COLUMBIANA CO JUV CT	1	1.59%
CUYAHOGA CO JUV CT	2	3.17%
ERIE CO JUV CT	0	0.00%
GEAUGA CO JUV CT	2	3.17%
GUERNSEY CO JUV CT	0	0.00%
HOLMES CO JUV CT	0	0.00%
KNOX CO JUV CT	0	0.00%
LAKE CO JUV CT	2	3.17%
LORAIN CO JUV CT	0	0.00%
MAHONING CO JUV CT	3	4.76%
MEDINA CO JUV CT	0	0.00%
MONTGOMERY CO JUV CT	0	0.00%
MORROW CO JUV CT	0	0.00%
MUSKINGUM CO JUV CT	0	0.00%
OTTAWA CO JUV CT	0	0.00%
RICHLAND CO JUV CT	1	1.59%
STARK CO JUV CT	5	7.94%
STOW PD	0	0.00%
STRONGSVILLE PD	0	0.00%
SUMMIT CO JUV CT	39	61.90%
TALLMADGE PD	0	0.00%
TRUMBULL CO JUV CT	2	3.17%
TWINSBURG PD	0	0.00%
VINTON CO JUV CT	0	0.00%
WASHINGTON CO JUV CT	0	0.00%
WAYNE CO JUV CT	4	6.35%
WYANDOT CO JUV CT	0	0.00%
TOTAL	63	100.00%

OUT OF COUNTY REFERRALS



SCHOOL REFERRALS	TOTAL	PERCENT
AURORA HS	3	1.20%
BRIMFIELD ELEM	7	2.80%
BROWN MS	22	8.80%
CAMPUS ELEM	4	1.60%
CARLIN ELEM	0	0.00%
CENTRAL ELEM	0	0.00%
COOPERATIVE LEARNING PROGRAM	0	0.00%
CRESTWOOD HS	12	4.80%
CRESTWOOD INTERMEDIATE	1	0.40%
CRESTWOOD MS	4	1.60%
DAVEY ELEM	10	4.00%
E.C.O.T.	8	3.20%
DEFER INTERMEDIATE	3	1.20%
FIELD HS	10	4.00%
FIELD MS	9	3.60%
FRANKLIN ELEM	0	0.00%
GARFIELD ELEM	1	0.40%
GARFIELD HS	3	1.20%
GARFIELD INTERMEDIATE	1	0.40%
GARFIELD MS	3	1.20%
HARMON MS	1	0.40%
HOLDEN ELEM	4	1.60%
KATHERINE THOMAS ELEM	0	0.00%
KENT ROOSEVELT HS	20	8.00%
LEAP PROGRAM	1	0.40%
LEIGHTON ELEM	0	0.00%
LONGCOY ELEM	6	2.40%
MANTUA CENTER ELEM	0	0.00%
MANTUA VILLAGE ELEM	0	0.00%
MAPLEWOOD	12	4.80%
MILLER ELEM	0	0.00%
RAUSCH INTERMEDIATE	0	0.00%
RAVENNA HS	30	12.00%
ROOTSTOWN ELEM	0	0.00%
ROOTSTOWN HS	0	0.00%
ROOTSTOWN MS	2	0.80%
SHALERSVILLE ELEM	0	0.00%
SOUTHEAST ELEM	0	0.00%
SOUTHEAST HS	4	1.60%
SOUTHEAST INTERMEDIATE	0	0.00%
SOUTHEAST MS	13	5.20%
SOUTHEAST PRIMARY	3	1.20%
STANTON MS	6	2.40%
STREETSBORO HS	12	4.80%
STREETSBORO MS	1	0.40%
SUFFIELD ELEM	2	0.80%
TAPPAN ELEM	0	0.00%
WAIT ELEM	2	0.80%
WALLS ELEM	4	1.60%
WATERLOO ELEM	1	0.40%
WATERLOO HS	3	1.20%
WATERLOO MS	3	1.20%
WEST MAIN ELEM	6	2.40%
WEST PARK ELEM	2	0.80%
WILLYARD ELEM	3	1.20%
WINDHAM HS	7	2.80%
WINDHAM JR HS	1	0.40%
TOTAL	250	100.00%




OFFENSE - Page 1

TOTAL PERCENT

ABUSING HARMFUL INTOXICANTS	1	0.09%
AGGRAVATED ARSON	0	0.00%
AGGRAVATED ASSAULT	0	0.00%
AGGRAVATED BURGLARY	0	0.00%
AGGRAVATED DRUG TRAFFICKING	0	0.00%
AGGRAVATED MENACING	7	0.61%
AGGRAVATED ROBBERY	4	0.35%
AGGRAVATED VEHICULAR ASSAULT	2	0.17%
ARSON	1	0.09%
ASSAULT	37	3.21%
ASSAULT-DETENTION OFFICER	1	0.09%
ASSAULT-POLICE OFFICER	0	0.00%
ASSAULT-TEACHER	1	0.09%
ATTEMPTED ARSON	0	0.00%
ATTEMPTED BURGLARY	2	0.17%
ATTEMPTED FELONIOUS ASSAULT	0	0.00%
ATTEMPTED GROSS SEXUAL IMPOSITION	0	0.00%
ATTEMPTED MURDER	0	0.00%
ATTEMPTED RAPE	0	0.00%
ATTEMPTED THEFT	0	0.00%
BREAKING AND ENTERING	5	0.43%
BURGLARY	12	1.04%
CARRYING CONCEALED WEAPON	1	0.09%
CHILD ENDANGERING	0	0.00%
COMPLICITY AGGRAVATED BURGLARY	0	0.00%
COMPLICITY AGGRAVATED ROBBERY	0	0.00%
COMPLICITY ARSON	0	0.00%
COMPLICITY ASSAULT	0	0.00%
COMPLICITY AUTO THEFT	0	0.00%
COMPLICITY BURGLARY	0	0.00%
COMPLICITY CONTRIBUTING	2	0.17%
COMPLICITY CRIMINAL DAMAGING	0	0.00%
COMPLICITY DRUG ABUSE	0	0.00%
COMPLICITY DRUG PARAPHERNALIA	0	0.00%
COMPLICITY DRUG TRAFFICKING	0	0.00%
COMPLICITY FELONIOUS ASSAULT	3	0.26%
COMPLICITY FIREARM HABITATION	1	0.09%
COMPLICITY FORGERY	0	0.00%
COMPLICITY IMPROPER HANDLE FIREARM	1	0.09%
COMPLICITY MANUFACTURE DRUGS	0	0.00%
COMPLICITY ROBBERY	0	0.00%
COMPLICITY THEFT	3	0.26%
COMPLICITY VANDALISM	1	0.09%
CONTRIBUTING	25	2.17%
CRIMINAL DAMAGING	43	3.74%
CRIMINAL MISCHIEF	7	0.61%
CRIMINAL TRESPASS	14	1.22%
CRUELTY TO ANIMALS	1	0.09%
CULTIVATION MARIJUANA	0	0.00%
CURFEW	53	4.60%
DISORDERLY CONDUCT	72	6.26%

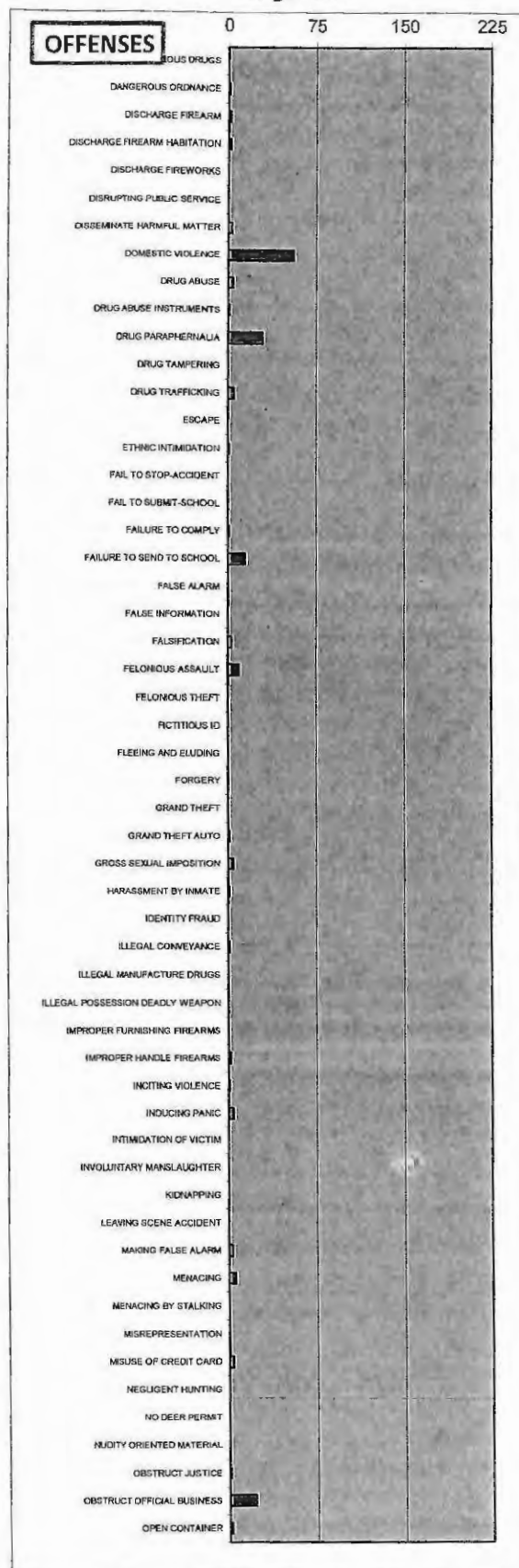
OFFENSES



OFFENSE - Page 2

TOTAL PERCENT

DANGEROUS DRUGS	0	0.00%
DANGEROUS ORDNANCE	1	0.09%
DISCHARGE FIREARM	2	0.17%
DISCHARGE FIREARM HABITATION	2	0.17%
DISCHARGE FIREWORKS	0	0.00%
DISRUPTING PUBLIC SERVICE	0	0.00%
DISSEMINATE HARMFUL MATTER	3	0.26%
DOMESTIC VIOLENCE	56	4.87%
DRUG ABUSE	4	0.35%
DRUG ABUSE INSTRUMENTS	1	0.09%
DRUG PARAPHERNALIA	29	2.52%
DRUG TAMPERING	0	0.00%
DRUG TRAFFICKING	5	0.43%
ESCAPE	0	0.00%
ETHNIC INTIMIDATION	1	0.09%
FAIL TO STOP-ACCIDENT	0	0.00%
FAIL TO SUBMIT-SCHOOL	0	0.00%
FAILURE TO COMPLY	1	0.09%
FAILURE TO SEND TO SCHOOL	14	1.22%
FALSE ALARM	0	0.00%
FALSE INFORMATION	0	0.00%
FALSIFICATION	3	0.26%
FELONIOUS ASSAULT	9	0.78%
FELONIOUS THEFT	0	0.00%
FICTITIOUS ID	0	0.00%
FLEEING AND ELUDING	0	0.00%
FORGERY	0	0.00%
GRAND THEFT	0	0.00%
GRAND THEFT AUTO	1	0.09%
GROSS SEXUAL IMPOSITION	4	0.35%
HARASSMENT BY INMATE	1	0.09%
IDENTITY FRAUD	0	0.00%
ILLEGAL CONVEYANCE	1	0.09%
ILLEGAL MANUFACTURE DRUGS	0	0.00%
ILLEGAL POSSESSION DEADLY WEAPON	0	0.00%
IMPROPER FURNISHING FIREARMS	0	0.00%
IMPROPER HANDLE FIREARMS	2	0.17%
INCITING VIOLENCE	1	0.09%
INDUCING PANIC	4	0.35%
INTIMIDATION OF VICTIM	0	0.00%
INVOLUNTARY MANSLAUGHTER	0	0.00%
KIDNAPPING	0	0.00%
LEAVING SCENE ACCIDENT	0	0.00%
MAKING FALSE ALARM	3	0.26%
MENACING	5	0.43%
MENACING BY STALKING	0	0.00%
MISREPRESENTATION	0	0.00%
MISUSE OF CREDIT CARD	3	0.26%
NEGLIGENT HUNTING	0	0.00%
NO DEER PERMIT	0	0.00%
NUDITY ORIENTED MATERIAL	0	0.00%
OBSTRUCT JUSTICE	1	0.09%
OBSTRUCT OFFICIAL BUSINESS	22	1.91%
OPEN CONTAINER	2	0.17%



OFFENSE - Page 3


PERCENT

PARTICIPATING CRIMINAL GANG	0	0.00%
PASS BAD CHECKS	0	0.00%
PERJURY	0	0.00%
POSSESSION CONTROLLED SUBSTANCE	0	0.00%
POSSESSION CRIMINAL TOOLS	7	0.61%
POSSESSION DRUGS	14	1.22%
POSSESSION DRUG ABUSE INSTRUMENT	0	0.00%
POSSESSION MARIJUANA	39	3.39%
POSSESSION WEAPON SCHOOL ZONE	0	0.00%
PROHIBITIONS	75	6.52%
PUBLIC INDECENCY	2	0.17%
RAPE	7	0.61%
RECEIVING STOLEN PROPERTY	26	2.26%
RECKLESS HOMICIDE	1	0.09%
RESISTING ARREST	6	0.52%
ROBBERY	4	0.35%
SAFECRACKING	0	0.00%
SEXUAL BATTERY	1	0.09%
SEXUAL IMPOSITION	4	0.35%
TAMPERING WITH EVIDENCE	0	0.00%
TAMPERING WITH RECORDS	0	0.00%
TELECOMMUNICATION HARASSMENT	3	0.26%
TELECOMMUNICATION FRAUD	0	0.00%
THEFT	61	5.30%
THEFT OF CREDIT CARD	1	0.09%
THEFT OF A FIREARM	2	0.17%
THEFT OF A MOTOR VEHICLE	1	0.09%
TOBACCO	0	0.00%
TRUANCY	240	20.85%
UNAUTHORIZED USE COMPUTER PROPERTY	0	0.00%
UNAUTHORIZED USE MOTOR VEHICLE	7	0.61%
UNAUTHORIZED USE PROPERTY	0	0.00%
UNLAWFUL NOISE	1	0.09%
UNLAWFUL OPERATION WATERCRAFT	0	0.00%
UNLAWFUL RESTRAINT	0	0.00%
UNRULY	75	6.52%
VANDALISM	12	1.04%
VEHICULAR ASSAULT	2	0.17%
VEHICULAR MANSLAUGHTER	0	0.00%
VEHICULAR VANDALISM	0	0.00%
VIOLATION OF COURT ORDER	79	6.86%
VOYEURISM	0	0.00%
WEAPONS PROHIBITED SCHOOL PROPERTY	0	0.00%
WEAPONS UNDER DISABILITY	0	0.00%

TOTAL **1151** **100.00%**

OFFENSES

0 75 150 225



**2014 PORTAGE COUNTY JUVENILE COURT
DEPARTMENT OF YOUTH REHABILITATION
DEPARTMENT STATISTICAL DATA**

DEPARTMENT OF YOUTH REHABILITATION

DEPARTMENT STATISTICAL DATA

2014

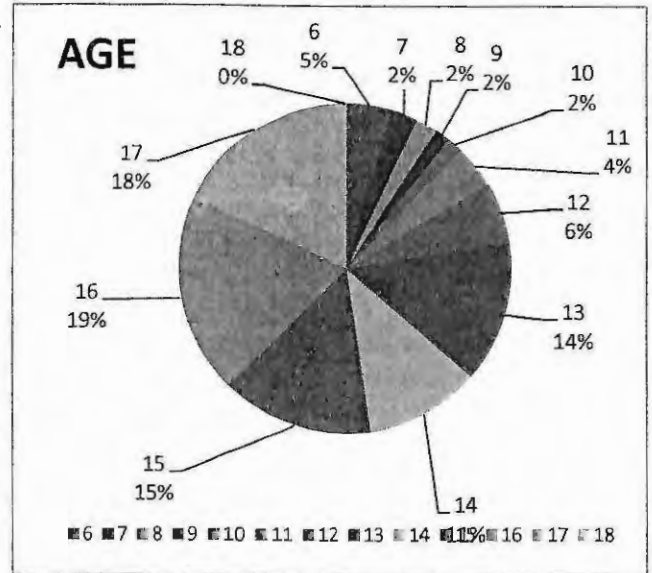
1. Diversion Services
2. Community Service
3. Restitution
4. Psychological and Substance Abuse Services
5. Electronic Monitoring
6. Probation Services

DIVERSION SERVICES PROGRAM

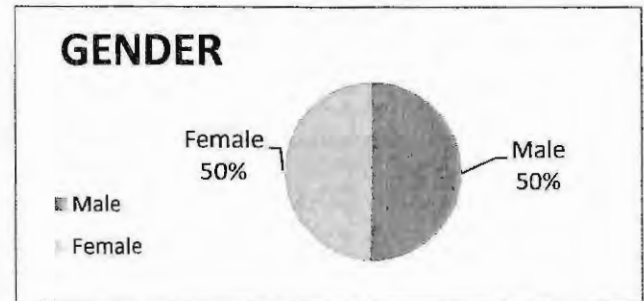
The Department of Diversion Services provides the Court with an alternative, informal sanction in the non-judicial processing of unruly, minor delinquencies and/or school referral, while at the same time holding youth accountable for their actions. Participants in the program are frequently referred to community resources to address their individual needs.

2014 DIVERSION SERVICES ANNUAL REPORT

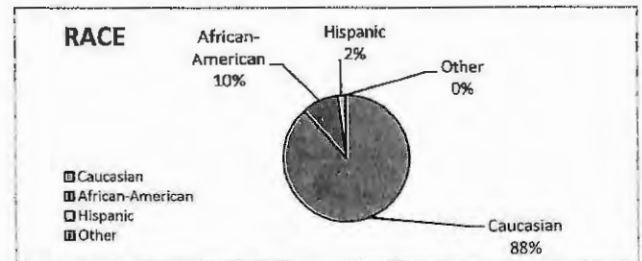
AGE	TOTAL PERCENT	
6	15	4.59%
7	8	2.45%
8	7	2.14%
9	5	1.53%
10	5	1.53%
11	14	4.28%
12	20	6.12%
13	45	13.76%
14	37	11.31%
15	48	14.68%
16	63	19.27%
17	60	18.35%
18	0	0.00%
TOTAL	327	100%



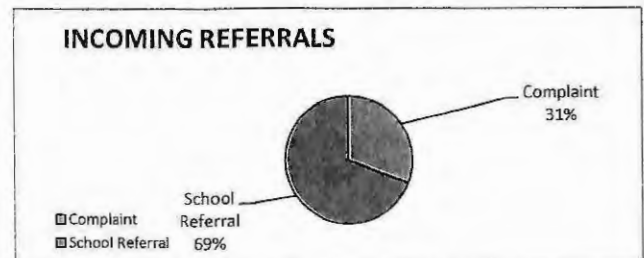
GENDER	TOTAL PERCENT	
Male	165	50.46%
Female	162	49.54%
TOTAL	327	100%



RACE	TOTAL PERCENT	
Caucasian	289	88.38%
African-American	31	9.48%
Hispanic	6	1.83%
Other	1	0.31%
TOTAL	327	100%



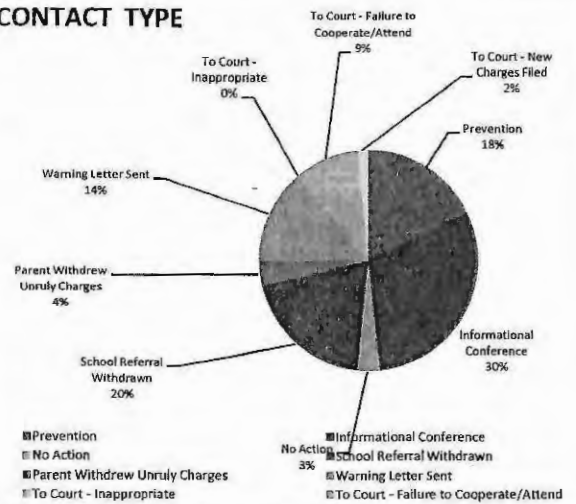
INCOMING REFERRALS	TOTAL PERCENT	
Complaint	101	30.89%
School Referral	226	69.11%
TOTAL	327	100%



2014 DIVERSION SERVICES ANNUAL REPORT


CONTACT TYPE	TOTAL PERCENT	
Prevention	59	18.04%
Informational Conference	99	30.28%
No Action	11	3.36%
School Referral Withdrawn	64	19.57%
Parent Withdrew Unruly Charges	12	3.67%
Warning Letter Sent	46	14.07%
To Court - Inappropriate	0	0.00%
To Court - Failure to Cooperate/Attend	31	9.48%
To Court - New Charges Filed	5	1.53%
TOTAL	327	100%

CONTACT TYPE



PORTAGE COUNTY AGENCY REFERRALS	TOTAL PERCENT	
Walk-Ins	0	0.00%
From Court	0	0.00%
Aurora Police	7	6.93%
Brady Lake Police	0	0.00%
Brimfield Police	0	0.00%
Dept. Natural Resources	0	0.00%
Dept. Public Safety	0	0.00%
Division of Wildlife	0	0.00%
Garrettsville Police	0	0.00%
Hiram Police	0	0.00%
Kent Police	9	8.91%
KSU Police	0	0.00%
Mantua Police	3	2.97%
Mogadore Police	2	1.98%
Nelson Ledges	0	0.00%
Ohio Dept. Natural Resources	0	0.00%
Ohio State Patrol	0	0.00%
Portage County Sheriff's Office	37	36.63%
Ravenna Police	16	15.84%
Streetsboro Police	25	24.75%
Task Force	0	0.00%
Windham Police	2	1.98%
TOTAL	101	100%

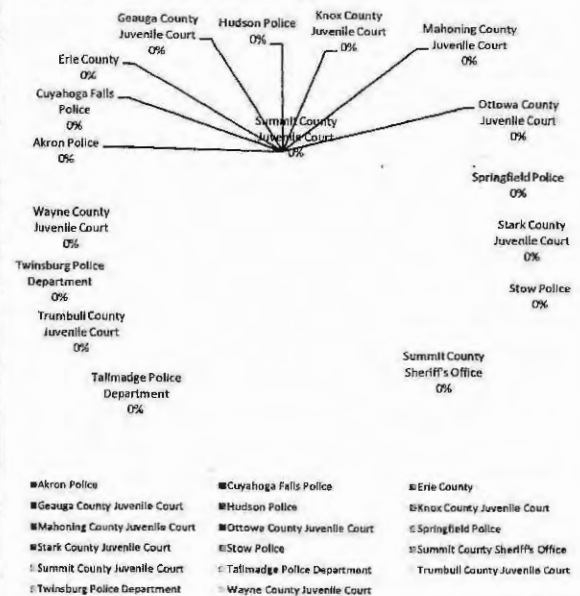
PORTAGE COUNTY AGENCY REFERRALS



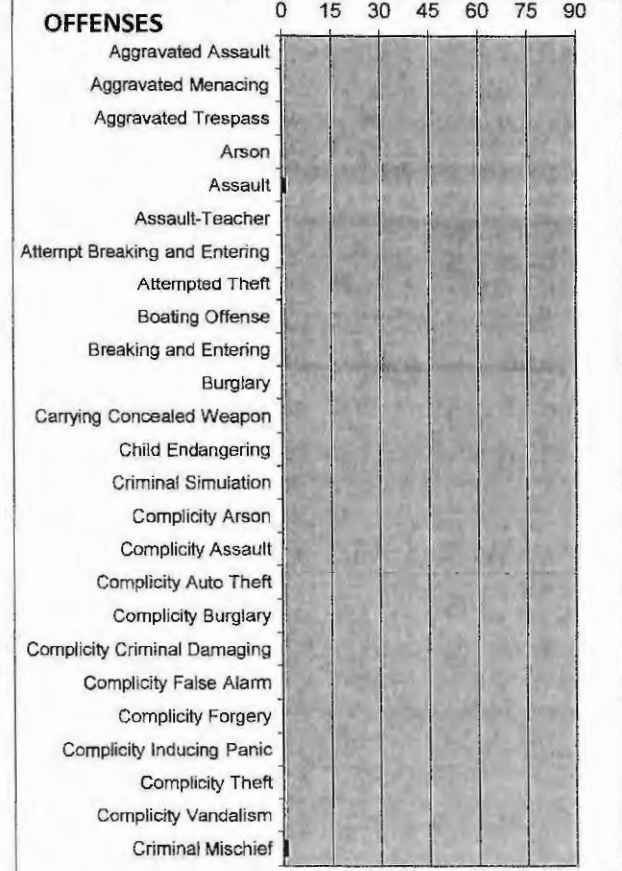
2014 DIVERSION SERVICES ANNUAL REPORT

OUT OF COUNTY REFERRALS	TOTAL	PERCENT
Akron Police	0	0.00%
Cuyahoga Falls Police	0	0.00%
Erie County	0	0.00%
Geauga County Juvenile Court	0	0.00%
Hudson Police	0	0.00%
Knox County Juvenile Court	0	0.00%
Mahoning County Juvenile Court	0	0.00%
Ottawa County Juvenile Court	0	0.00%
Springfield Police	0	0.00%
Stark County Juvenile Court	0	0.00%
Stow Police	0	0.00%
Summit County Sheriff's Office	0	0.00%
Summit County Juvenile Court	0	0.00%
Tallmadge Police Department	0	0.00%
Trumbull County Juvenile Court	0	0.00%
Twinsburg Police Department	0	0.00%
Wayne County Juvenile Court	0	0.00%
TOTAL	0	0%

OUT OF COUNTY REFERRALS

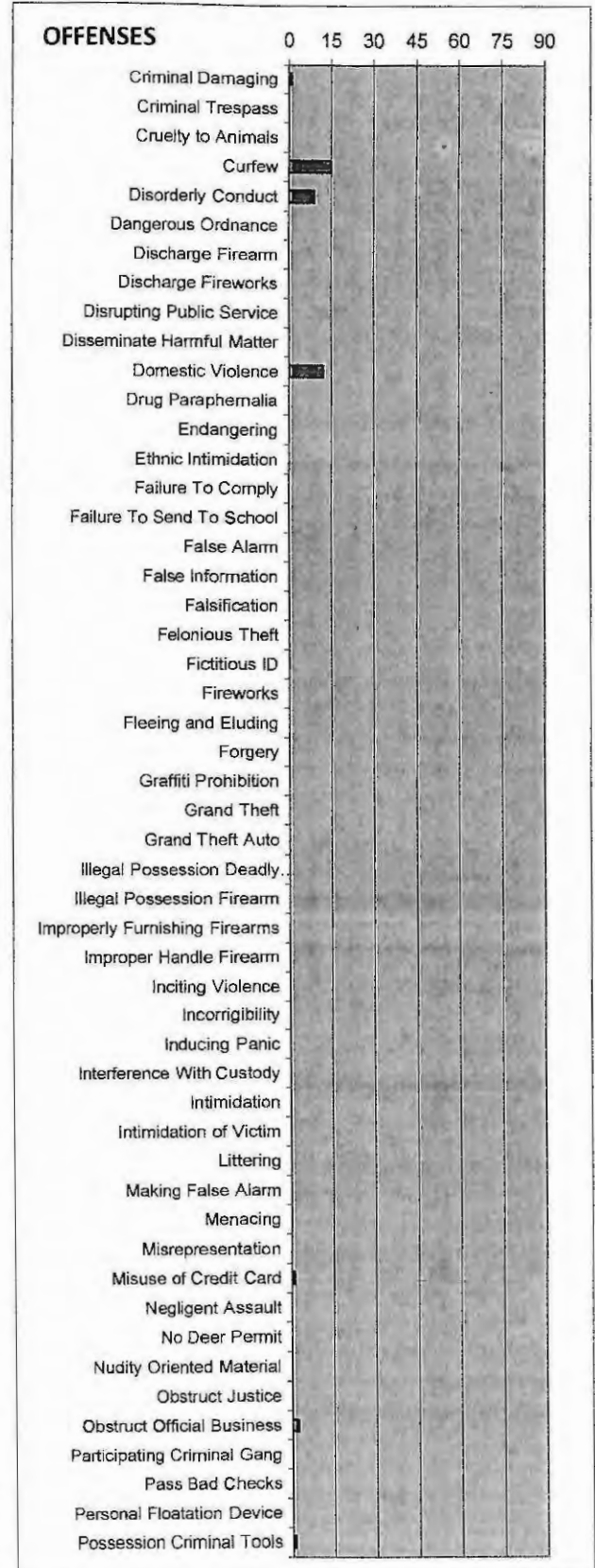


OFFENSE - TOTAL COUNT COMPLAINTS	TOTAL	PERCENT
Aggravated Assault	0	0.00%
Aggravated Menacing	0	0.00%
Aggravated Trespass	0	0.00%
Arson	0	0.00%
Assault	1	0.99%
Assault-Teacher	0	0.00%
Attempt Breaking and Entering	0	0.00%
Attempted Theft	0	0.00%
Boating Offense	0	0.00%
Breaking and Entering	0	0.00%
Burglary	0	0.00%
Carrying Concealed Weapon	0	0.00%
Child Endangering	0	0.00%
Criminal Simulation	0	0.00%
Complicity Arson	0	0.00%
Complicity Assault	0	0.00%
Complicity Auto Theft	0	0.00%
Complicity Burglary	0	0.00%
Complicity Criminal Damaging	0	0.00%
Complicity False Alarm	0	0.00%
Complicity Forgery	0	0.00%
Complicity Inducing Panic	0	0.00%
Complicity Theft	0	0.00%
Complicity Vandalism	0	0.00%
Criminal Mischief	1	0.99%



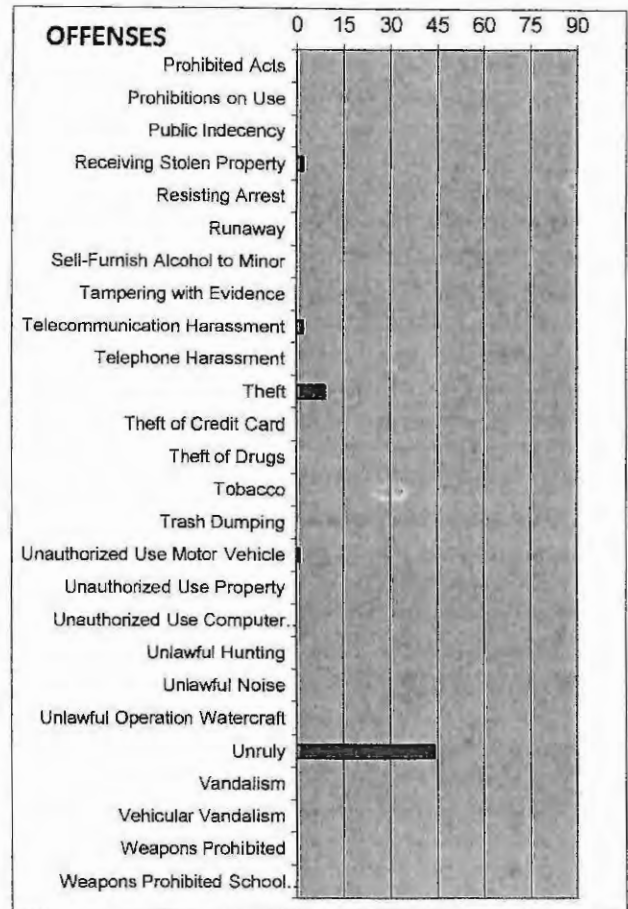
2014 DIVERSION SERVICES ANNUAL REPORT

OFFENSE - TOTAL COUNT COMPLAINTS	TOTAL	PERCENT
Criminal Damaging	1	0.99%
Criminal Trespass	0	0.00%
Cruelty to Animals	0	0.00%
Curfew	15	14.85%
Disorderly Conduct	9	8.91%
Dangerous Ordnance	0	0.00%
Discharge Firearm	0	0.00%
Discharge Fireworks	0	0.00%
Disrupting Public Service	0	0.00%
Disseminate Harmful Matter	0	0.00%
Domestic Violence	12	11.88%
Drug Paraphernalia	0	0.00%
Endangering	0	0.00%
Ethnic Intimidation	0	0.00%
Failure To Comply	0	0.00%
Failure To Send To School	0	0.00%
False Alarm	0	0.00%
False Information	0	0.00%
Falsification	0	0.00%
Felonious Theft	0	0.00%
Fictitious ID	0	0.00%
Fireworks	0	0.00%
Fleeing and Eluding	0	0.00%
Forgery	0	0.00%
Graffiti Prohibition	0	0.00%
Grand Theft	0	0.00%
Grand Theft Auto	0	0.00%
Illegal Possession Deadly Weapon	0	0.00%
Illegal Possession Firearm	0	0.00%
Improperly Furnishing Firearms	0	0.00%
Improper Handle Firearm	0	0.00%
Inciting Violence	0	0.00%
Incorrigibility	0	0.00%
Inducing Panic	0	0.00%
Interference With Custody	0	0.00%
Intimidation	0	0.00%
Intimidation of Victim	0	0.00%
Littering	0	0.00%
Making False Alarm	0	0.00%
Menacing	0	0.00%
Misrepresentation	0	0.00%
Misuse of Credit Card	1	0.99%
Negligent Assault	0	0.00%
No Deer Permit	0	0.00%
Nudity Oriented Material	0	0.00%
Obstruct Justice	0	0.00%
Obstruct Official Business	2	1.98%
Participating Criminal Gang	0	0.00%
Pass Bad Checks	0	0.00%
Personal Floatation Device	0	0.00%
Possession Criminal Tools	1	0.99%




2014 DIVERSION SERVICES ANNUAL REPORT

OFFENSE - TOTAL COUNT COMPLAINTS	TOTAL	PERCENT
Prohibited Acts	0	0.00%
Prohibitions on Use	0	0.00%
Public Indecency	0	0.00%
Receiving Stolen Property	2	1.98%
Resisting Arrest	0	0.00%
Runaway	0	0.00%
Sell-Furnish Alcohol to Minor	0	0.00%
Tampering with Evidence	0	0.00%
Telecommunication Harassment	2	1.98%
Telephone Harassment	0	0.00%
Theft	9	8.91%
Theft of Credit Card	0	0.00%
Theft of Drugs	0	0.00%
Tobacco	0	0.00%
Trash Dumping	0	0.00%
Unauthorized Use Motor Vehicle	1	0.99%
Unauthorized Use Property	0	0.00%
Unauthorized Use Computer Property	0	0.00%
Unlawful Hunting	0	0.00%
Unlawful Noise	0	0.00%
Unlawful Operation Watercraft	0	0.00%
Unruly	44	43.56%
Vandalism	0	0.00%
Vehicular Vandalism	0	0.00%
Weapons Prohibited	0	0.00%
Weapons Prohibited School Property	0	0.00%
TOTAL	101	100%

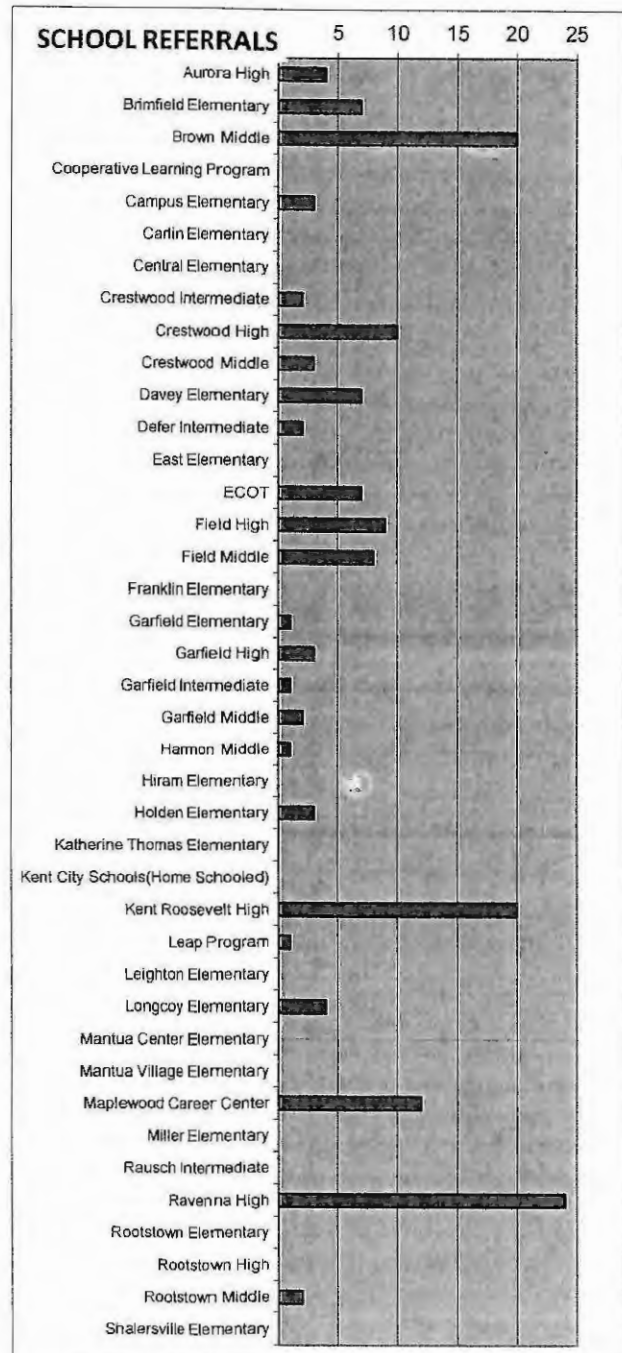


2014 DIVERSION SERVICES ANNUAL REPORT

OFFENSE - SCHOOL REFERRALS	TOTAL PERCENT	
FTS - School	0	0.00%
Truancy	226	100.00%
TOTAL	226	100%




SCHOOL REFERRALS	TOTAL PERCENT	
Aurora High	4	1.77%
Brimfield Elementary	7	3.10%
Brown Middle	20	8.85%
Cooperative Learning Program	0	0.00%
Campus Elementary	3	1.33%
Carlin Elementary	0	0.00%
Central Elementary	0	0.00%
Crestwood Intermediate	2	0.88%
Crestwood High	10	4.42%
Crestwood Middle	3	1.33%
Davey Elementary	7	3.10%
Defer Intermediate	2	0.88%
East Elementary	0	0.00%
ECOT	7	3.10%
Field High	9	3.98%
Field Middle	8	3.54%
Franklin Elementary	0	0.00%
Garfield Elementary	1	0.44%
Garfield High	3	1.33%
Garfield Intermediate	1	0.44%
Garfield Middle	2	0.88%
Harmon Middle	1	0.44%
Hiram Elementary	0	0.00%
Holden Elementary	3	1.33%
Katherine Thomas Elementary	0	0.00%
Kent City Schools(Home Schooled)	0	0.00%
Kent Roosevelt High	20	8.85%
Leap Program	1	0.44%
Leighton Elementary	0	0.00%
Longcoy Elementary	4	1.77%
Mantua Center Elementary	0	0.00%
Mantua Village Elementary	0	0.00%
Maplewood Career Center	12	5.31%
Miller Elementary	0	0.00%
Rausch Intermediate	0	0.00%
Ravenna High	24	10.62%
Rootstown Elementary	0	0.00%
Rootstown High	0	0.00%
Rootstown Middle	2	0.88%
Shalersville Elementary	0	0.00%



2014 DIVERSION SERVICES ANNUAL REPORT**SCHOOL REFERRALS** **TOTAL PERCENT**

Southeast Elementary	0	0.00%
Southeast High	5	2.21%
Southeast Intermediate	0	0.00%
Southeast Middle	10	4.42%
Southeast Primary	3	1.33%
Stanton Middle	6	2.65%
Streetsboro High	12	5.31%
Streetsboro Middle	2	0.88%
Suffield Elementary	1	0.44%
Tappan Elementary	0	0.00%
Waterloo Elementary	1	0.44%
Wait Elementary	2	0.88%
Walls Elementary	4	1.77%
Waterloo High	3	1.33%
Waterloo Middle	2	0.88%
Waterloo Primary	0	0.00%
West Main Elementary	5	2.21%
West Park Elementary	1	0.44%
Willyard Elementary	3	1.33%
Windham High	9	3.98%
Windham Jr. High	1	0.44%

TOTAL	226	100%
--------------	------------	-------------



2014 PORTAGE COUNTY JUVENILE COURT
COMMUNITY SERVICE DEPARTMENT

Community Service Department

Community Service

The Community Service Program provides the judiciary a dispositional alternative for adjudicated youth.

Program participants are placed with various non-profit agencies to perform 20 to 80 hours of Community Service. Youth are monitored by on-site supervisors and the Community Service Coordinator. The Community Service Coordinator conducts on-site, telephone, and home contacts to monitor the youth.

Number of youth carried over from (2013)...8

Number of youth ordered to program.... 55

Number of youth that completed program... 50

Community Service Program

The Community Service Program statistics from January 1, 2014 Through December 31, 2014 are as follows:

		Percentage
Total Youth Placed in Program	55	87%
Carry Overs from Previous Year	8	13%
Total Youth in Program	63	100%
Male	35	64%
Female	20	36%
Non-Minority	42	76%
Minority	13	24%

Age of Program Participants

Age	Total	Percentage
11	0	0%
12	0	0%
13	2	4%
14	7	13%
15	14	25%
16	16	29%
17	15	27%
18	1	2%
19	0	0%

A total of 495 contacts were made with the 55 youth in the Community Service Program. A total of 1,312 hours were completed by the youth in the Community Service Program.

**2014 PORTAGE COUNTY JUVENILE COURT
RESTITUTION PROGRAM**

Restitution Department

The Restitution Program provides for the financial reimbursement to victims of delinquent acts. Once the Court makes an order of restitution, the child and their parent/guardian sign a payment contract and must make monthly payments to their victims(s).

Restitution Program

The Restitution Program statistics from January 1, 2014 through December 31, 2014 are as follows:

		Percentage
Total Youth Placed in Program	18	44%
Carry Overs from Previous Years	23	56%
Total Youth in Program	41	100%
Male	16	89%
Female	2	11%
Non-Minority	17	94%
Minority	1	6%
The following statistics include carry over cases		
Successfully Completed Program	12	29%
Uncompleted at time of Report	27	66%
Unsuccessfully Completed Program	2	5%

Age of Program Participants

Age	Total	Percentage
11	1	6%
12	0	0%
13	4	22%
14	3	17%
15	2	11%
16	7	39%
17	1	6%
18	0	0%
19	0	0%

A total of 323 contacts were made with the 41 youth in the Restitution Program.

Total Restitution Ordered: \$15,713.76

Total Restitution Collected: \$10,223.42

2014 PORTAGE COUNTY JUVENILE COURT

**PSYCHOLOGICAL
AND
SUBSTANCE ABUSE SERVICES**

Psychological and Substance Abuse Services

PSYCHOLOGICAL AND SUBSTANCE ABUSE SERVICES MISSION STATEMENT

The role of Psychological and Substance Abuse Services is to provide the Courts and Detention Center professional clinical and assessment services as a part of the overall rehabilitative effort. To assist in rendering appropriate dispositions that take into consideration the individual needs, characteristics and circumstances of the children in question, the Court orders evaluations to aid in generating case recommendations. It is hoped that by earlier identification of potentially serious offenders, the community can be more effectively protected, while at the same time, by more clearly delineating issues to be addressed as part of a rehabilitative program, more children can be effectively served resulting in less recidivism.

GENERAL SERVICE DESCRIPTION

Psychological and Substance Abuse Services staff conduct evaluations for the Court to assist in generating recommendations for case dispositions. Additional services provided include diagnostic assessments, substance abuse assessments, mental health screening, short term counseling with detained children, consultative services, treatment planning and referral, psychological screening of applicants for employment, and conducting in-service training programs.

PSYCHOLOGICAL ASSESSMENTS 2014

In 2014, thirty three (33) children were referred to Psychological Services for evaluation. The assessment process includes parent and child interviews, psychological testing and preparation of a written report. Reports will vary in nature depending on the reason(s) for conducting the assessment and the issues that need to be addressed. The following represents the types of psychological evaluations conducted in 2014.

<i>Type of Evaluation</i>	<i>Total</i>
Department of Youth Services Evaluations	3
Department of Youth Services Evaluations and Sexual Offender Risk Assessments	1
Psychological Evaluations	8
Psychological Evaluations and Sexual Offender Risk Assessments	2
Recommendation for Disposition Reports	6
Training Treatment and Evaluation Reports	7
Geauga County Evaluations	4
Rule 30 Evaluations	1
Competency Evaluations	1
Total Reports	33

All children admitted to the Portage/Geauga Detention Center are also screened at the point of intake by Detention Center staff in an effort to identify high risk residents. In addition to direct inquiry into areas related to risk to self and/or others, each child completes a structured questionnaire designed to obtain specific information regarding potential areas of risk. Subsequent to the child's intake and admission all residents (with the exception of weekenders and those released immediately following a preliminary hearing) are interviewed by a qualified mental health professional and a mental status examination is completed. Residents held in detention on a post adjudicatory status are also administered an academic achievement test and often an objective psychodiagnostic personality inventory to further assess for various areas of potential concern, psychological disturbance and/or other rehabilitative needs. Psychological Services staff review all intake and/or assessment materials generated on each resident as part of a coordinated effort to appropriately respond to resident needs/concerns during their period of detention. In 2014, intake reports and assessment materials were reviewed on one hundred and eighty eight (188) new or repeat admissions to the Portage/Geauga Detention Center.

Psychological Services staff are also available to Detention Center staff and residents upon request to provide direct clinical counseling, assessment, and consultative services. In 2014, in addition to reviewing resident intake and assessment materials, Psychological Services staff provided direct clinical counseling/crisis services on an as needed basis to sixty three (63) new and/or repeat residents. The following table provides statistics regarding child assessments and general clinical services provided to residents during 2014 broken down by county.

	FORMAL EVALUATIONS	CLINICAL COUNSELING AND ASSESSMENT SERVICES	RESIDENT INTAKE AND ASSESSMENT REPORT REVIEWS	TOTAL
PORTAGE COUNTY	29	46	129	204
GEAUGA COUNTY	4	17	59	80
TOTAL	33	63	188	284

TREATMENT PLANNING, COORDINATION AND REFERRAL TO LOCAL COUNSELING AGENCIES

In addition to Psychological Services' primary role of conducting assessments and providing clinical counseling and consultative services to the Courts and Detention Center, it frequently acts in a coordinating capacity with other involved agencies. In keeping with the Juvenile Court's goal of minimizing a child's involvement in the legal system, efforts are directed toward providing for the child's rehabilitative needs by utilizing services offered by local child care agencies. Psychological Services staff participate in regularly scheduled in-house staff meetings for case planning, as well as attend bi-monthly and monthly clinical team meetings to assist in formulating rehabilitative service plans with other involved agencies.

When specific recommendations for treatment are made a part of a case disposition or terms of a child's probation, Psychological Services often assists in initiating the referral process, monitoring and/or tracking progress in treatment, and maintaining appropriate contact with local service providers. The following represents the number of children referred for out-patient treatment services monitored and/or tracked by Psychological Services.

New Referrals for 2014	89
Carryovers from 2013.....	78
TOTAL	167

RESIDENTIAL PLACEMENTS AND IN-PATIENT FACILITIES UTILIZED IN 2014

When Court involved children exhibit more serious treatment needs it is sometimes necessary to secure their placement in intensive residential or in-patient treatment programs. The following table provides information regarding the number of children so served and the facilities utilized.

	NEW REFERRALS IN 2014	CARRYOVERS FROM 2013
BELLEFAIRE	1	0
FOUNDATIONS FOR LIVING	0	1
SAFEHOUSE	4	0
TRI STATE ACADEMY	0	4
VILLAGE NETWORK (FOSTER CARE)	2	0
VILLAGE NETWORK (PORTAGE LAKES)	2	1
VILLAGE NETWORK (SMITHVILLE)	2	4
SUBTOTALS	11	10
TOTAL NUMBER OF CHILDREN REFERRED AND/OR MONITORED		
21		

These numbers only reflect those children involved with or referred to Psychological Services for assessment and/or treatment planning/monitoring/tracking who have had official involvement with the Court, as well as children on probation placed in therapeutic foster care under the auspices of the Portage County Department of Job and Family Services.

SUBSTANCE ABUSE ASSESSMENTS 2014

The Court's Substance Abuse Services processed one hundred and thirty two (132) referrals for chemical dependency assessments during 2014. Seventy five (75) youths were referred for individual chemical dependency counseling and there were an additional three (3) referrals for intensive outpatient treatment. Three (3) youths were identified as in need of inpatient/residential chemical dependency treatment at the point of assessment and an additional eight (8) youths previously assessed for substance abuse issues were unsuccessful at lower levels of care and ultimately required placement in inpatient/residential treatment programs. Those youth are not reflected in the statistical table below nor are those who were required to complete insight/educational projects prior to case closing.

The following table is a break down, based on referral source, of the total number of assessments conducted, followed by the initial treatment recommendations generated for the different levels of care, and finally some biographical information regarding the children assessed.

2014

	Jan	Feb	Mar	Apr	May	Jun	Jul	Aug	Sept	Oct	Nov	Dec	Total
Assessments:													
Court Ordered	13	4	4	4	6	4	5	9	4	9	9	12	83
Complaints	2	8	4	0	0	2	7	4	2	2	1	4	36
Diversion Request	0	0	1	0	0	0	0	0	0	0	0	0	1
Probation Request	1	3	1	0	0	1	0	4	0	0	0	2	12
TOTAL	16	15	10	4	6	7	12	17	6	11	10	18	132
Referrals:													
Residential									2			1	3
Intensive Outpatient	1					2							3
Individual Substance Abuse Counseling	6	8	7	3	5	5	7	9	4	5	4	12	75
Insight/Education	1												1
TOTAL	8	8	7	3	5	7	7	9	6	5	4	13	82
Age													
13							1				1		2
14	1	3			1		1				1	1	8
15	5	5					4	4	3	1	1		23
16	3	2	4	3	3	5		8	1	5	4	10	48
17	7	4	4	1	1	2	4	5	2	5	3	7	45
18		1	2		1		2						6
TOTAL	16	15	10	4	6	7	12	17	6	11	10	18	132

	Jan	Feb	Mar	Apr	May	Jun	Jul	Aug	Sept	Oct	Nov	Dec	Total
Race													
White	16	11	9	4	6	7	10	15	6	9	8	15	116
Black		2	1				2	1		1	2		9
Hispanic		2								1			3
Bi-Racial- Other								1				3	4
TOTAL	16	15	10	4	6	7	12	17	6	11	10	18	132
Gender													
Male	8	7	5	3	3	5	7	10	4	7	8	12	79
Female	8	8	5	1	3	2	5	7	2	4	2	6	53
TOTAL	16	15	10	4	6	7	12	17	6	11	10	18	132

**2014 PORTAGE COUNTY JUVENILE COURT
ELECTRONIC MONITORING PROGRAM**

ELECTRONIC MONITORING

ALTERNATIVE TO DETENTION

The Alternative to Detention Program provides a dispositional alternative to secure detention for youth adjudicated of Misdemeanor or Felony level offenses. The program also serves as an alternative to youth being detained prior to adjudication.

Program participants are constantly monitored via electronic, telephone and personal contacts. Youth are permitted to leave their home only for educational, medical, occupational and spiritual purposes.

Number of Youth Ordered to Program.....	53
Number of Youth Successfully Completed.....	51
Number of Youth Unsuccessfully Completed.....	2
Number of Youth Carried Over Into 2015.....	4
Other.....	0

ALTERNATIVE TO DETENTION PROGRAM

The Alternative to Detention statistics from January 1, 2014 through December 31, 2014 are as follows:

		PERCENTAGE
TOTAL YOUTH PLACED IN PROGRAM	53	100.00%
MALE	34	64.15%
FEMALE	19	35.85%
CAUCASIAN	45	84.91%
AFRICAN-AMERICAN	8	15.09%
HISPANIC	0	0.00%
SUCCESSFULLY COMPLETED PROGRAM	51	89.47%
UNCOMPLETED AT TIME OF REPORT	4	7.02%
UNSUCCESSFULLY COMPLETED PROGRAM	2	3.51%
OTHER*	0	0.00%

* Removed from program for reasons not related to behavior.

Age of Program Participants

<u>AGE</u>	<u>TOTAL</u>	<u>PERCENTAGE</u>
11	1	1.89%
12	4	7.55%
13	6	11.32%
14	4	7.55%
15	8	15.09%
16	9	16.98%
17	16	30.19%
18	5	9.43%

Average age of youth placed into the program was 15.45 years. Total of 620 contacts were made with the 53 youth placed in the Alternative to Detention Program.

2014 PORTAGE COUNTY JUVENILE COURT

**PROBATION DEPARTMENT
AND
INTENSIVE PROBATION DEPARTMENT**

Department of Probation Services

The Department of Probation Services consists of two divisions: Intensive Probation and Regular Probation. The staff is responsible for supervising youth and enforcing probation terms. This consists of conducting home, school, and office visits. Both divisions assist youth in meeting treatment needs through the coordination and monitoring of treatment plans.

The Department of Probation Services conducted four (4) Ohio Department of Youth Services evaluations for the Judiciary. A total of two (2) youths were committed to the Ohio Department of Youth Services in the calendar year. One (1) youth was committed to a Community Corrections Facility. The Probation staff administered five hundred and seventy-eight (578) drug screens. Twelve percent (12%) of those screens were positive for at least one drug. Eighty-five percent (85%) of positive drug screens were for marijuana. The remaining positive screens were comprised of cocaine, methamphetamines, amphetamines, opiates, and benzodiazepines. Further seventy-one (71) notices of alleged probation violations were filed. Sixty-three percent (63%) of those notices were drug related.

Of all youth on Probation at the end of 2014, ninety-six percent (96%) were enrolled in school, graduated, obtained a General Equivalency Diploma, or were participating in an alternative educational program. Regular Probation had a rate of ninety-nine percent (99%), while Intensive Probation had a rate of ninety percent (90%). Further, at the end of 2014, youth on Probation who were referred, currently involved, or completed counseling services for mental health and/or substance abuse was ninety-one percent (91%). Regular Probation had a rate of ninety-two percent (92%), while Intensive Probation had a rate of ninety percent (90%).

The Department of Probation Services utilizes a risk assessment tool and written formal case plans. These plans discuss the goals of probation and how the youth will meet those goals. Officers review the case plans with the youth and parent(s) and all parties sign the plan.

The Probation staff is trained in Effective Practices in Community Supervision (EPICS). This is an evidence based program designed to reduce recidivism by addressing the criminal thought behaviors and criminogenic needs of higher-risk offenders.

Regular Probation 2014

The Regular Probation Department is a less structured level of supervision than Intensive Probation. Youth in this program meet weekly with Probation Officers for the first month of supervision. Staff has the discretion of gradually stepping down the level of supervision dependant upon a child's behavior and progress. Youth in this program have been adjudicated on felony, misdemeanor and unruly offenses.

New Cases Received	99
Release from Probation	94
End of Year Caseload(includes carryover)	81

New Cases Received	99	100%
Releases	94	100%
Admission Unruly	3	3%
Admission Misdemeanor	85	86%
Admission Felony	11	11%
Males	67	68%
Females	32	32%
Caucasian	84	85%
African American	15	15%
Pre-Disp. Investigations	0	
Dept. of Youth Sev. Evals	0	

Contacts – 2014

Home	811
School	1309
Office	1862
Other/Phone	2782
Total	6764

Intensive Probation 2014

The Intensive Probation Department is the highest level of supervision for an offender. Probation Officers provide a highly structured system of supervision ranging from four (4) contacts per week to a minimum of one (1) contact per week. Youth in this program are typically felony or chronic offenders at risk of being committed to the Ohio Department of Youth Services.

New Cases Received	27
Release from Probation	25
End of Year Caseload(includes carryover)	29

New Cases Received	27	100%
Releases	25	100%
Admission Unruly	0	0%
Admission Misdemeanor	2	7%
Admission Felony	25	93%
Males	24	89%
Females	3	11%
Caucasian	21	78%
African American	6	22%
Pre-Disp. Investigations	0	
Dept. of Youth Sev. Evals	4	

Contacts – 2014

Home	544
School	411
Office	717
Other/Phone	1727
Total	3399

**2014 PORTAGE COUNTY – GEAUGA COUNTY
JUVENILE DETENTION FACILITY**

PORTAGE-GEAUGA COUNTY JUVENILE DETENTION CENTER

Page 61

Thomas J. Rehnert, Superintendent
Brandon M. Winarchick, Administrative Officer

Gregory C. Lomax, Detention Supervisor
Richard A. Jackson, Detention Supervisor

STATISTICS

I. DETENTION POPULATION : FY: 2014

II.

A. DETENTION POPULATION BY ADMISSIONS:

	ADMISSION		TOTAL 2014 ADMISSION	CARRYOVER		TOTAL 2013 CARRYOVER	TOTAL POPULATION	% OF TOTAL POPULATION
	PTGE	GEA		PTGE	GEA			
MALES	125	111	236	9	4	13	249	65.9%
FEMALES	59	67	126	3	0	3	129	34.1%
UNKNOWNNS	0	0	0	0	0	0	0	0.0%
TOTAL	184	178	362	12	4	16	378	100.0%

B. AGE / AVERAGE: NEW ADMISSION

I. MALES

16.59

FEMALES

16.07

UNKNOWN

0.00

COMBINED

16.41

AGE	MALES		TOTAL MALES	FEMALES		TOTAL FEMALES	UNKNOWNNS		TOTAL UNKNOWNNS	TOTAL
	PTGE	GEA		PTGE	GEA		PTGE	GEA		
10	0	0	0	0	0	0	0	0	0	0
11	1	0	1	0	1	1	0	0	0	2
12	0	0	0	0	1	1	0	0	0	1
13	7	3	10	2	1	3	0	0	0	13
14	10	4	14	8	5	13	0	0	0	27
15	32	19	51	11	25	36	0	0	0	87
16	29	29	58	23	24	47	0	0	0	105
17	45	40	85	15	8	23	0	0	0	108
18	1	16	17	0	2	2	0	0	0	19
NO AGE	0	0	0	0	0	0	0	0	0	0
OVER 18	0	0	0	0	0	0	0	0	0	0
UNDER 10	0	0	0	0	0	0	0	0	0	0
TOTALS	125	111	236	59	67	126	0	0	0	362

8000 Infirmary Road, Ravenna, Ohio 44266-9432
(330) 297-5233 FAX (330) 297-1533
e-mail address: pgdetctr@portageco.com

STATISTICS

C. RACE: NEW ADMISSION

RACE	GEAUGA		GEAUGA TOTAL	GEAUGA % POP	PORTAGE		PORTAGE TOTAL	PORTAGE % POP	TOTAL POP. BY RACE	% TOTAL POP.
	M	F			M	F				
CAUCASIAN	103	53	156	43.1%	96	43	139	38.4%	295	81.5%
AFRICAN AMERICAN	3	7	10	2.8%	26	11	37	10.2%	47	13.0%
ASIAN	0	5	5	1.4%	0	0	0	0.0%	5	1.4%
HISPANIC	0	2	2	0.6%	0	0	0	0.0%	2	0.6%
AMERICAN INDIAN	0	0	0	0.0%	0	0	0	0.0%	0	0.0%
BI-RACIAL	5	0	5	1.4%	3	5	8	2.2%	13	3.6%
PACIFIC ISLANDER	0	0	0	0.0%	0	0	0	0.0%	0	0.0%
OTHER	0	0	0	0.0%	0	0	0	0.0%	0	0.0%
UNKNOWN RACE	0	0	0	0.0%	0	0	0	0.0%	0	0.0%
UNKNOWN	0	0	0	0.0%	0	0	0	0.0%	0	0.0%
TOTAL	111	67	178	49.2%	125	59	184	50.8%	362	100.0 %

D. PORTAGE COUNTY JURISDICTION

	Number of Admissions	Portage Population	% of PTGE Population	Number of Admissions	Total Population	% of Total Population
MALES	125	184	67.93%	125	362	34.53%
FEMALES	59	184	32.07%	59	362	16.30%
UNKNOWNNS	0	184	0.00%	0	362	0.00%
TOTAL	184	184	100%	184	362	50.83%

E. GEAUGA COUNTY JURISDICTION

	Number of Admissions	Geauga Population	% of PTGE Population	Number of Admissions	Total Population	% of Total Population
MALES	111	178	62.36%	111	362	30.66%
FEMALES	67	178	37.64%	67	362	18.51%
UNKNOWNNS	0	178	0.00%	0	362	0.00%
TOTAL	178	178	100%	178	362	49.17%

STATISTICS

III. CUSTODY STATUS

A. PORTAGE COUNTY: NEW ADMISSION

	MALES	FEMALES	UNKNOWN	TOTAL
1. Rel Det Status	0	0	0	0
2. Released	10	10	0	20
3. Detain 1-90	54	23	0	77
4. Weekender	0	0	0	0
5. Detention Hearing	20	18	0	38
6. Joint Commitment	0	0	0	0
7. Pending Disposition Hearing	0	0	0	0
8. 1 - 90 Dys Evaluation	0	0	0	0
9. 1 - 90 X 2 Concurrent	7	0	0	7
10. 1 - 90 X 2 Consecutive	1	0	0	1
11. 1 - 90 Psych Evaluation	1	0	0	1
12. 1 - 90 7 Day Review	0	0	0	0
13. 1 - 90 X 3 Concurrent	0	0	0	0
14. 1 - 90 X 3 Consecutive	0	0	0	0
15. 1 - 90 Susp. 75	0	0	0	0
16. 1 - 90 Susp. 80	2	1	0	3
17. 1 - 90 Susp. 83	1	0	0	1
18. 1 - 90 Susp. 85	2	2	0	4
19. 1 - 90 Susp. 87	15	4	0	19
20. Held Pending Hearing	4	0	0	4
21. Pending Placement	2	0	0	2
22. Pending Adj. Hearing	3	1	0	4
23. Com to DYS	3	0	0	3
24. 1-180	0	0	0	0
25. Unknown	0	0	0	0
26. Total Portage	125	59	0	184

STATISTICS

B. PORTAGE COUNTY: CARRYOVER

	MALES	FEMALES	UNKNOWNNS	TOTAL
1. Rel Det Status	0	0	0	0
2. Released	0	0	0	0
3. Detain 1-90	7	3	0	10
4. Weekender	0	0	0	0
5. Detention Hearing	0	0	0	0
6. Joint Commitment	0	0	0	0
7. Pending Disposition Hearing	1	0	0	1
8. 1 - 90 Dys Evaluation	0	0	0	0
9. 1 - 90 X 2 Concurrent	0	0	0	0
10. 1 - 90 X 2 Consecutive	0	0	0	0
11. 1 - 90 Psych Evaluation	0	0	0	0
12. 1 - 90 7 Day Review	0	0	0	0
13. 1 - 90 X 3 Concurrent	0	0	0	0
14. 1 - 90 X 3 Consecutive	0	0	0	0
15. 1 - 90 Susp. 75	0	0	0	0
16. 1 - 90 Susp. 80	0	0	0	0
17. 1 - 90 Susp. 83	0	0	0	0
18. 1 - 90 Susp. 85	0	0	0	0
19. 1 - 90 Susp. 87	0	0	0	0
20. Held Pending Hearing	0	0	0	0
21. Pending Placement	0	0	0	0
22. Pending Adj. Hearing	0	0	0	0
23. Com to DYS	0	0	0	0
24. 1-180	1	0	0	1
25. Unknown	0	0	0	0
26. Total Portage	9	3	0	12

STATISTICS

C. GEAUGA COUNTY: NEW ADMISSION

	MALES	FEMALES	UNKNOWN	TOTAL
1. Rel Det Status	0	0	0	0
2. Released	0	0	0	0
3. Detain 1-90	12	7	0	19
4. Weekender	58	35	0	93
5. Detention Hearing	8	9	0	17
6. Joint Commitment	0	0	0	0
7. Pending Disposition Hearing	0	2	0	2
8. 1 - 90 Dys Evaluation	0	0	0	0
9. 1 - 90 X 2 Concurrent	0	0	0	0
10. 1 - 90 X 2 Consecutive	6	3	0	9
11. 1 - 90 Psych Evaluation	1	0	0	1
12. 1 - 90 7 Day Review	1	0	0	1
13. 1 - 90 X 3 Concurrent	0	0	0	0
14. 1 - 90 X 3 Consecutive	5	1	0	6
15. 1 - 90 Susp. 75	0	0	0	0
16. 1 - 90 Susp. 80	2	0	0	2
17. 1 - 90 Susp. 83	4	2	0	6
18. 1 - 90 Susp. 85	2	1	0	3
19. 1 - 90 Susp. 87	3	1	0	4
20. Held Pending Hearing	5	4	0	9
21. Pending Placement	1	2	0	3
21. Pending Adj. Hearing	2	0	0	2
22. Com to DYS	0	0	0	0
23. 1-180	1	0	0	1
24. Unknown	0	0	0	0
25. Total Geauga	111	67	0	178

STATISTICS

D. GEAUGA COUNTY: CARRY OVERS

	MALES	FEMALES	UNKNOWN	TOTAL
1. Rel Det Status	0	0	0	0
2. Released	0	0	0	0
3. Detain 1-90	1	0	0	1
4. Weekender	0	0	0	0
5. Detention Hearing	0	0	0	0
6. Joint Commitment	0	0	0	0
7. Pending Disposition Hearing	0	0	0	0
8. 1 - 90 Dys Evaluation	0	0	0	0
9. 1 - 90 X 2 Concurrent	1	0	0	1
10. 1 - 90 X 2 Consecutive	0	0	0	0
11. 1 - 90 Psych Evaluation	0	0	0	0
12. 1 - 90 7 Day Review	0	0	0	0
13. 1 - 90 X 3 Concurrent	0	0	0	0
14. 1 - 90 X 3 Consecutive	2	0	0	6
15. 1 - 90 Susp. 75	0	0	0	0
16. 1 - 90 Susp. 80	0	0	0	0
17. 1 - 90 Susp. 83	0	0	0	0
18. 1 - 90 Susp. 85	0	0	0	0
19. 1 - 90 Susp. 87	0	0	0	0
20. Held Pending Hearing	0	0	0	0
21. Pending Placement	0	0	0	0
22. Pending Adj. Hearing	0	0	0	0
23. Com to DYS	0	0	0	0
24. 1-180	0	0	0	0
25. Unknown	0	0	0	0
26. Total Geauga	4	0	0	4

STATISTICS

IV. DETENTION STATUS

V. DETAINMENT

	MISDEMEANOR	FELONY	UNRULY	UNKNOWN	TOTAL
PORTAGE	131	52	1	0	184
GEAUGA	145	25	8	0	178
TOTAL	276	77	9	0	362

FELONY POPULATION: 21.27%

MISDEMEANOR POPULATION: 76.24%

UNRULY POPULATION: 2.49%

UNKNOWN POPULATION: 0.00%

STATISTICS

OJJDP REPORTING:

Youth Handgun Safety Act:

	2923.21	2923.211	2923.12	2941.141	2941.144	2941.145	2941.146
PORTAGE	0	0	0	0	0	0	0
GEAUGA	0	0	0	0	0	0	0
TOTAL	0	0	0	0	0	0	0

VI. ADMISSIONS WITH PRIOR DETAINMENT

	ADM PRIOR DETAINMENT	TOTAL 2014 DETAINMENT	MALES	FEMALES	UNKNOWN	% OF POPULATION
PORTAGE	74	184	125	59	0	40.22%
GEAUGA	118	178	111	67	0	66.29%
TOTAL	192	362	236	126	0	53.04%

VII. AVERAGES

A. AVERAGE DAILY LENGTH OF STAY

1. PORTAGE COUNTY	25.32
2. GEAUGA COUNTY	11.70
3. AVERAGE: DLS	18.51

B. AVERAGE DAILY POPULATION

1. PORTAGE COUNTY	13.60
2. GEAUGA COUNTY	5.83
3. AVERAGE: D.P.	19.43

C. BILLING DAYS

1. PORTAGE COUNTY	4,963.60 / 7,093.15	69.98%
2. GEAUGA COUNTY	2,129.55 / 7,093.15	30.02%
3. TOTAL	7,093.15 / 7,093.15	100.00%