
PORTAGE COUNTY COMMON PLEAS COURT

PROBATE/JUVENILE DIVISION

2015 ANNUAL REPORT

**THE HONORABLE ROBERT W. BERGER
COMMON PLEAS COURT JUDGE
PROBATE/JUVENILE DIVISION**

TO: VARIOUS DEPARTMENTS/AGENCIES

FROM: ROBERT W. BERGER, JUDGE
COMMON PLEAS COURT
PROBATE/JUVENILE DIVISION

DATE: 29 February 2016

SUBJECT: 2015 ANNUAL REPORT

Following please find a copy of the Portage County Court of Common Pleas, Probate/Juvenile Division's 2015 Annual Report.

Should you have any questions regarding this Report, please feel free to contact me.

PORTAGE COUNTY BOARD OF COMMISSIONERS

Ms. Maureen Frederick
Ms. Vicki A. Kline
Ms. Kathleen Chandler

DIRECTOR OHIO DEPARTMENT OF JOB AND FAMILY SERVICES


Ms. Cynthia C. Dungey

DIRECTOR OHIO DEPARTMENT OF YOUTH SERVICES

Mr. Harvey Reed

In compliance with Section 2151.18 of the Ohio Revised Code, we hereby submit our Annual Report for the Portage County Court of Common Pleas, Probate/Juvenile Division for the year 2015.

Respectfully submitted,



Robert W. Berger
Common Pleas Court Judge
Probate/Juvenile Division
Portage County, Ohio

330-297-0881 Juvenile Court
330-297-3870 Probate Court

TABLE OF CONTENTS

Directory of Personnel/Probate Court.....	Pages 1-2
2015 Probate Court Statistical Report.....	Pages 3-8
2015 Probate Court Fiscal Accounting Report	Pages 9-11
Directory of Personnel/Juvenile Court.....	Pages 12-15
2015 Juvenile Court Statistical Report.....	Pages 16-24
2015 Juvenile Court Fiscal Accounting Report	Pages 25-28
2015 Juvenile Court Department of Youth Rehabilitation Report	Pages 29-36
2015 Juvenile Court Diversion Services Report.....	Pages 37-45
2015 Juvenile Court Community Service Report	Pages 46-47
2015 Juvenile Court Restitution Program Report.....	Pages 48-49
2015 Juvenile Court Psychology Substance Abuse Report	Pages 50-55
2015 Juvenile Court Electronic Monitoring Report.....	Pages 56-59
2015 Juvenile Court Probation Department Report.....	Pages 60-62
2015 Portage/Geauga Juvenile Detention Center Report.....	Pages 63-70

DIRECTORY OF PERSONNEL
PORTAGE COUNTY PROBATE DIVISION
203 WEST MAIN STREET
RAVENNA, OHIO 44266

THE HONORABLE ROBERT W. BERGER, JUDGE

COURT SUPPORT STAFF

Joseph Szymanski	Chief Magistrate
Roxana R. Lyle	Magistrate
Cathy Strobe.....	Court Administrator
Tammy Dolin	Fiscal Administrator
Norma Thomas.....	Court Assessor/ Court Investigator
Elizabeth Kehres	Court Reporter

PROBATE DEPUTY CLERKS

Cathy Strope.....	Chief Deputy Clerk
Mariellen Timmer	Assistant Chief Deputy Clerk

PROBATE DIRECTORY OF PERSONNEL CONT'D


Brenda Slone	Deputy Clerk
Renee DiCarro	Deputy Clerk
Pam McHugh	Deputy Clerk/ Bookkeeper
Teresa Ohl	Deputy Clerk
Tami Jones	Deputy Clerk
Melinda Gould	Deputy Clerk
Terry Conrad	Deputy Clerk
Michelle Zuponcic	Receptionist/ Assignment Deputy Clerk

BAILIFFS

Scott Wolverton
Paul Fisher
Jordan Jones

**2015 PORTAGE COUNTY PROBATE COURT
STATISTICS**

PORTAGE COUNTY PROBATE COURT
THOMAS J. CARNES, JUDGE (1-1-15 THRU 2-8-15)
ROBERT W. BERGER, JUDGE (2-9-15 THRU 12-31-15)



2015 ANNUAL REPORT

ESTATES:

<u>Full Administration</u>	Pending end of 2014	631
	Opened during 2015	393
	Closed during 2015	363
	Pending end of 2015	661
<u>Ancillary Estate</u>	Pending end of 2014	3
	Opened during 2015	1
	Closed during 2015	1
	Pending end of 2015	3
<u>Exemplified Estates</u>	Pending end of 2014	0
	Opened during 2015	4
	Closed during 2015	4
	Pending end of 2015	0
<u>Probate Will And/Or Tax Only</u>	Pending end of 2014	4
	Opened during 2015	13
	Closed during 2015	11
	Pending end of 2015	6
<u>Release from Administration</u>	Pending end of 2014	46
	Opened during 2015	108
	Closed during 2015	100
	Pending end of 2015	54
<u>Summary Release</u>	Pending end of 2014	10
	Opened during 2015	71
	Closed during 2015	57
	Pending end of 2015	24

Case No. 2016 MIZ

GUARDIANSHIPS:

<u>Incompetent Person Only</u>	Pending end of 2014	343
	Opened during 2015	41
	Closed during 2015	26
	Pending end of 2015	358

<u>Incompetent</u>	Pending end of 2014	3
<u>Estate Only</u>	Opened during 2015	3
	Closed during 2015	0
	Pending end of 2015	6
<u>Incompetent</u>	Pending end of 2014	150
<u>Full (Person and Estate)</u>	Opened during 2015	13
	Closed during 2015	14
	Pending end of 2015	149
<u>Minor</u>	Pending end of 2014	4
<u>Person Only</u>	Opened during 2015	0
	Closed during 2015	1
	Pending end of 2015	3
<u>Minor</u>	Pending end of 2014	54
<u>Estate Only</u>	Opened during 2015	6
	Closed during 2015	10
	Pending end of 2015	50
<u>Minor</u>	Pending end of 2014	12
<u>Full (Person and Estate)</u>	Opened during 2015	0
	Closed during 2015	4
	Pending end of 2015	8
<u>Conservatorships</u>	Pending end of 2014	0
	Opened during 2015	0
	Closed during 2015	0
	Pending end of 2015	0
<u>Civil Protective Services</u>	Pending end of 2014	0
	Opened during 2015	0
	Closed during 2015	0
	Pending end of 2015	0

TRUSTS:

<u>Testamentary</u>	Pending end of 2014	55
<u>Trusts</u>	Opened during 2015	3
	Closed during 2015	5
	Pending end of 2015	53

<u>Intervivos</u>	Pending end of 2014	1
<u>Trust</u>	Opened during 2015	0
	Closed during 2015	0
	Pending end of 2015	1

<u>Wrongful Death</u>	Pending end of 2014	29
<u>Trust</u>	Opened during 2015	1
	Closed during 2015	4
	Pending end of 2015	26

CIVIL ACTIONS:

<u>Concealment</u>	Pending end of 2014	0
<u>Of Assets</u>	Opened during 2015	3
	Closed during 2015	0
	Pending end of 2015	3

<u>Guardian's Complaint</u>	Pending end of 2014	3
<u>To Sell Real Estate</u>	Opened during 2015	2
	Closed during 2015	2
	Pending end of 2015	3

<u>Petition for</u>	Pending end of 2014	1
<u>Declaratory Judgment</u>	Opened during 2015	1
	Closed during 2015	0
	Pending end of 2015	2

<u>Will Contest:</u>	Pending end of 2014	2
	Opened during 2015	1
	Closed during 2015	2
	Pending end of 2015	1

<u>Petition to</u>	Pending end of 2014	0
<u>Determine Heirship</u>	Opened during 2015	0
	Closed during 2015	0
	Pending end of 2015	0

<u>Petition for Sale</u>	Pending end of 2014	1
<u>Of Real Estate</u>	Opened during 2015	4
	Closed during 2015	2
	Pending end of 2015	3

<u>Will</u>	Pending end of 2014	0
<u>Construction</u>	Opened during 2015	0
	Closed during 2015	0
	Pending end of 2015	0
<u>Other Contested</u>	Pending end of 2014	0
<u>Civil Actions</u>	Opened during 2015	0
	Closed during 2015	0
	Pending end 2015	0
<u>ADOPTIONS:</u>		
<u>Agency</u>	Pending end of 2014	1
	Opened during 2015	13
	Closed during 2015	11
	Pending end of 2015	3
<u>Private/Foreign</u>	Pending end of 2014	3
	Opened during 2015	7
	Closed during 2015	2
	Pending end of 2015	8
<u>Step Parent</u>	Pending end of 2014	1
	Opened during 2015	16
	Closed during 2015	10
	Pending end of 2015	7
<u>Foreign (Refinalization)</u>	Pending end of 2014	0
	Opened during 2015	0
	Closed during 2015	0
	Pending end of 2015	0
<u>Adult</u>	Pending end of 2014	1
	Opened during 2015	2
	Closed during 2015	3
	Pending end of 2015	0
<u>Foreign Birth</u>	Pending end of 2014	0
<u>Certificate Only</u>	Opened during 2015	0
	Closed during 2015	0
	Pending end of 2015	0

<u>Release of Identifying Information</u>	Pending end of 2014	0
	Opened during 2015	0
	Closed during 2015	0
	Pending end of 2015	0

MENTALS:

<u>Mental Illness</u>	Pending end of 2014	1
	Opened during 2015	0
	Closed during 2015	1
	Pending end of 2015	0

<u>Mental Retardation</u>	Pending end of 2014	0
	Opened during 2015	0
	Closed during 2015	0
	Pending end of 2015	0

MINOR SETTLEMENTS:

<u>Minor Settlement</u>	Pending end of 2014	9
	Opened during 2015	11
	Closed during 2015	11
	Pending end of 2015	9

<u>Minor Estate</u>	Pending end of 2014	1
	Opened during 2015	5
	Closed during 2015	5
	Pending end of 2015	1

WRONGFUL DEATH:

<u>Wrongful Death</u>	Pending end of 2014	67
	Opened during 2015	16
	Closed during 2015	18
	Pending end of 2015	65

NAME CHANGES:

<u>Adult</u>	Pending end of 2014	12
	Opened during 2015	68
	Closed during 2015	71
	Pending end of 2015	9

<u>Minor</u>	Pending end of 2014	6
	Opened during 2015	28
	Closed during 2015	33
	Pending end of 2015	1

CORRECTION/REGISTRATION OF BIRTH:

<u>Correction of</u>	Pending end of 2014	0
<u>Birth Record</u>	Opened during 2015	3
	Closed during 2015	3
	Pending end of 2015	0
<u>Registration of</u>	Pending end of 2014	0
<u>Birth Record</u>	Opened during 2015	1
	Closed during 2015	1
	Pending end of 2015	0

MARRIAGE LICENSE:

<u>Marriage License Issued in 2015</u>	829
--	-----

This report was prepared and submitted by: Cathy Strobe
February 29, 2016

2015 PORTAGE COUNTY PROBATE COURT

FISCAL ACCOUNTING

ITEMIZED ACCOUNTING FOR
THE PORTAGE COUNTY **PROBATE COURT**
FOR CALENDAR YEAR **2015**

OPEN ITEMS AS OF DECEMBER 31, 2014 - \$ 23,438.97

RECEIPTS

COLLECTED IN YEAR 2015 - \$284,705.97

TOTAL 2015 REVENUE **\$308,144.94**

- - -

JANUARY 2015 THROUGH DECEMBER 2015

DISBURSEMENTS – (VERIFIED BY END OF
YEAR ACTUAL LISTING REPORT – ACTUAL
DISBURSEMENTS TO COUNTY & STATE
\$197,624.36).

- **\$279,815.46**

- - -

TOTAL REVENUE COLLECTED INCLUDING
MONIES PREVIOUSLY ON DEPOSIT
LESS DISBURSEMENTS AND MONIES
PRESENTLY ON DEPOSIT

- **\$ 28,329.48**

- - -

OPEN ITEMS ENDING DECEMBER 31, 2015
(VERIFIED BY BANK STATEMENT LESS
OUTSTANDING CHECKS AND
OPEN ITEMS COMPUTER REPORT.)

- **\$ 28,329.48**

2015 PROBATE ITEMIZED ACCOUNTING

AVAILABLE ARE THIS COURT'S MONTHLY
ACCOUNT REPORTS AND THIS COURT'S BANK
ACTUAL LISTING REPORTS VERIFYING DEPOSITS
AND DISBURSEMENTS.

12/31/15 BANK BALANCE AS IS
VERIFIED ON THIS COURT'S BANK
STATEMENT: - \$47,384.91

LESS OUTSTANDING 2015 CHECKS - 19,055.43
(INCLUDES END OF MONTH
DECEMBER '15 CHECKS ALSO)

BALANCE - \$28,329.48

2015 DISBURSEMENTS

\$197,624.36

CLERK FEES	-	\$108,634.58
RECORD COURIER	-	0.00
GUARDIANSHIP INVESTIGATION	-	2,955.00
ADOPTION INVESTIGATION	-	2,200.00
LEGITIMATION BIRTH CERTIFICATE	-	0.00
ADOPTION BIRTH CERTIFICATE	-	537.50
PATERNITY BIRTH CERTIFICATE	-	0.00
INDIGENT GUARDIANSHIP	-	17,928.00
DOMESTIC VIOLENCE	-	14,127.00
LEGAL AID	-	14,638.00
COMPUTER RESEARCH	-	4,851.00
COMPUTERIZATION FEE	-	16,110.00
PUTATIVE FATHER REG. FUND	-	900.00
BOND RECEIVED	-	0.00
MANUAL DISTRIBUTION	-	0.00
CHECKS	-	0.00
CONDUCT OF BUSINESS	-	831.00
PORTAGE COUNTY LEGAL NEWS	-	13,770.00
UNCLAIMED FUNDS	-	142.28

TOTAL 2015 DISBURSEMENTS - \$197,624.36

2015 PROBATE ITEMIZED ACCOUNTING

TOTAL DISBURSEMENTS MADE TO
PORTAGE COUNTY: - **\$165,578.86**

(REFLECTS CLERK FEES, INVESTIGATION
FEES, DOMESTIC VIOLENCE FEES,
COMPUTER RESEARCH FEES, CONDUCT OF
BUSINESS FEES, INDIGENT GUARDIANSHIP
FEES, AND UNCLAIMED FUNDS.)

(COMPUTER RESEARCH, COMPUTERIZATION
FEES, CONDUCT OF BUSINESS, AND INDIGENT
GUARDIANSHIP FEES ARE TO BE MAINTAINED
IN SEPARATE FUNDS FOR THIS COURT'S USE ONLY.)

TOTAL DISBURSEMENTS MADE TO
THE STATE OF OHIO - **\$ 18,275.50**

(REFLECTS FEES FOR ADOPTION
BIRTH CERTIFICATES, LEGAL AID,
AND PUTATIVE FATHER REG. FEES.)

TOTAL DISBURSEMENTS MADE TO THE
PORTAGE COUNTY LEGAL NEWS - **\$13,770.00**

(REFLECTS PUBLISHING COSTS AND
NEW CASE FILINGS.)

TOTAL 2015 DISBURSEMENTS: **\$197,624.36**

28 January 2015

DIRECTORY OF PERSONNEL
PORTAGE COUNTY JUVENILE DIVISION
8000 INFIRMARY RD
RAVENNA, OHIO 44266

COMMON PLEAS COURT
PORTAGE COUNTY
JUVENILE DIVISION
DIRECTORY OF PERSONNEL
THE HONORABLE ROBERT W. BERGER, JUDGE

COURT SUPPORT STAFF

Joseph Szymanski	Chief Magistrate
Roxana R. Lyle	Magistrate
Tammy Dolin	Court Administrator/ Assignment Commissioner/Fiscal
Lenny Sorboro	Director of Youth Rehabilitation
Sheila Cecora	Chief Deputy Clerk
Robert White	Director of Psychology/Substance Abuse Services
Elizabeth Kehres	Court Reporter

PSYCHOLOGY DEPARTMENT SUPPORT STAFF

Alison Steinberg.....	Psychological Assistant
-----------------------	----------------------------

PROBATION & PSYCHOLOGY - ADMINISTRATIVE ASSISTANT

Christy Troyer

JUVENILE DIRECTORY OF PERSONNEL CONT'D

DEPUTY CLERKS

Sheila Cecora	Chief Deputy Clerk
Lynette Ray.....	Delinquency Clerk
Margaret Carr.....	Job & Family Service Deputy Clerk
Linda Ricci.....	Private Cases Deputy Clerk
Rebecca Hale	Child Support Enforcement Clerk
Judy Sheaffer	Receptionist and Traffic Deputy Clerk

FISCAL DEPARTMENT

Tammy Dolin	Fiscal Administrator
Judi Payden	Juvenile Court Fiscal Officer

PROBATION DEPARTMENT

Lenny Sorboro	Director of Youth Rehabilitation
Jeffrey Cunningham.....	Chief Probation Officer
Rory Franks.....	Assistant Chief Probation Officer

JUVENILE DIRECTORY OF PERSONNEL CONT'DProbation Dept. Cont'd.

Eugene Clinkscale.....	Probation Officer
Lenny Bahney	Probation Officer
Jessica Tamba	Probation Officer
Sara Shoemaker	Probation Officer
Nick Gerace	Probation Officer
Kelli Stefansic	Electronic Monitoring Probation Officer
Jordan Jones	House Arrest Monitor Bailiff
Ashley Pruitt	Diversion Services Intervention Specialist
Rebecca Mckenzie	Diversion Services Intervention Specialist
Dan Patz	Substance Specialist
Sara Wagner	Restitution/Community Service Officer
Christy Troyer	Administrative Assistant
Kimberly Benner	Receptionist/Secretary

JUVENILE DIRECTORY OF PERSONNEL CONT'D

LEGAL DEPARTMENT

Alison Manayan Blackmore	Job&Family
Charmine Ballard, Brandon Wheeler, Raymond Srp	Services Prosecutor
Nancy Morrison	Child Support
	Enforcement Prosecutor
John Smiley	State Prosecutor

BAILIFFS

Scott Wolverton
Paul Fisher
Jordan Jones

PORTAGE/GEAUGA COUNTY JUVENILE DETENTION CENTER

THOMAS J. REHNERT, SUPERINTENDENT

BRANDON WINARCHICK, ADMINISTRATIVE ASSISTANT

**2015 PORTAGE COUNTY JUVENILE COURT
STATISTICS**

<u>CASE TYPE</u>	<u>DELINQUENCY</u>		<u>UNRULY</u>		<u>TRAFFIC</u>	
	<u>2014</u>	<u>2015</u>	<u>2014</u>	<u>2015</u>	<u>2014</u>	<u>2015</u>
NEW CASES FILED	484	471	25	25	561	559
TRANSFERRED IN/ REACTIVATED CASES	<u>152</u>	<u>143</u>	<u>3</u>	<u>9</u>	<u>18</u>	<u>13</u>
TOTAL	636	614	28	34	579	572
	<u>DEP./ABUSED & NEGLECTED</u>		<u>PERMANENT CUSTODY</u>			
NEW CASES FILED	190	185	14	6		
TRANSFERRED IN/ REACTIVATED CASES	<u>5</u>	<u>4</u>	<u>2</u>	<u>0</u>		
TOTAL	195	189	16	6		
	<u>CUSTODY & VISITATION</u>		<u>PARENTAGE</u>		<u>SUPPORT ENFORCEMENT</u>	
NEW CASES FILED	161	178	37	28	127	113
TRANSFERRED IN/ REACTIVATED CASES	<u>119</u>	<u>122</u>	<u>8</u>	<u>3</u>	<u>373</u>	<u>395</u>
TOTAL	280	300	45	31	500	508
	<u>ADULT</u>		<u>OTHER</u>			
NEW CASES FILED	36	38	8	6		
TRANSFERRED IN/ REACTIVATED CASES	<u>11</u>	<u>7</u>	<u>0</u>	<u>0</u>		
TOTAL	47	45	8	6		
TOTAL NEW CASES	1643	1609				
TOTAL TRANS./REACT.	<u>691</u>	<u>696</u>				
TOTAL	2334	2305				

DELINQUENT CHARGES

<u>OFFENSES</u>	<u>2014</u>	<u>2015</u>	<u>OFFENSES</u>	<u>2014</u>	<u>2015</u>
RECKLESS HOMICIDE	1	0	VEHICULAR VANDALISM	0	1
AGGRAVATED VEHICULAR ASSAULT	2	0	AGG. ROBBERY OFFENDER ARMED	4	2
VEHICULAR ASSAULT	2	0	ROBBERY	4	2
FELONIOUS ASSAULT	3	4	ATTEMPTED BURGLARY	1	1
COMPLICITY TO FELONIOUS ASSAULT W DEADLY WEAPON	3	0	AGG. BURGLARY	0	1
FELONIOUS ASSAULT DEADLY WEAPON USED	6	0	BURGLARY	13	9
COMPLICITY TO ASSAULT	0	2	COMPLICITY TO BURGLARY	0	1
ASSAULT	42	48	BREAKING & ENTERING	6	4
NEGLIGENT ASSAULT	0	1	CRIMINAL TRESPASS	12	25
AGGRAVATED MENACING	7	10	ATTEMPTED THEFT	0	1
MENACING	5	4	THEFT	59	70
KIDNAPPING	0	2	COMPLICITY TO THEFT	3	1
ATTEMPTED RAPE	0	1	COMPLICITY TO THEFT OF A MOTOR VEHICLE	0	1
RAPE	8	3	UNAUTH. USE OF M/V	6	4
SEXUAL BATTERY	1	0	UNAUTH. USE OF PROPERTY	0	3
GSI	4	8	MISUSE OF CREDIT CARD	4	6
SEXUAL IMPOSITION	4	1	FORGERY	0	6
DISSEMINATING MATTER HARMFUL TO JUVENILES	0	1	CRIMINAL SIMULATION	0	4
PUBLIC INDECENCY	2	0	INCITING TO VIOLENCE	1	0
ARSON	1	0	RIOT	0	1
COMPLICITY TO VANDALISM	1	0	RECEIVING STOLEN PROPERTY	31	10
VANDALISM	12	4	COMPLICITY TO RSP	0	1
CRIMINAL DAMAG./ENDANG.	44	18	DISORDERLY CONDUCT	67	47
CRIMINAL MISCHIEF	7	11	TELECOMM. HARASSMENT	3	2
			INDUCING PANIC	3	3

<u>OFFENSES</u>	<u>2014</u>	<u>2015</u>	<u>OFFENSES</u>	<u>2014</u>	<u>2015</u>
MAKING FALSE ALARMS	3	9	POSS. OF CRIMINAL TOOLS	5	4
COMPLICITY TO MAKING FALSE ALARMS	0	2	TRAFFICKING IN DRUGS	3	12
COMPLICITY TO CONTRIBUTE TO THE UNRULINESS	2	0	TRAFFICKING IN MARIJUANA	2	4
TAMPERING WITH EVIDENCE	0	5	ILLEGAL ASSEMBLY/POSS OF CHEM. FOR MANUF OF DRUG	0	1
DOMESTIC VIOLENCE	62	59	POSS. OF MARIJUANA	12	14
FALSIFICATION	2	5	DRUG ABUSE	6	12
FALSE REPORT OF CHILD ABUSE/NEGLECT	0	1	POSSESSION OF DRUGS	35	46
FAIL TO DISCLOSE PERSON ID	1	0	POSSESSING DRUG ABUSE INSTRUMENTS	1	1
OBST. OFFICIAL BUSINESS	17	20	POSS. OF DRUG PARAPH.	30	34
OBST. JUSTICE	1	0	ABUSING HARMFUL INTOXICANTS	1	0
FAILURE TO COMPLY WITH ORDER/SIGNAL	2	3	ETHNIC INTIMIDATION	1	0
RESISTING ARREST	5	6	LITTERING	0	1
ESCAPE	1	0	OPEN CONTAINER	2	3
ILLEG CONVEY OF ITEMS INTO DETENTION	1	0	PROHIBITIONS	50	58
HARASSMENT BY INMATE	1	0	DANGEROUS DRUGS	0	1
ILLEGAL CONVEY./POSS. OF A DEADLY WEAPON IN SCHOOL ZONE	0	1	POSSESSION OF AIR GUN	0	1
CCW	3	4	UNREASONABLE NOISE	1	0
HAVING WEAPONS UNDER DISABILITY	0	1	CRUELTY TO ANIMALS	1	0
COMPLICITY TO DISCHARGE FIREARMS	1	0	TRUANCY BY DELINQ.	37	42
DISCHARGING FIREARMS	4	4	UNRULY OFFENSES FILED W DELINQUENT OFFENSE	42	41
COMPLICITY TO IMPROPER HANDLING OF A FIREARM	1	0	TOTAL CHARGES	710	721
IMPROPER HANDLING OF A FIREARM IN A M/V	2	2	TOTAL CASES	636	614

NOTICE OF ALLEGED PROBATION/DISPOSITION VIOLATIONS

	<u>2014</u>	<u>2015</u>
EXTEND THE CHILD'S PROBATION	0	0
IMPOSE THE CHILD'S PREV. SUSPENDED PERIOD OF DETENTION	1	0
REVIEW AND/OR MODIFY THE COURT'S PREV. DISP. ORDER	0	1
REVOKE THE COURT'S PREV. ORDER OF HOUSE ARREST & DETAIN	1	3
REVOKE THE CHILD'S PROBATION	74	99
PAROLE VIOLATIONS	2	2
DISPOSITION VIOLATIONS	<u>16</u>	<u>21</u>
TOTAL	94	126

ADULT CHARGES FILED

	<u>2014</u>	<u>2015</u>
CONTRIBUTING TO THE UNRULINESS/DELINQUENCY OF A MINOR	99	30
FAILING TO SEND CHILD TO SCHOOL	<u>13</u>	<u>35</u>
TOTAL	112	65

UNRULY CHARGES

<u>OFFENSE</u>	<u>2014</u>	<u>2015</u>
CURFEW	13	11
RUNAWAY	0	1
TOBACCO VIOL.	0	2
TRUANCY	2	1
UNRULY	<u>11</u>	<u>19</u>
TOTAL	26	34

WARRANTS

	<u>ISSUED</u>	<u>SERVED</u>
ADULT	9	7
CIVIL	81	78
DELINQ./UNRULY	54	55
TRAFFIC	<u>4</u>	<u>3</u>
	148	143

TRAFFIC CHARGES

<u>OFFENSE</u>	<u>2014</u>	<u>2015</u>	<u>OFFENSE</u>	<u>2014</u>	<u>2015</u>
OWNER REQ. TO FILE APPLIC	4	1	RESTRICT AGAINST OWNER LENDING VEHICLE	1	2
FAILURE TO DISPLAY PLATES	0	6	DRIV USING ELECTRONIC WIRELESS COMMUN	1	1
OPERATORS PERMIT W/O A LICENSED DRIVER	2	5	ASSURED CLEAR DISTANCE	60	61
DRIVER W/O PARENT RESTR	1	0	APPROACHING STATIONARY PUBLIC SAFETY VEHICLE	0	0
DRIV UNDER FRA SUSP.	0	1	SLOW SPEED	0	1
DRIV UNDER SUSPENSION/ FAIL TO REINSTATE	1	1	SPEED	131	107
DRIV. UNDER SUSPENSION	4	4	SPEED FOR CONDITIONS	6	14
NO OPERATORS LICENSE	20	22	SPEED ZONE REDUCED	57	52
PROB. LICENSE FOR MINOR	12	15	SPEED ZONES 55 MPH	36	57
FAILURE TO DISPLAY O.L.	0	2	SPEED ZONE 65 MPH	21	16
ALL OCCUPANTS SECURE	1	0	SPEED ZONE 70 MPH	N/A	24
DISOBEYING TRAFFIC CONTROL DEVICE/SIGNS	17	10	LANES OF TRAVEL	12	4
SIGNAL LIGHTS	13	7	RULES OF PASSING VEHICLES	2	2
PHYSICAL CONTROL/ UNDER THE INFLUENCE	1	0	PASSING ON THE RIGHTS	0	1
D.U.I.	10	14	DRIVING LEFT OF CENTER	2	0
CONTROLLED SUBSTANCES/ METABOLITE	4	6	HAZARDOUS ZONES	2	0
O.V.U.A.C.	5	8	DRIVING IN MARKED LANES	10	14
OVI REFUSAL	1	0	FOLLOWING TOO CLOSE	3	1
WILLFUL WANTON DISREGARD	0	3	TURNS AT INTERSECTIONS	1	2
RECKLESS OPERATION	6	4	U-TURNS	1	0
RECKLESS OPERATION ON PRIVATE PROPERTY	0	3	STARTING & BACKING	8	4
FAILURE TO CONTROL	49	48	TURN & STOP SIGNS	3	4
			FTY @ INTERSECTIONS	4	2

TRAFFIC CHARGES

<u>OFFENSE</u>	<u>2014</u>	<u>2015</u>
-----------------------	--------------------	--------------------

FTY TURNING LEFT	17	11
------------------	----	----

FTY @ STOP & YIELD SIGNS	26	19
--------------------------	----	----

FTY FROM PRIVATE DRIVE	8	9
------------------------	---	---

FTY TO PEDESTRIAN	1	0
-------------------	---	---

RIDING OUTSIDE OF VEHICLE	2	0
---------------------------	---	---

MOTORIZED BICYCLE RULES	1	0
-------------------------	---	---

DRIV ON CLOSED HIGHWAY	1	0
------------------------	---	---

SCHOOL BUS VIOLATION	6	1
----------------------	---	---

UNSAFE VEHICLE	1	0
----------------	---	---

LIGHTED LIGHTS REQUIRED	4	1
-------------------------	---	---

HEADLIGHTS	3	1
------------	---	---

TAIL & LICENSE LIGHTS	3	4
-----------------------	---	---

TWO LIGHTS DISPLAYED	1	4
----------------------	---	---

FAILURE TO DIM LIGHTS	1	1
-----------------------	---	---

MUFFLERS & EXHAUST	0	1
--------------------	---	---

TINTED WINDSHIELDS	3	2
--------------------	---	---

SEATBELT	43	45
----------	----	----

HIT, SKIP LEAVING THE SCENE	0	1
-----------------------------	---	---

FICTITIOUS PLATES	2	1
-------------------	---	---

MAXIMUM WIDTH, HEIGHT & LENGTH	0	1
-----------------------------------	---	---

**PORTAGE COUNTY
LAW ENFORCEMENT FILINGS**

	<u>2014</u>	<u>2015</u>
AURORA	54	40
BRADY LAKE	0	1
BRIMFIELD	21	11
GARRETTSVILLE	6	7
HIRAM	8	6
KENT	49	55
KENT STATE UNIVERSITY	0	0
MOGADORE	11	0
MANTUA	11	12
ODNR	0	0
OSP POST 67	277	306
OSP 91	20	31
PCSO	29	34
RAVENNA	24	12
STREETSBORO	82	72
WINHDAM	<u>2</u>	<u>7</u>
TOTAL PORTAGE COUNTY	594	594

FILINGS TRANSFERRED FROM OTHER COUNTIES	41	37
--	-----------	-----------

	<u>2014</u>	<u>2015</u>
TOTAL TRAFFIC CHARGES	635	631

TOTAL TRAFFIC CASES	579	569
----------------------------	------------	------------

DEPENDENT, NEGLECTED & ABUSED CHARGES

<u>DEPENDENCY</u>	<u>2014</u>	<u>2015</u>
DEPARTMENT OF JOB & FAMILY SERVICES - EMERGENT	125	127
DEPARTMENT OF JOB & FAMILY SERVICES - NON-EMERGENT	65	58
TOTAL	190	185

NEGLECT

DEPARTMENT OF JOB & FAMILY SERVICES - EMERGENT	92	95
DEPARTMENT OF JOB & FAMILY SERVICES - NON -EMERGENT	38	41
TOTAL	130	136

ABUSED

DEPARTMENT OF JOB & FAMILY SERVICES - EMERGENT	104	117
DEPARTMENT OF JOB & FAMILY SERVICES - NON- EMERGENT	<u>37</u>	<u>48</u>
TOTAL	141	165

MOTION FOR PERMANENT CUSTODY/SURRENDER

16	6
----	---

ALL OTHER CASES

INTERSTATE COMPACT	2	1
NOTICE OF ADOPTION AGREEMENT	4	3
PETITION FOR CIVIL PROTECTION ORDER	<u>2</u>	<u>1</u>
TOTAL	8	5

PATERNITY

PATERNITY COMPLAINT - PRIVATE COUNSEL FILINGS	23	17
PATERNITY COMPLAINT - CHILD SUPPORT ENFORCEMENT FILINGS	<u>14</u>	<u>11</u>
TOTAL	37	28

CUSTODY AND VISITATION

<u>NEW CASES FILED</u>	<u>2014</u>	<u>2015</u>
CARETAKER AUTHORIZATION FORM	2	3
COMPLAINT FOR CUSTODY	92	101
COMPLAINT FOR CUSTODY AND CHILD SUPPORT	1	7
COMPLAINT FOR SHARED PARENTING	7	4
COMPLAINT TO ESTABLISH VISITATION	20	21
POWER OF ATTORNEY	38	42
REGISTRATION OF A FOREIGN DECREE	<u>1</u>	<u>0</u>
TOTAL	161	178

TRANSFERRED/REACTIVATED CASES & MOTIONS

COMPLAINT FOR CUSTODY (TRANSFER IN)	0	4
MOTION FOR CHANGE OF CUSTODY	41	24
MOTION FOR CONTEMPT	5	14
MOTION FOR CUSTODY	24	46
MOTION TO MODIFY VISITATION	15	6
MOTION TO MODIFY SHARED PARENTING	5	3
MOTION FOR SHARED PARENTING	9	4
MOTION FOR VISITATION	15	17
MOTION TO TERMINATE VISITATION	3	2
SECOND/SUBSEQUENT POA/CA	<u>2</u>	<u>2</u>
TOTAL	119	122

SUPPORT ENFORCEMENT OR MODIFICATIONNEW CASES FILED

COMPLAINT FOR CHILD SUPPORT	5	3
COMPLAINT FOR CHILD SUPPORT/ADOPTION OF ADMIN. ORDERS	112	102
MOTION TO MODIFY CHILD SUPPORT	2	0
MOTION TO TERMINATE CHILD SUPPORT	1	4
REVIEW/OBJECTION TO ADMINISTRATIVE ORDER	<u>7</u>	<u>4</u>
TOTAL	127	113

TRANSFERRED/REACTIVATED CASES & MOTIONS

MOTION FOR CHILD SUPPORT	52	83
MOTION FOR CONTEMPT	4	3
MOTION TO DETERMINE ARREARAGES AND CONTEMPT	127	166
MOTION TO IMPOSE SUSPENDED SENTENCE/CONTEMPT	35	14
MOTION TO MODIFY CHILD SUPPORT	14	17
MOTION TO TERMINATE CHILD SUPPORT	17	6
NOTICE OF REVISED AMOUNT OF CHILD SUPPORT	121	102
REVIEW/OBJECTION TO ADMINISTRATIVE ORDER	<u>3</u>	<u>4</u>
TOTAL	373	395

DISPOSITION STATISTICS***DELINQUENCY CASES***

BINDOVER	1
COMMUNITY SERVICE	9
COSTS	20
COSTS SUSPENDED	4
DISMISSED	201
DYS SUSPENDED	7
NO DISPOSITION ORDERED	8
PROBATION	6
TRAINING/TREATMENT/EVAL.	76
TRAINING/TREATMENT/EVAL. SUSPENDED	169
TRANSFER TO ANOTHER COUNTY	63
WARRANT	<u>25</u>
TOTAL	589

UNRULY CASES*

COMMUNITY SERVICE	2
COSTS	8
COSTS SUSPENDED	1
DISMISSED	13
NO DISPOSITION	1
PROBATION	7
TRANSFER TO ANOTHER COUNTY	2
TOTAL	34

TRAFFIC CASES*

ADMIT	361
ADMIT/AMENDED CHARGE	50
ADMIT -WAIVER CITATION	141
DISMISSED	9
NO CONTEST	6
TRANSFER TO ANOTHER COUNTY	8
WARRANT	<u>4</u>
TOTAL	579

PERMANENT CUSTODY

PERMANENT CUSTODY GRANTED	<u>8</u>
TOTAL	8

DEP./NEG./ABUSED CASES*

DISMISSED	8
LEGAL CUSTODY	3
LEGAL CUST. PROT. SUPERV.	25
PROTECTIVE SUPERVISION	40
TEMP. CUSTODY/PCDJFS	103
TEMP. CUSTODY/PCDJFS WITH ORDER OF PROTECTIVE SUPERV	12
TRANSFER TO ANOTHER COUNTY	5
TOTAL	196

ADULT CASES*

COMMUNITY SERVICE	2
COSTS	12
COSTS SUSPENDED	1
DISMISSED	17
JAIL SUSPENDED	1
WARRANT	<u>9</u>
TOTAL	42

**CUSTODY & VISIT./PATERNITY/
SUPPORT ENFORCEMENT**

ADMIT	16
COMPLAINT GRANTED	113
COMPLAINT WITHDRAWN	9
DISMISSED COMPLAINT/MOTION	96
MODIFICATION GRANTED	103
MOTION DENIED	25
MOTION GRANTED	229
MOT TO WITHDRAW MOT GRANTED	25
NO DISPOSITION ORDERED	64
SHARED PARENTING	18
STAYED	1
TRANSFER TO ANOTHER COUNTY	2
WARRANT	<u>50</u>
TOTAL	751

OTHER CASES

DISMISSED	1
MOT TO W/DRAW CMPLT GRANTED	1
NO DISPOSITION	4
TOTAL	6

*DISPOSITIONS ABOVE REPRESENT THE PRINCIPLE DISPOSITION ORDERED. A CASE CAN HAVE MORE THAN ONE DISPOSTITION.

2015 PORTAGE COUNTY JUVENILE COURT
FISCAL ACCOUNTING

**ITEMIZED ACCOUNTING FOR
THE PORTAGE COUNTY JUVENILE COURT
FOR CALENDAR YEAR 2015**

REVENUE:

OPEN ITEMS AS OF DECEMBER 31, 2014	-	\$ 8,872.27
RECEIPTS COLLECTED IN YEAR 2015	-	148,625.80
TOTAL 2015 REVENUE	-	<u>\$157,498.07</u>

- - -

DISBURSEMENTS:

JANUARY 2015 THROUGH DECEMBER 2015
DISBURSEMENTS (VERIFIED BY END OF YEAR
ACTUAL LISTING REPORTS-ACTUAL DISBURSMENTS
TO COUNTY AND STATE \$95,991.42)

TOTAL DISBURSEMENTS FOR 2015	-	<u>\$134,728.94</u>
------------------------------	---	----------------------------

- - -

TOTAL REVENUE COLLECTED INCLUDING
MONIES PREVIOUSLY ON DEPOSIT LESS
DISBURSEMENTS AND MONIES
PRESENTLY ON DEPOSIT

	-	<u>\$ 22,769.13</u>
--	---	----------------------------

- - -

OPEN ITEMS ENDING DECEMBER 31, 2015
(VERIFIED BY BANK STATEMENT
AND OPEN ITEMS COMPUTER REPORT)

	-	<u>\$ 22,769.13</u>
--	---	----------------------------

ITEMIZED ACCOUNTING
JUVENILE COURT 201512/31/15 ENDING BANK BALANCE
(VERIFIED ON THIS COURT'S
12/2015 BANK STATEMENT)

- \$27,109.13

LESS OUTSTANDING CHECKS
(INCLUDED ARE DECEMBER 2015
END OF MONTH CHECKS NOT YET CASHED)

- \$ 4,340.00

BALANCE FOR YEAR 2015

- \$22,769.13AVAILABLE ARE THIS COURT'S MONTHLY ACTUAL LISTING REPORTS
AND THIS COURT'S BANK TRANSACTION LISTING REPORTS VERIFYING
DEPOSITS AND REFUNDS.

- - -

2015 DISBURSEMENTS TOTALING
\$ 95,991.42

REHABILITATIVE SUPPORT	-	\$ 5,242.08
COURT COSTS	-	28,532.46
COUNTY FINES	-	13,412.55
REPARATION/VICTIM CRIME	-	6,168.66
SEATBELT FINES	-	1,280.00
OHIO STATE PATROL FINES	-	4,498.74
CLERK FEES	-	408.50
COMPUTER RESEARCH	-	3,067.05
COMPUTERIZATION FEE	-	10,099.32
BRIMFIELD POLICE DEPARTMENT	-	107.50
MILTON POLICE DEPARTMENT	-	15.00
INDIGENT APPLICATION FEES	-	2,089.58
LAW LIBRARY	-	122.50
PORTAGE COUNTY LEGAL NEWS	-	1,050.00
DRUG LAW ENFORCEMENT FUND	-	1,498.38
INDIGENT DRIVER'S ALCOHOL FUND	-	663.00
INDIGENT DEFENSE SUPPORT FUND	-	15,484.93
JUSTICE PROGRAM SERVICE	-	48.62
RETURN OF BONDS	-	1,000.00
UNCLAIMED FUNDS	-	237.93
LEGAL AID	-	964.62

TOTAL 2015 DISBURSEMENTS - \$ 95,991.42

ITEMIZED ACCOUNTING
JUVENILE COURT 2015

2015 DISBURSEMENTS
MADE TO PORTAGE COUNTY:

\$ 5,242.08 Detention Support Fees
28,532.46 Court Costs
13,412.55 County Fines
408.50 Clerk Fees
3,067.05 Computer Research
10,099.32 Computerization Fees
237.93 Unclaimed Funds

TOTAL: \$ 60,999.89

2015 DISBURSEMENTS MADE
TO THE STATE OF OHIO:

\$ 6,168.66 Reparation/Victim Crime
1,280.00 Seatbelt Fees
4,498.74 OSP Fines
48.62 Justice Program Services
1,498.38 Drug Law Enforcement Fund
663.00 Indigent Alcohol Driver's Fund
15,484.93 Indigent Defense Support fund
964.62 Legal Aid

TOTAL: \$30,606.95

OTHER 2015 DISBURSEMENTS:

\$1,050.00 Portage County Legal News for Publication costs
122.50 Portage County Law Library
2,089.58 Indigent Application Fee
1,000.00 Return of Bonds

TOTAL: \$4,262.08

ITEMIZED ACCOUNTING
JUVENILE COURT 2015

DISBURSEMENTS TO POLICE AGENCIES:

\$ 107.50 Brimfield Police Department
15.00 Milton Police Department

TOTAL: \$122.50

TOTAL 2015 DISBURSEMENTS: \$ 95,991.42

January 25, 2016

**2015 PORTAGE COUNTY JUVENILE COURT
DEPARTMENT OF YOUTH REHABILITATION
STATISTICAL DATA**

DEPARTMENT OF YOUTH REHABILITATION

STATISTICAL DATA

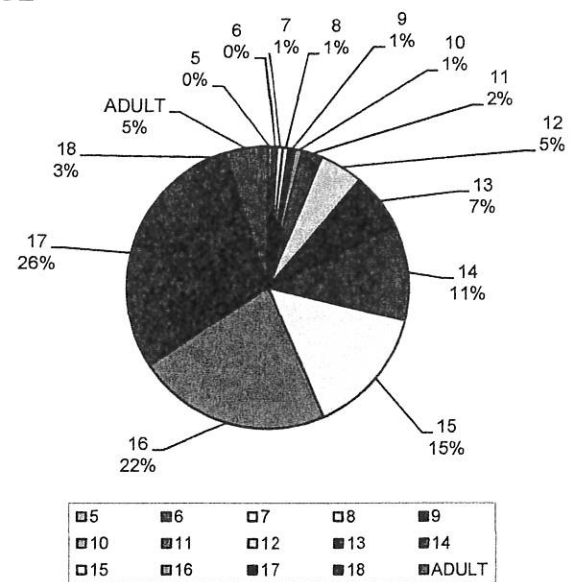
2015

CLASSIFICATION BY COMPLAINTS RECEIVED

1. Classification by Age
2. Classification by Gender
3. Classification by Offense Level
4. Classification by Race
5. Classification by Action Taken
6. Classification by Referral Source
 - A. Law Enforcement Departments
 - B. Department of Youth Rehabilitation
 - C. Out of County Departments
 - D. Portage County Schools
7. Classification by Offense

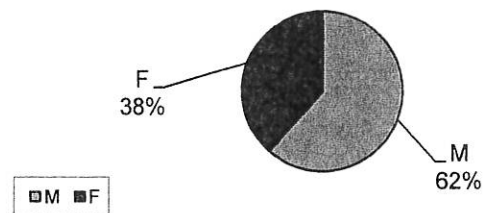
AGE	TOTAL	PERCENT
5	5	0.40%
6	8	0.64%
7	8	0.64%
8	8	0.64%
9	9	0.72%
10	10	0.80%
11	29	2.33%
12	62	4.99%
13	83	6.68%
14	136	10.94%
15	183	14.72%
16	275	22.12%
17	331	26.63%
18	36	2.90%
ADULT	60	4.83%
TOTAL	1243	100.00%

AGE



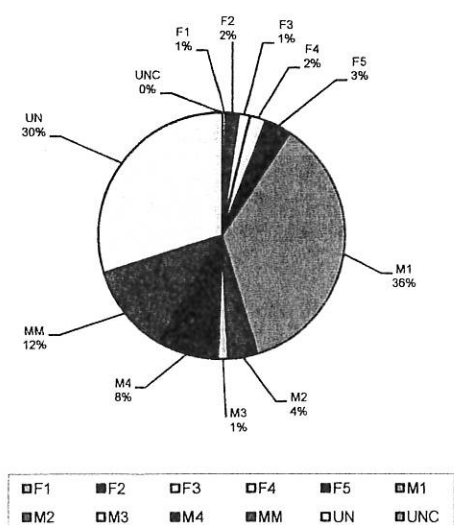
GENDER	TOTAL	PERCENT
M	766	61.63%
F	477	38.37%
TOTAL	1243	100.00%

GENDER



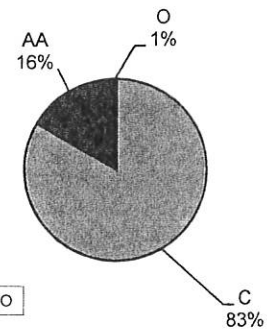
OFFENSE LEVEL	TOTAL	PERCENT
F1	7	0.56%
F2	20	1.61%
F3	18	1.45%
F4	27	2.17%
F5	43	3.46%
M1	450	36.20%
M2	46	3.70%
M3	19	1.53%
M4	96	7.72%
MM	146	11.75%
UN	371	29.85%
UNC	0	0.00%
TOTAL	1243	100.00%

OFFENSE LEVEL



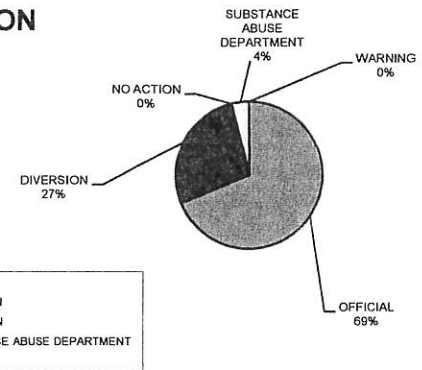
RACE	TOTAL	PERCENT
C	1036	83.35%
AA	201	16.17%
O	6	0.48%
TOTAL	1243	100.00%

RACE




ACTION	TOTAL	PERCENT
OFFICIAL	855	68.79%
DIVERSION	341	27.43%
NO ACTION	0	0.00%
SUBSTANCE ABUSE DEPARTMENT	47	3.78%
WARNING	0	0.00%
TOTAL	1243	100.00%

ACTION



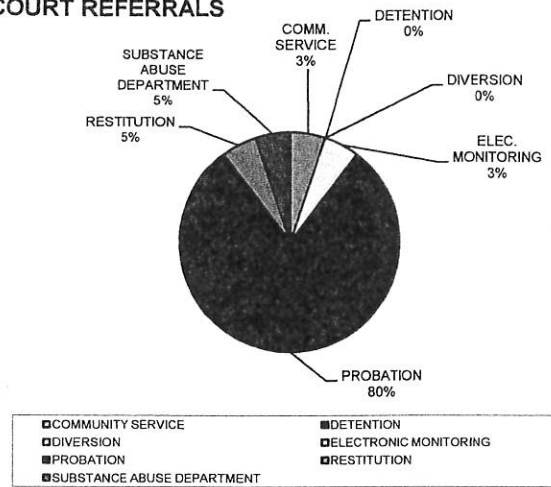
LAW ENFORCEMENT REFERRALS	TOTAL	PERCENT
AURORA PD	55	7.04%
BRADY LAKE PD	0	0.00%
BRIMFIELD PD	34	4.35%
DEPT PUBLIC SAFETY	5	0.64%
GARRETTSVILLE PD	33	4.23%
HIRAM PD	0	0.00%
KENT PD	157	20.10%
KSU PD	18	2.30%
MANTUA PD	14	1.79%
MOGADORE PD	6	0.77%
NELSON LEDGES	0	0.00%
OHIO DEPT NATURAL RESOURCES	0	0.00%
OHIO STATE PATROL	8	1.02%
PCSO	228	29.19%
PROSECUTOR	2	0.26%
RAVENNA PD	91	11.65%
ROBINSON MEMORIAL HOSPITAL PD	0	0.00%
STREETSBORO PD	88	11.27%
TASK FORCE	7	0.90%
WINDHAM PD	35	4.48%
TOTAL	781	100.00%

LAW ENFORCEMENT REFERRALS



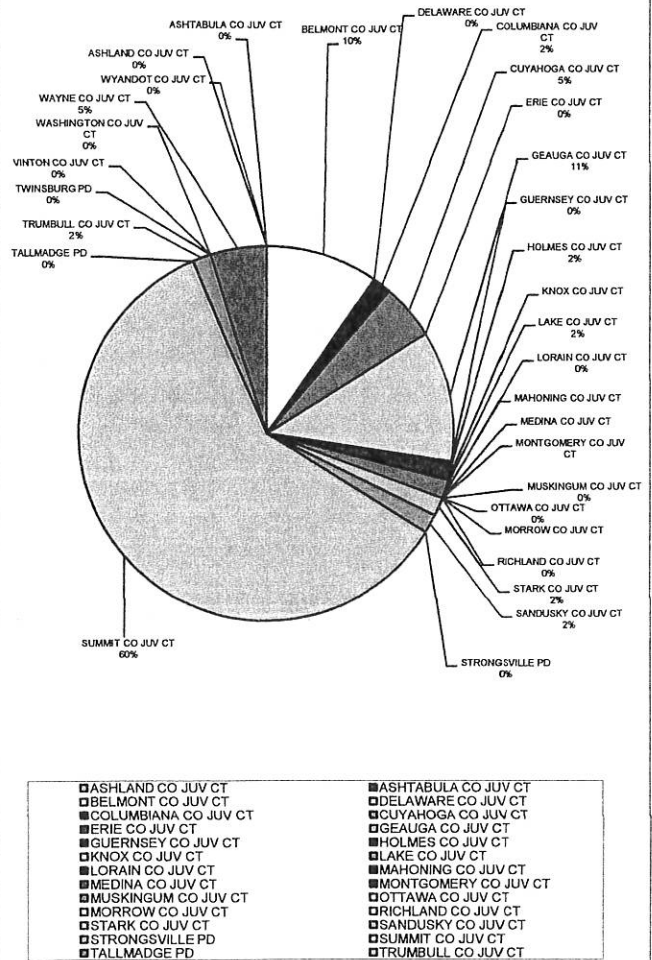
COURT REFERRALS	TOTAL	PERCENT
COMMUNITY SERVICE	5	5.15%
DETENTION	0	0.00%
DIVERSION	0	0.00%
ELECTRONIC MONITORING	5	5.15%
PROBATION	77	79.38%
RESTITUTION	5	5.15%
SUBSTANCE ABUSE DEPARTMENT	5	5.15%
TOTAL	97	100.00%

COURT REFERRALS




OUT OF COUNTY REFERRALS	TOTAL	PERCENT
ASHLAND CO JUV CT	0	0.00%
ASHTABULA CO JUV CT	0	0.00%
BELMONT CO JUV CT	6	9.68%
DELAWARE CO JUV CT	0	0.00%
COLUMBIANA CO JUV CT	1	1.61%
CUYAHOGA CO JUV CT	3	4.84%
ERIE CO JUV CT	0	0.00%
GEAUGA CO JUV CT	7	11.29%
GUERNSEY CO JUV CT	0	0.00%
HOLMES CO JUV CT	1	1.61%
KNOX CO JUV CT	0	0.00%
LAKE CO JUV CT	1	1.61%
LORAIN CO JUV CT	0	0.00%
MAHONING CO JUV CT	0	0.00%
MEDINA CO JUV CT	0	0.00%
MONTGOMERY CO JUV CT	0	0.00%
MUSKINGUM CO JUV CT	0	0.00%
OTTAWA CO JUV CT	0	0.00%
MORROW CO JUV CT	0	0.00%
RICHLAND CO JUV CT	0	0.00%
STARK CO JUV CT	1	1.61%
SANDUSKY CO JUV CT	1	1.61%
STRONGSVILLE PD	0	0.00%
SUMMIT CO JUV CT	37	59.68%
TALLMADGE PD	0	0.00%
TRUMBULL CO JUV CT	1	1.61%
TWINSBURG PD	0	0.00%
VINTON CO JUV CT	0	0.00%
WASHINGTON CO JUV CT	0	0.00%
WAYNE CO JUV CT	3	4.84%
WYANDOT CO JUV CT	0	0.00%
TOTAL	62	100.00%

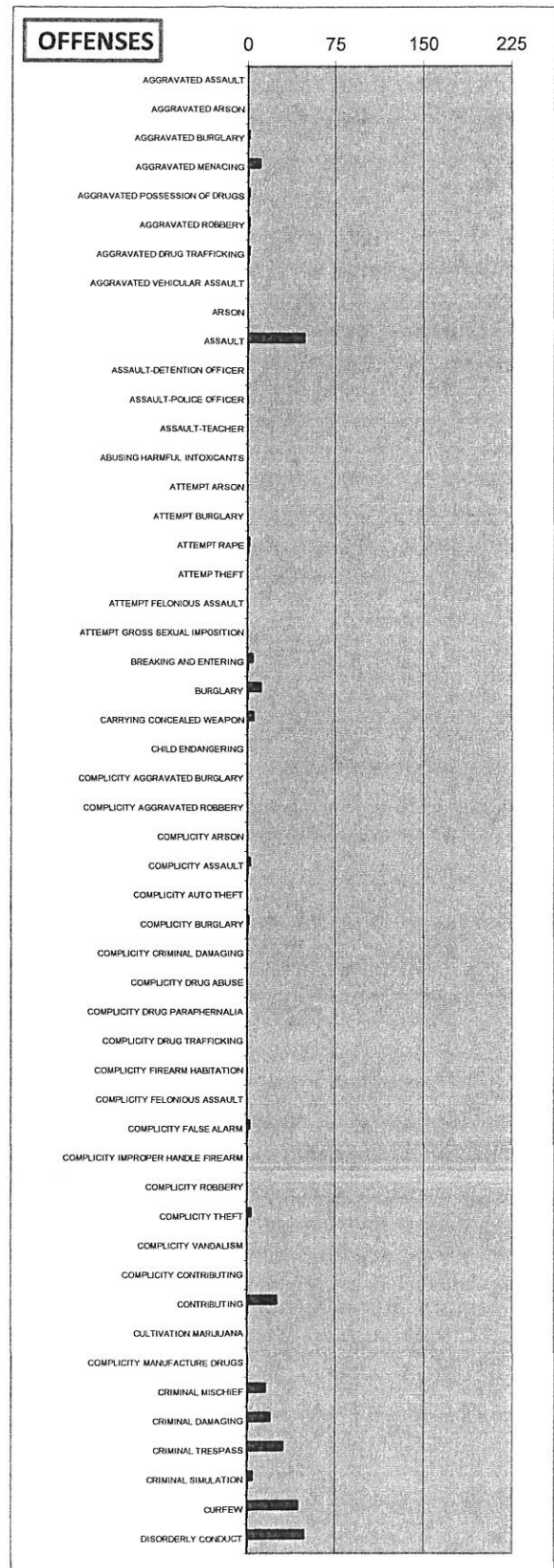
OUT OF COUNTY REFERRALS



SCHOOL REFERRALS	TOTAL	PERCENT
AURORA HS	4	1.32%
BRIMFIELD ELEM	4	1.32%
BROWN MS	70	23.10%
COOPERATIVE LEARNING PROGRAM	0	0.00%
CAMPUS ELEM	5	1.65%
CARLIN ELEM	1	0.33%
CENTRAL ELEM	0	0.00%
CRESTWOOD INTERMEDIATE	3	0.99%
CRESTWOOD HS	7	2.31%
CRESTWOOD MS	1	0.33%
DAVEY ELEM	9	2.97%
E.C.O.T.	5	1.65%
DEFER INTERMEDIATE	1	0.33%
FIELD HS	12	3.96%
FIELD MS	9	2.97%
FRANKLIN ELEM	0	0.00%
GARFIELD ELEM	3	0.99%
GARFIELD HS	1	0.33%
GARFIELD INTERMEDIATE	0	0.00%
HARMON MS	0	0.00%
GARFIELD MS	3	0.99%
HOLDEN ELEM	2	0.66%
KATHERINE THOMAS ELEM	1	0.33%
KENT ROOSEVELT HS	11	3.63%
LEAP PROGRAM	1	0.33%
LEIGHTON ELEM	0	0.00%
LONGCOY ELEM	15	4.95%
MANTUA CENTER ELEM	0	0.00%
MANTUA VILLAGE ELEM	0	0.00%
MAPLEWOOD	14	4.62%
MOGADORE HS	2	0.66%
RAUSCH INTERMEDIATE	0	0.00%
RAVENNA HS	30	9.90%
ROOTSTOWN ELEM	1	0.33%
ROOTSTOWN HS	1	0.33%
ROOTSTOWN MS	0	0.00%
SHALERSVILLE ELEM	0	0.00%
SOUTHEAST ELEM	0	0.00%
SOUTHEAST HS	8	2.64%
SOUTHEAST INTERMEDIATE	3	0.99%
SOUTHEAST MS	16	5.28%
SOUTHEAST PRIMARY	3	0.99%
STANTON MS	13	4.29%
STREETSBORO HS	7	2.31%
STREETSBORO MS	0	0.00%
SUFFIELD ELEM	1	0.33%
TAPPAN ELEM	0	0.00%
WAIT ELEM	5	1.65%
WALLS ELEM	0	0.00%
WATERLOO HS	2	0.66%
WATERLOO MS	0	0.00%
WATERLOO ELEM	0	0.00%
WEST MAIN ELEM	1	0.33%
WEST PARK ELEM	3	0.99%
WILLYARD ELEM	5	1.65%
WINDHAM HS	14	4.62%
WINDHAM JR HS	6	1.98%
TOTAL	303	100.00%



AGGRAVATED ASSAULT	0	0.00%
AGGRAVATED ARSON	0	0.00%
AGGRAVATED BURGLARY	1	0.08%
AGGRAVATED MENACING	10	0.80%
AGGRAVATED POSSESSION OF DRUGS	1	0.08%
AGGRAVATED ROBBERY	1	0.08%
AGGRAVATED DRUG TRAFFICKING	1	0.08%
AGGRAVATED VEHICULAR ASSAULT	0	0.00%
ARSON	0	0.00%
ASSAULT	48	3.86%
ASSAULT-DETENTION OFFICER	0	0.00%
ASSAULT-POLICE OFFICER	0	0.00%
ASSAULT-TEACHER	0	0.00%
ABUSING HARMFUL INTOXICANTS	0	0.00%
ATTEMPT ARSON	0	0.00%
ATTEMPT BURGLARY	0	0.00%
ATTEMPT RAPE	1	0.08%
ATTEMPT THEFT	0	0.00%
ATTEMPT FELONIOUS ASSAULT	0	0.00%
ATTEMPT GROSS SEXUAL IMPOSITION	0	0.00%
BREAKING AND ENTERING	4	0.32%
BURGLARY	11	0.88%
CARRYING CONCEALED WEAPON	5	0.40%
CHILD ENDANGERING	0	0.00%
COMPLICITY AGGRAVATED BURGLARY	0	0.00%
COMPLICITY AGGRAVATED ROBBERY	0	0.00%
COMPLICITY ARSON	0	0.00%
COMPLICITY ASSAULT	2	0.16%
COMPLICITY AUTO THEFT	0	0.00%
COMPLICITY BURGLARY	1	0.08%
COMPLICITY CRIMINAL DAMAGING	0	0.00%
COMPLICITY DRUG ABUSE	0	0.00%
COMPLICITY DRUG PARAPHERNALIA	0	0.00%
COMPLICITY DRUG TRAFFICKING	0	0.00%
COMPLICITY FIREARM HABITATION	0	0.00%
COMPLICITY FELONIOUS ASSAULT	0	0.00%
COMPLICITY FALSE ALARM	2	0.16%
COMPLICITY IMPROPER HANDLE FIREARM	0	0.00%
COMPLICITY ROBBERY	0	0.00%
COMPLICITY THEFT	3	0.24%
COMPLICITY VANDALISM	0	0.00%
COMPLICITY CONTRIBUTING	0	0.00%
CONTRIBUTING	25	2.01%
CULTIVATION MARIJUANA	0	0.00%
COMPLICITY MANUFACTURE DRUGS	0	0.00%
CRIMINAL MISCHIEF	15	1.21%
CRIMINAL DAMAGING	19	1.53%
CRIMINAL TRESPASS	30	2.41%
CRIMINAL SIMULATION	4	0.32%
CURFEW	43	3.46%
DISORDERLY CONDUCT	48	3.86%

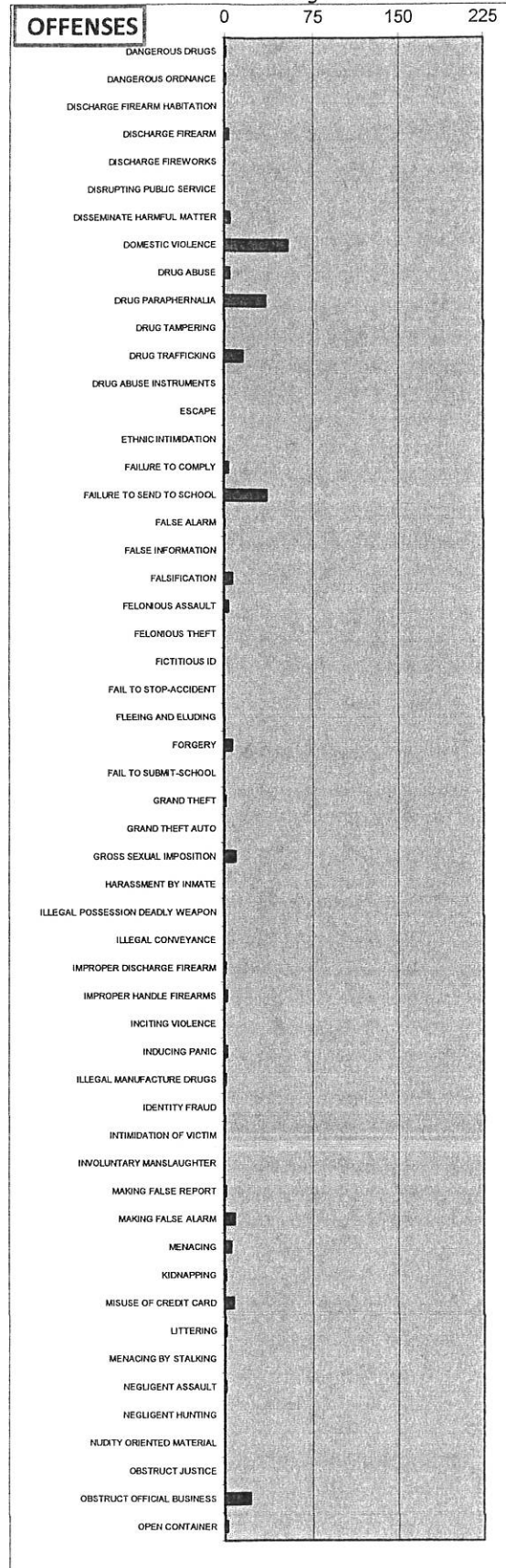


OFFENSE - Page 2

PERCENT

Page 35

DANGEROUS DRUGS	1	0.08%
DANGEROUS ORDNANCE	1	0.08%
DISCHARGE FIREARM HABITATION	0	0.00%
DISCHARGE FIREARM	3	0.24%
DISCHARGE FIREWORKS	0	0.00%
DISRUPTING PUBLIC SERVICE	0	0.00%
DISSEMINATE HARMFUL MATTER	4	0.32%
DOMESTIC VIOLENCE	53	4.26%
DRUG ABUSE	4	0.32%
DRUG PARAPHERNALIA	34	2.74%
DRUG TAMPERING	0	0.00%
DRUG TRAFFICKING	15	1.21%
DRUG ABUSE INSTRUMENTS	0	0.00%
ESCAPE	0	0.00%
ETHNIC INTIMIDATION	0	0.00%
FAILURE TO COMPLY	3	0.24%
FAILURE TO SEND TO SCHOOL	35	2.82%
FALSE ALARM	0	0.00%
FALSE INFORMATION	0	0.00%
FALSIFICATION	6	0.48%
FELONIOUS ASSAULT	3	0.24%
FELONIOUS THEFT	0	0.00%
FICTITIOUS ID	0	0.00%
FAIL TO STOP-ACCIDENT	0	0.00%
FLEEING AND ELUDING	0	0.00%
FORGERY	6	0.48%
FAIL TO SUBMIT-SCHOOL	0	0.00%
GRAND THEFT	1	0.08%
GRAND THEFT AUTO	0	0.00%
GROSS SEXUAL IMPOSITION	9	0.72%
HARASSMENT BY INMATE	0	0.00%
ILLEGAL POSSESSION DEADLY WEAPON	0	0.00%
ILLEGAL CONVEYANCE	0	0.00%
IMPROPER DISCHARGE FIREARM	1	0.08%
IMPROPER HANDLE FIREARMS	2	0.16%
INCITING VIOLENCE	0	0.00%
INDUCING PANIC	2	0.16%
ILLEGAL MANUFACTURE DRUGS	1	0.08%
IDENTITY FRAUD	0	0.00%
INTIMIDATION OF VICTIM	0	0.00%
INVOLUNTARY MANSLAUGHTER	0	0.00%
MAKING FALSE REPORT	1	0.08%
MAKING FALSE ALARM	8	0.64%
MENACING	5	0.40%
KIDNAPPING	1	0.08%
MISUSE OF CREDIT CARD	7	0.56%
LITTERING	1	0.08%
MENACING BY STALKING	0	0.00%
NEGLIGENT ASSAULT	1	0.08%
NEGLIGENT HUNTING	0	0.00%
NUDITY ORIENTED MATERIAL	0	0.00%
OBSTRUCT JUSTICE	0	0.00%
OBSTRUCT OFFICIAL BUSINESS	21	1.69%
OPEN CONTAINER	2	0.16%




OFFENSE - Page 3

PERCENT

PARTICIPATING CRIMINAL GANG	0	0.00%
PASS BAD CHECKS	0	0.00%
POSSESSION CONTROLLED SUBSTANCE	0	0.00%
POSSESSION CRIMINAL TOOLS	3	0.24%
POSSESSION DRUGS	22	1.77%
POSSESSION MARIJUANA	49	3.94%
POSSESSION AIR GUN	1	0.08%
POSSESSION DRUG ABUSE INSTRUMENT	0	0.00%
PROHIBITIONS	86	6.92%
PERJURY	0	0.00%
PUBLIC INDECENCY	0	0.00%
RECEIVING STOLEN PROPERTY	10	0.80%
RAPE	4	0.32%
RECKLESS HOMICIDE	0	0.00%
RESISTING ARREST	4	0.32%
TAMPERING WITH RECORDS	0	0.00%
ROBBERY	1	0.08%
SAFE CRACKING	0	0.00%
SEXUAL BATTERY	0	0.00%
SEXUAL IMPOSITION	1	0.08%
TAMPERING WITH EVIDENCE	5	0.40%
TELECOMMUNICATION HARASSMENT	2	0.16%
TELECOMMUNICATION FRAUD	0	0.00%
THEFT	79	6.36%
THEFT OF A FIREARM	0	0.00%
THEFT OF A MOTOR VEHICLE	2	0.16%
TOBACCO	6	0.48%
THEFT OF CREDIT CARD	0	0.00%
TRUANCY	270	21.72%
UNAUTHORIZED USE MOTOR VEHICLE	4	0.32%
UNAUTHORIZED USE PROPERTY	3	0.24%
UNAUTHORIZED USE COMPUTER PROPERTY	0	0.00%
UNLAWFUL NOISE	0	0.00%
UNLAWFUL RESTRAINT	0	0.00%
UNLAWFUL OPERATION WATERCRAFT	0	0.00%
UNRULY	80	6.44%
VANDALISM	4	0.32%
VIOLATION OF COURT ORDER	99	7.96%
VEHICULAR ASSAULT	0	0.00%
VEHICULAR VANDALISM	1	0.08%
VEHICULAR MANSLAUGHTER	0	0.00%
VOYEURISM	0	0.00%
WEAPONS UNDER DISABILITY	1	0.08%
WEAPONS PROHIBITED SCHOOL PROPERTY	0	0.00%

TOTAL **1243** **100.00%**



**2015 PORTAGE COUNTY JUVENILE COURT
DEPARTMENT OF YOUTH REHABILITATION
DEPARTMENT STATISTICAL DATA**

DEPARTMENT OF YOUTH REHABILITATION

DEPARTMENT STATISTICAL DATA

2015

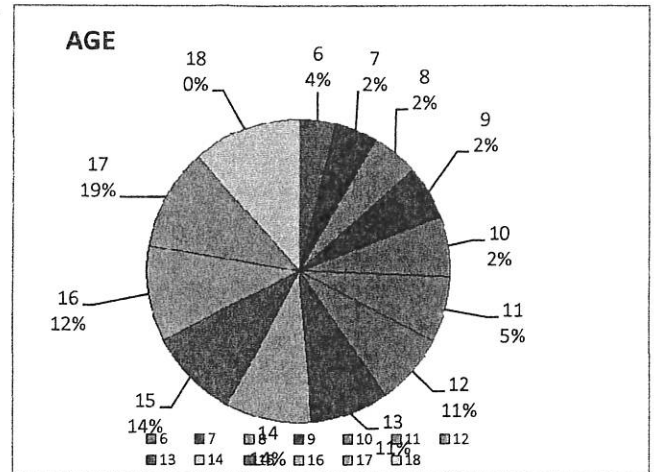
1. Diversion Services
2. Community Service
3. Restitution
4. Psychological and Substance Abuse Services
5. Electronic Monitoring
6. House Arrest
7. Probation Services

DIVERSION SERVICES PROGRAM

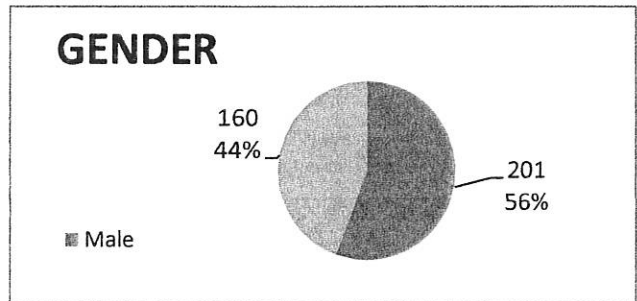
The Department of Diversion Services provides the Court with an alternative, informal sanction in the non-judicial processing of unruly, minor delinquencies and/or school referral, while at the same time holding youth accountable for their actions. Participants in the program are frequently referred to community resources to address their individual needs.

2015 DIVERSION SERVICES ANNUAL REPORT

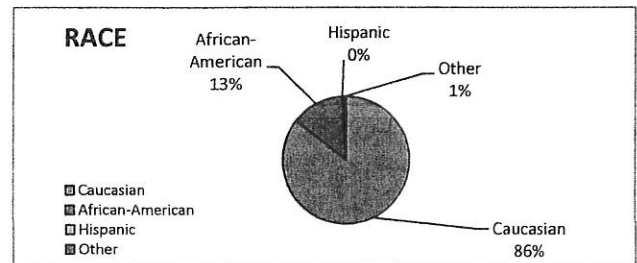
AGE	TOTAL PERCENT	
6	13	3.60%
7	8	2.22%
8	9	2.49%
9	9	2.49%
10	8	2.22%
11	18	4.99%
12	38	10.53%
13	41	11.36%
14	52	14.40%
15	51	14.13%
16	44	12.19%
17	70	19.39%
18	0	0.00%
TOTAL	361	100%




GENDER	TOTAL PERCENT	
Male	201	55.68%
Female	160	44.32%
	0	
TOTAL	361	100%



RACE	TOTAL PERCENT	
Caucasian	309	85.60%
African-American	48	13.30%
Hispanic	1	0.28%
Other	3	0.83%
TOTAL	361	100%

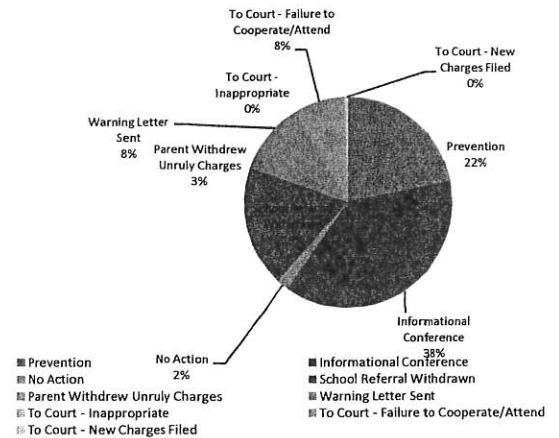


INCOMING REFERRALS	TOTAL PERCENT	
Complaint	108	29.92%
School Referral	253	70.08%
TOTAL	361	100%

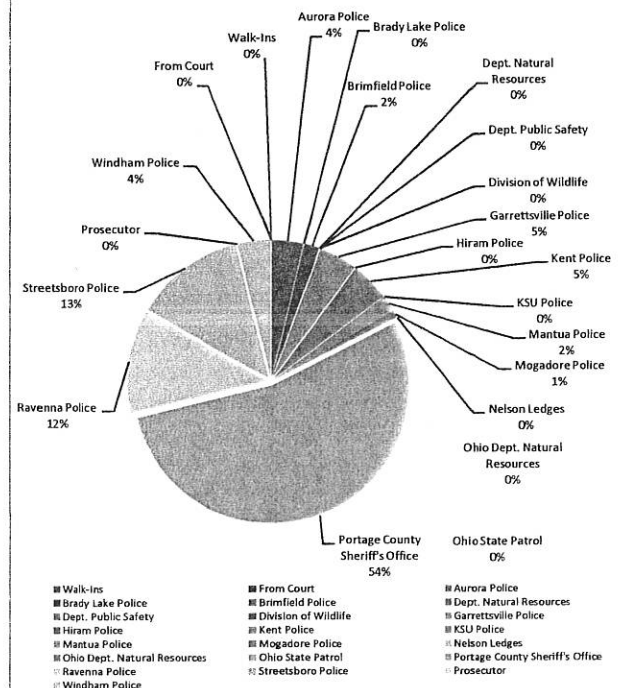


2015 DIVERSION SERVICES ANNUAL REPORT

CONTACT TYPE		TOTAL PERCENT
Prevention	79	21.88%
Informational Conference	137	37.95%
No Action	7	1.94%
School Referral Withdrawn	67	18.56%
Parent Withdrew Unruly Charges	12	3.32%
Warning Letter Sent	28	7.76%
To Court - Inappropriate	0	0.00%
To Court - Failure to Cooperate/Attend	29	8.03%
To Court - New Charges Filed	2	0.55%
TOTAL	361	100%

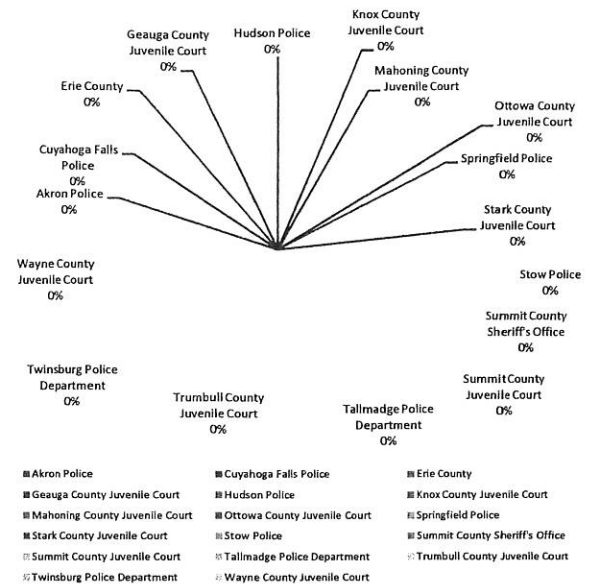
CONTACT TYPE

PORTAGE COUNTY AGENCY REFERRALS		TOTAL PERCENT
Walk-Ins	0	0.00%
From Court	0	0.00%
Aurora Police	4	3.70%
Brady Lake Police	0	0.00%
Brimfield Police	2	1.85%
Dept. Natural Resources	0	0.00%
Dept. Public Safety	0	0.00%
Division of Wildlife	0	0.00%
Garrettsville Police	5	4.63%
Hiram Police	0	0.00%
Kent Police	5	4.63%
KSU Police	0	0.00%
Mantua Police	2	1.85%
Mogadore Police	1	0.93%
Nelson Ledges	0	0.00%
Ohio Dept. Natural Resources	0	0.00%
Ohio State Patrol	0	0.00%
Portage County Sheriff's Office	58	53.70%
Ravenna Police	13	12.04%
Streetsboro Police	14	12.96%
Prosecutor	0	0.00%
Windham Police	4	3.70%
TOTAL	108	100%

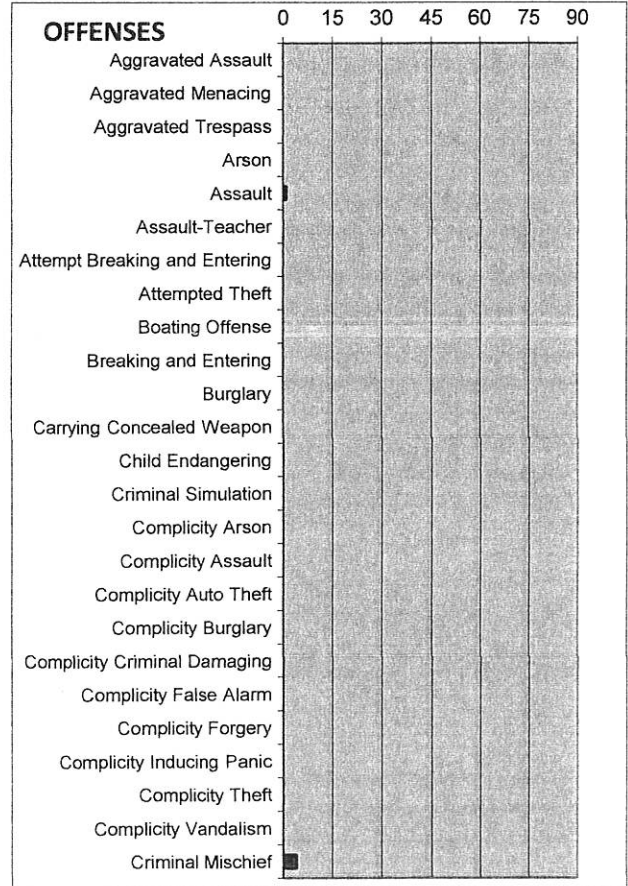
PORTAGE COUNTY AGENCY REFERRALS

2015 DIVERSION SERVICES ANNUAL REPORT

OUT OF COUNTY REFERRALS	TOTAL	PERCENT
Akron Police	0	0.00%
Cuyahoga Falls Police	0	0.00%
Erie County	0	0.00%
Geauga County Juvenile Court	0	0.00%
Hudson Police	0	0.00%
Knox County Juvenile Court	0	0.00%
Mahoning County Juvenile Court	0	0.00%
Ottawa County Juvenile Court	0	0.00%
Springfield Police	0	0.00%
Stark County Juvenile Court	0	0.00%
Stow Police	0	0.00%
Summit County Sheriff's Office	0	0.00%
Summit County Juvenile Court	0	0.00%
Tallmadge Police Department	0	0.00%
Trumbull County Juvenile Court	0	0.00%
Twinsburg Police Department	0	0.00%
Wayne County Juvenile Court	0	0.00%
TOTAL	0	0%

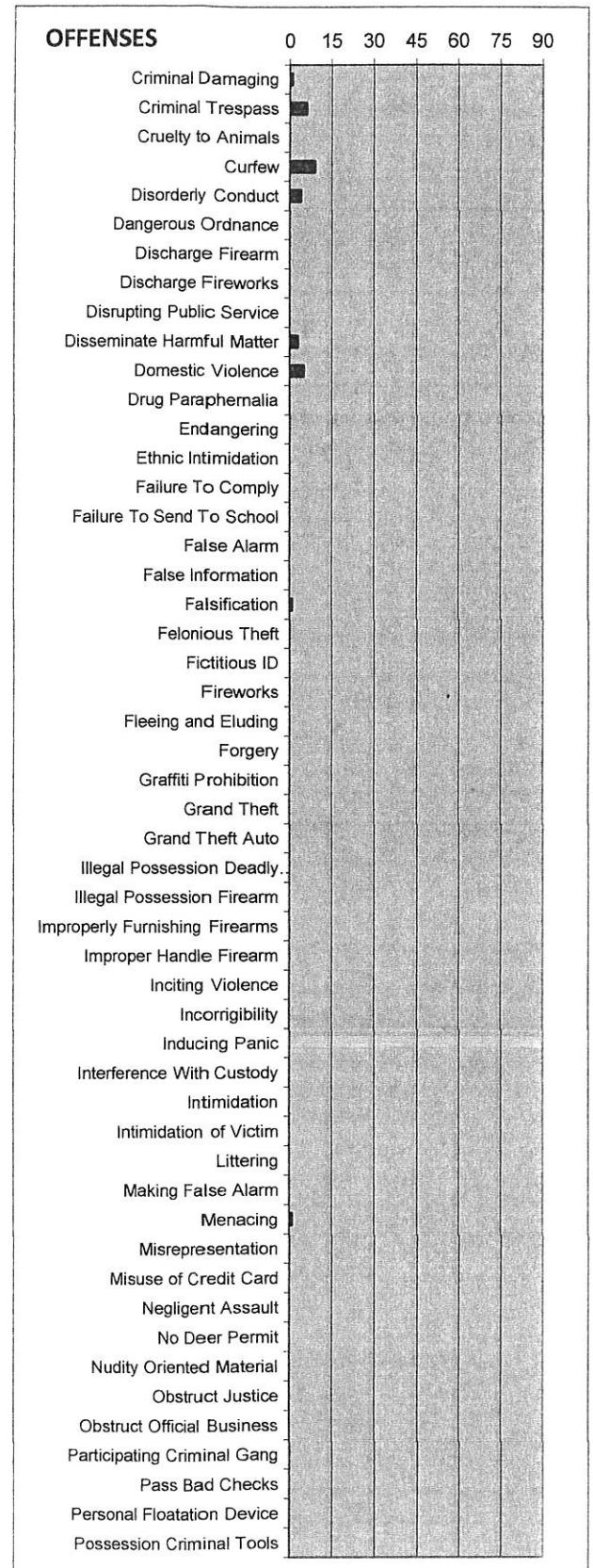
OUT OF COUNTY REFERRALS

OFFENSE - TOTAL COUNT COMPLAINTS	TOTAL	PERCENT
Aggravated Assault	0	0.00%
Aggravated Menacing	0	0.00%
Aggravated Trespass	0	0.00%
Arson	0	0.00%
Assault	1	0.93%
Assault-Teacher	0	0.00%
Attempt Breaking and Entering	0	0.00%
Attempted Theft	0	0.00%
Boating Offense	0	0.00%
Breaking and Entering	0	0.00%
Burglary	0	0.00%
Carrying Concealed Weapon	0	0.00%
Child Endangering	0	0.00%
Criminal Simulation	0	0.00%
Complicity Arson	0	0.00%
Complicity Assault	0	0.00%
Complicity Auto Theft	0	0.00%
Complicity Burglary	0	0.00%
Complicity Criminal Damaging	0	0.00%
Complicity False Alarm	0	0.00%
Complicity Forgery	0	0.00%
Complicity Inducing Panic	0	0.00%
Complicity Theft	0	0.00%
Complicity Vandalism	0	0.00%
Criminal Mischief	4	3.70%



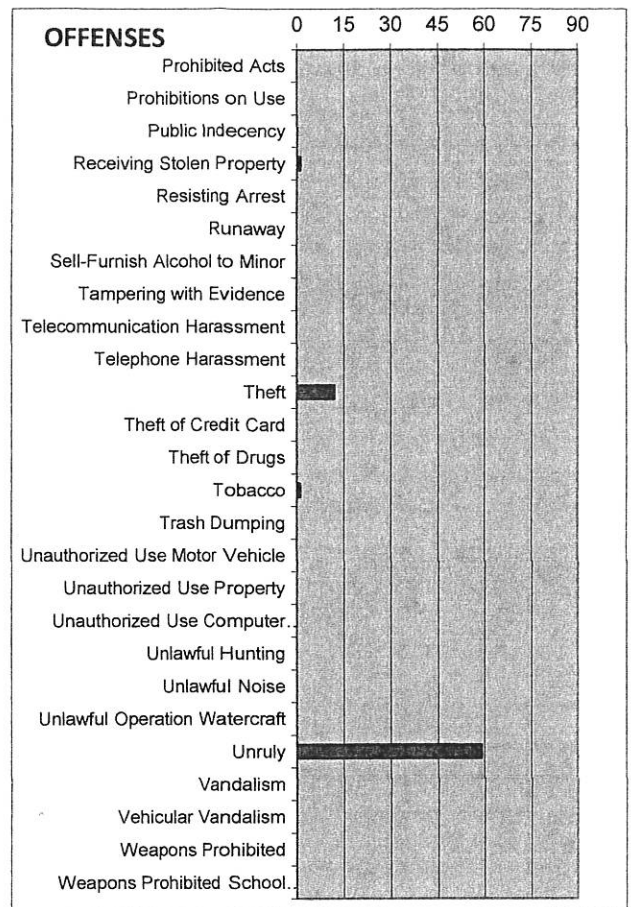
2015 DIVERSION SERVICES ANNUAL REPORT

OFFENSE - TOTAL COUNT COMPLAINTS	TOTAL	PERCENT
Criminal Damaging	1	0.93%
Criminal Trespass	6	5.56%
Cruelty to Animals	0	0.00%
Curfew	9	8.33%
Disorderly Conduct	4	3.70%
Dangerous Ordnance	0	0.00%
Discharge Firearm	0	0.00%
Discharge Fireworks	0	0.00%
Disrupting Public Service	0	0.00%
Disseminate Harmful Matter	3	2.78%
Domestic Violence	5	4.63%
Drug Paraphernalia	0	0.00%
Endangering	0	0.00%
Ethnic Intimidation	0	0.00%
Failure To Comply	0	0.00%
Failure To Send To School	0	0.00%
False Alarm	0	0.00%
False Information	0	0.00%
Falsification	1	0.93%
Felonious Theft	0	0.00%
Fictitious ID	0	0.00%
Fireworks	0	0.00%
Fleeing and Eluding	0	0.00%
Forgery	0	0.00%
Graffiti Prohibition	0	0.00%
Grand Theft	0	0.00%
Grand Theft Auto	0	0.00%
Illegal Possession Deadly Weapon	0	0.00%
Illegal Possession Firearm	0	0.00%
Improperly Furnishing Firearms	0	0.00%
Improper Handle Firearm	0	0.00%
Inciting Violence	0	0.00%
Incorrigibility	0	0.00%
Inducing Panic	0	0.00%
Interference With Custody	0	0.00%
Intimidation	0	0.00%
Intimidation of Victim	0	0.00%
Littering	0	0.00%
Making False Alarm	0	0.00%
Menacing	1	0.93%
Misrepresentation	0	0.00%
Misuse of Credit Card	0	0.00%
Negligent Assault	0	0.00%
No Deer Permit	0	0.00%
Nudity Oriented Material	0	0.00%
Obstruct Justice	0	0.00%
Obstruct Official Business	0	0.00%
Participating Criminal Gang	0	0.00%
Pass Bad Checks	0	0.00%
Personal Floatation Device	0	0.00%
Possession Criminal Tools	0	0.00%




2015 DIVERSION SERVICES ANNUAL REPORT

OFFENSE - TOTAL COUNT COMPLAINTS	TOTAL	PERCENT
Prohibited Acts	0	0.00%
Prohibitions on Use	0	0.00%
Public Indecency	0	0.00%
Receiving Stolen Property	1	0.93%
Resisting Arrest	0	0.00%
Runaway	0	0.00%
Sell-Furnish Alcohol to Minor	0	0.00%
Tampering with Evidence	0	0.00%
Telecommunication Harassment	0	0.00%
Telephone Harassment	0	0.00%
Theft	12	11.11%
Theft of Credit Card	0	0.00%
Theft of Drugs	0	0.00%
Tobacco	1	0.93%
Trash Dumping	0	0.00%
Unauthorized Use Motor Vehicle	0	0.00%
Unauthorized Use Property	0	0.00%
Unauthorized Use Computer Property	0	0.00%
Unlawful Hunting	0	0.00%
Unlawful Noise	0	0.00%
Unlawful Operation Watercraft	0	0.00%
Unruly	59	54.63%
Vandalism	0	0.00%
Vehicular Vandalism	0	0.00%
Weapons Prohibited	0	0.00%
Weapons Prohibited School Property	0	0.00%
TOTAL	108	100%

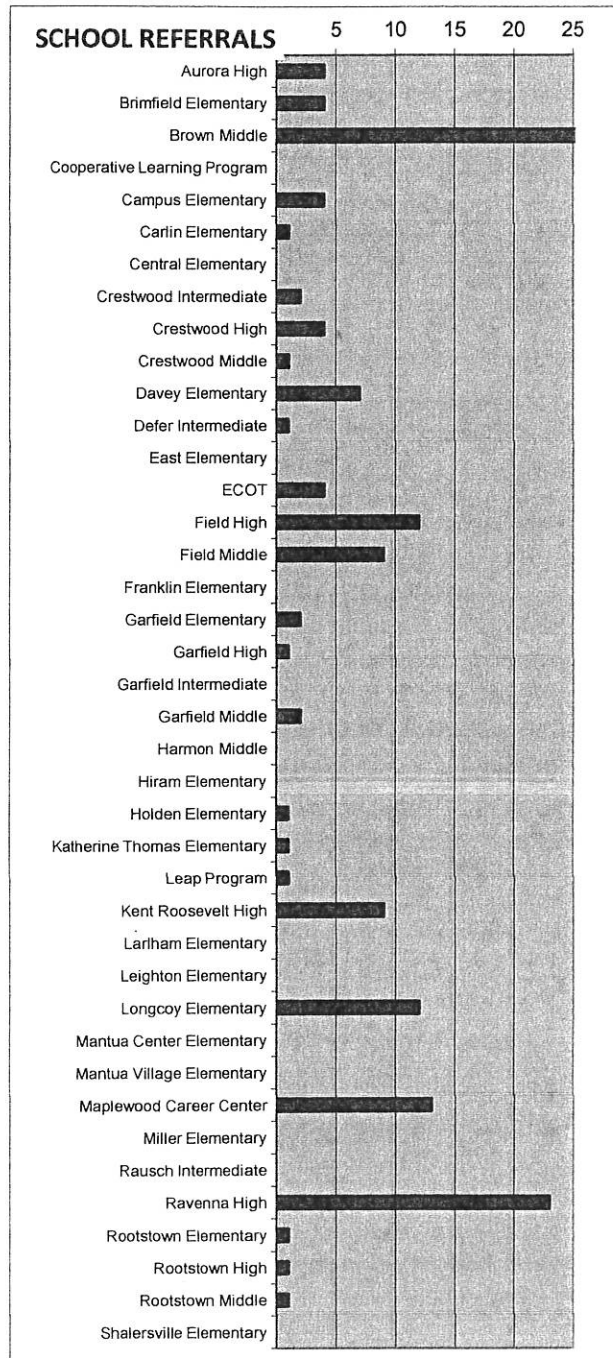


2015 DIVERSION SERVICES ANNUAL REPORT

OFFENSE - SCHOOL REFERRALS	TOTAL PERCENT	
FTS - School	0	0.00%
Truancy	253	100.00%
TOTAL	253	100%



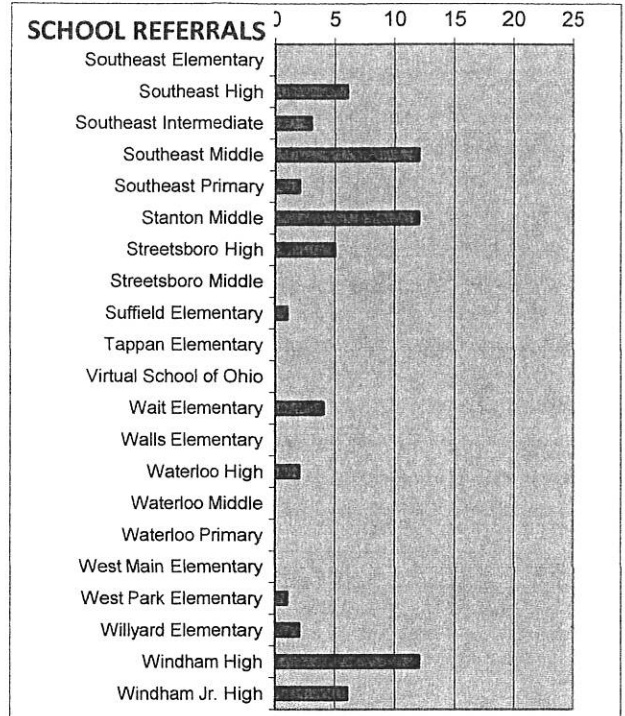
SCHOOL REFERRALS	TOTAL PERCENT	
Aurora High	4	1.58%
Brimfield Elementary	4	1.58%
Brown Middle	64	25.30%
Cooperative Learning Program	0	0.00%
Campus Elementary	4	1.58%
Carlin Elementary	1	0.40%
Central Elementary	0	0.00%
Crestwood Intermediate	2	0.79%
Crestwood High	4	1.58%
Crestwood Middle	1	0.40%
Davey Elementary	7	2.77%
Defer Intermediate	1	0.40%
East Elementary	0	0.00%
ECOT	4	1.58%
Field High	12	4.74%
Field Middle	9	3.56%
Franklin Elementary	0	0.00%
Garfield Elementary	2	0.79%
Garfield High	1	0.40%
Garfield Intermediate	0	0.00%
Garfield Middle	2	0.79%
Harmon Middle	0	0.00%
Hiram Elementary	0	0.00%
Holden Elementary	1	0.40%
Katherine Thomas Elementary	1	0.40%
Leap Program	1	0.40%
Kent Roosevelt High	9	3.56%
Larham Elementary	0	0.00%
Leighton Elementary	0	0.00%
Longcoy Elementary	12	4.74%
Mantua Center Elementary	0	0.00%
Mantua Village Elementary	0	0.00%
Maplewood Career Center	13	5.14%
Miller Elementary	0	0.00%
Rausch Intermediate	0	0.00%
Ravenna High	23	9.09%
Rootstown Elementary	1	0.40%
Rootstown High	1	0.40%
Rootstown Middle	1	0.40%
Shalersville Elementary		0.00%



2015 DIVERSION SERVICES ANNUAL REPORT**SCHOOL REFERRALS** **TOTAL PERCENT**

Southeast Elementary		0.00%
Southeast High	6	2.37%
Southeast Intermediate	3	1.19%
Southeast Middle	12	4.74%
Southeast Primary	2	0.79%
Stanton Middle	12	4.74%
Streetsboro High	5	1.98%
Streetsboro Middle	0	0.00%
Suffield Elementary	1	0.40%
Tappan Elementary	0	0.00%
Virtual School of Ohio	0	0.00%
Wait Elementary	4	1.58%
Walls Elementary	0	0.00%
Waterloo High	2	0.79%
Waterloo Middle	0	0.00%
Waterloo Primary	0	0.00%
West Main Elementary	0	0.00%
West Park Elementary	1	0.40%
Willyard Elementary	2	0.79%
Windham High	12	4.74%
Windham Jr. High	6	2.37%

TOTAL	253	100%
--------------	------------	-------------



**2015 PORTAGE COUNTY JUVENILE COURT
COMMUNITY SERVICE DEPARTMENT**

COMMUNITY SERVICE DEPARTMENT

Community Service

The Community Service Program provides the judiciary a dispositional alternative for adjudicated youth.

Program participants are placed with various non-profit agencies to perform 20 to 80 hours of Community Service. Youth are monitored by on-site supervisors and the Community Service Coordinator. The Community Service Coordinator conducts on-site, telephone, and home contacts to monitor the youth.

Number of youth carried over from 2014.....	10
Number of youth ordered to program.....	108
Number of youth that completed program.....	82

Community Service Program

The Community Service Program statistics from January 1, 2015 Through December 31, 2015 are as follows:

		Percentage
Total Youth Placed in Program	108	91%
Carry Overs from Previous Year	10	9%
Total Youth in Program	118	100%
Male	67	62%
Female	41	38%
Non-Minority	92	85%
Minority	16	15%

Age of Program Participants

Age	Total	Percentage
11	0	0%
12	1	1%
13	5	5%
14	16	15%
15	20	18%
16	27	25%
17	38	35%
18	1	1%
19	0	0%

A total of 991 contacts were made with the 108 youth in the Community Service Program. A total of 2,319 hours were completed by the youth in the Community Service Program.

**2015 PORTAGE COUNTY JUVENILE COURT
RESTITUTION PROGRAM**

Restitution Department

The Restitution Program provides for the financial reimbursement to victims of delinquent acts. Once the Court makes an order of restitution, the child and their parent/guardian sign a payment contract and must make monthly payments to their victims(s).

Restitution Program

The Restitution Program statistics from January 1, 2015 through December 31, 2015 are as follows:

		Percentage
Total Youth Placed in Program	21	44%
Carry Overs from Previous Years	27	56%
Total Youth in Program	48	100%
Male	17	81%
Female	4	19%
Non-Minority	18	86%
Minority	3	14%
The following statistics include carry over cases		
Successfully Completed Program	16	33%
Uncompleted at time of Report	28	59%
Unsuccessfully Completed Program	4	8%

Age of Program Participants

Age	Total	Percentage
11	0	0%
12	1	5%
13	0	0%
14	3	14%
15	5	24%
16	3	14%
17	6	29%
18	3	14%
19	0	0%

A total of 364 contacts were made with the 21 youth in the Restitution Program.

Total Restitution Ordered: \$24,433.47
 Total Restitution Collected: \$16,829.36

2015 PORTAGE COUNTY JUVENILE COURT

**PSYCHOLOGICAL
AND
SUBSTANCE ABUSE SERVICES**

Psychological and Substance Abuse Services

PSYCHOLOGICAL AND SUBSTANCE ABUSE SERVICES MISSION STATEMENT

The role of Psychological and Substance Abuse Services is to provide the Courts and Detention Center professional clinical and assessment services as a part of the overall rehabilitative effort. To assist in rendering appropriate dispositions that take into consideration the individual needs, characteristics and circumstances of the children in question, the Court orders evaluations to aid in generating case recommendations. It is hoped that by earlier identification of potentially serious offenders, the community can be more effectively protected, while at the same time, by more clearly delineating issues to be addressed as part of a rehabilitative program, more children can be effectively served resulting in less recidivism.

GENERAL SERVICE DESCRIPTION

Psychological and Substance Abuse Services staff conduct evaluations for the Court to assist in generating recommendations for case dispositions. Additional services provided include diagnostic assessments, substance abuse assessments, mental health screening, short term counseling with detained children, consultative services, treatment planning and referral, psychological screening of applicants for employment, and conducting in-service training programs.

PSYCHOLOGICAL ASSESSMENTS 2015

In 2015, forty-one (41) children were referred to Psychological Services for evaluation. The assessment process includes parent and child interviews, psychological testing and preparation of a written report. Reports will vary in nature depending on the reason(s) for conducting the assessment and the issues that need to be addressed. The following represents the types of psychological evaluations conducted in 2015.

<i>Type of Evaluation</i>	<i>Total</i>
Department of Youth Services Evaluations	0
Department of Youth Services Evaluations and Sexual Offender Risk Assessments	1
Psychological Evaluations	16
Recommendation for Disposition Reports	17
Training Treatment and Evaluation Reports	4
Geauga County Evaluations	2
Rule 30 Evaluations	0
Competency Evaluations	1
Total Reports	41

All children admitted to the Portage/Geauga Detention Center are also screened at the point of intake by Detention Center staff in an effort to identify high risk residents. In addition to direct inquiry into areas related to risk to self and/or others, each child completes a structured questionnaire designed to obtain specific information regarding potential areas of risk. Subsequent to the child's intake and admission all residents (with the exception of weekenders and those released immediately following a preliminary hearing) are interviewed by a qualified mental health professional and a mental status examination is completed. Residents held in detention on a post adjudicatory status are also administered an academic achievement test and often an objective psychodiagnostic personality inventory to further assess for various areas of potential concern, psychological disturbance and/or other rehabilitative needs. Psychological Services staff review all intake and/or assessment materials generated on each resident as part of a coordinated effort to appropriately respond to resident needs/concerns during their period of detention. In 2015, intake reports and assessment materials were reviewed on one hundred and seventy-four (174) new or repeat admissions to the Portage/Geauga Detention Center.

Psychological Services staff are also available to Detention Center staff and residents upon request to provide direct clinical counseling, assessment, and consultative services. In 2015, in addition to reviewing resident intake and assessment materials, Psychological Services staff provided direct clinical counseling/crisis services on an as needed basis to fifty-seven (57) new and/or repeat residents. The following table provides statistics regarding child assessments and general clinical services provided to residents during 2015 broken down by county.

	FORMAL EVALUATIONS	CLINICAL COUNSELING AND ASSESSMENT SERVICES	RESIDENT INTAKE AND ASSESSMENT REPORT REVIEWS	TOTAL
PORTAGE COUNTY	39	48	116	203
GEAUGA COUNTY	2	9	58	69
TOTAL	41	57	174	272

TREATMENT PLANNING, COORDINATION AND REFERRAL TO LOCAL COUNSELING AGENCIES

In addition to Psychological Services' primary role of conducting assessments and providing clinical counseling and consultative services to the Courts and Detention Center, it frequently acts in a coordinating capacity with other involved agencies. In keeping with the Juvenile Court's goal of minimizing a child's involvement in the legal system, efforts are directed toward providing for the child's rehabilitative needs by utilizing services offered by local child care agencies. Psychological Services staff participate in regularly scheduled in-house staff meetings for case planning, as well as attend bi-monthly and monthly clinical team meetings to assist in formulating rehabilitative service plans with other involved agencies.

When specific recommendations for treatment are made a part of a case disposition or terms of a child's probation, Psychological Services often assists in initiating the referral process, monitoring and/or tracking progress in treatment, and maintaining appropriate contact with local service providers. The following represents the number of children referred for out-patient treatment services monitored and/or tracked by Psychological Services.

New Referrals for 2015.....	107
Carryovers from 2014.....	101
TOTAL	208

RESIDENTIAL PLACEMENTS AND IN-PATIENT FACILITIES UTILIZED IN 2015

When Court involved children exhibit more serious treatment needs it is sometimes necessary to secure their placement in intensive residential or in-patient treatment programs. The following table provides information regarding the number of children so served and the facilities utilized.

	NEW REFERRALS IN 2015	CARRYOVERS FROM 2014
BEECHBROOK	1	0
BELLEFAIRE	1	0
BELMONT PINES	1	0
FOX RUN	1	0
MOHICAN YOUTH CENTER	1	0
NEW BEGINNINGS	4	0
POMEGRANATE	1	0
SAFEHOUSE	1	0
TRI STATE ACADEMY	0	2
VILLAGE NETWORK	7	5
WINDSOR LAURELWOOD	1	0
SUBTOTALS	19	7
TOTAL NUMBER OF CHILDREN REFERRED AND/OR MONITORED		
26		

These numbers only reflect those children involved with or referred to Psychological Services for assessment and/or treatment planning/monitoring/tracking who have had official involvement with the Court, as well as children on probation placed in therapeutic foster care under the auspices of the Portage County Department of Job and Family Services.

SUBSTANCE ABUSE ASSESSMENTS 2015

The Court's Substance Abuse Services processed (135) referrals for chemical dependency assessments during 2015. A total of four (4) youths were referred immediately following assessment for inpatient/residential chemical dependency treatment and six (6) additional youth were subsequently referred for placement in residential programs, post assessment, after being unsuccessful at lower levels of care. There was one (1) additional referral for intensive outpatient treatment and a total of seventy-six (76) youths were also referred for individual chemical dependency counseling.

The following table is a break down, based on referral source, of the total number of assessments conducted, followed by the treatment recommendations generated for the different levels of care, and finally some biographical information regarding the juvenile's assessed.

2015

	Jan	Feb	Mar	Apr	May	Jun	Jul	Aug	Sept	Oct	Nov	Dec	Total
Assessments:													
Court Ordered	7	2	6	6	8	5	6	6	10	7	5	4	72
Complaints	0	1	1	6	0	3	20	1	1	7	7	1	48
Diversion Request	0	1	0	0	0	0	0	0	0	0	0	0	1
Probation Request	0	0	1	1	1	0	1	2	1	3	1	3	14
TOTAL	7	4	8	13	9	8	27	9	12	17	13	8	135
Referrals:													
Residential			1			1			1	1			4
Intensive Outpatient						1							1
Individual Substance Abuse Counseling	7	4	7	10	6	6	5	4	10	10	4	3	76
Insight/Education							3	5	1	1	3		13
Teen Solutions													
MST													
Family Works													
TOTAL	7	4	8	10	6	8	8	9	12	12	7	3	94
Age													
11													
12													
13							2						2
14	1		2	1			1						5
15		1		1	3	2	3		1	1		1	13
16	1		3	4	3	2	8	3	5	5	3	3	40
17	4	3	3	6	2	4	10	5	6	10	9	4	66
18	1			1	1		3	1		1	1		9
TOTAL	7	4	8	13	9	8	27	9	12	17	13	8	135

	Jan	Feb	Mar	Apr	May	Jun	Jul	Aug	Sept	Oct	Nov	Dec	Total
Race													
White	5	4	6	12	7	6	26	8	10	15	10	7	116
Black			1		2				1	1	1		6
Hispanic						1	1					1	3
Asian										1			1
Bi-Racial- Other	2		1	1		1		1	1		2		9
TOTAL	7	4	8	13	9	8	27	9	12	17	13	8	135
Gender													
Male	5	3	7	11	6	5	19	6	8	8	6	5	89
Female	2	1	1	2	3	3	8	3	4	9	7	3	46
TOTAL	7	4	8	13	9	8	27	9	12	17	13	8	135

**2015 PORTAGE COUNTY JUVENILE COURT
ELECTRONIC MONITORING PROGRAM**

ELECTRONIC MONITORING

ALTERNATIVE TO DETENTION

The Alternative to Detention Program provides a dispositional alternative to secure detention for youth adjudicated of Misdemeanor or Felony level offenses. The program also serves as an alternative to youth being detained prior to adjudication.

Program participants are constantly monitored via electronic, telephone and personal contacts. Youth are permitted to leave their home only for educational, medical, occupational and spiritual purposes.

Number of Youth Ordered to Program.....	39
Number of Youth Successfully Completed.....	38
Number of Youth Unsuccessfully Completed.....	3
Number of Youth Carried Over Into 2016.....	4
Other.....	1

ALTERNATIVE TO DETENTION PROGRAM

The Alternative to Detention statistics from January 1, 2015 through December 31, 2015 are as follows:

		PERCENTAGE
TOTAL YOUTH PLACED IN PROGRAM	39	100.00%
MALE	31	79.49%
FEMALE	8	20.51%
CAUCASIAN	30	76.92%
AFRICAN-AMERICAN	9	23.08%
HISPANIC	0	0.00%
SUCCESSFULLY COMPLETED PROGRAM	38	82.61%
UNCOMPLETED AT TIME OF REPORT	4	8.70%
UNSUCCESSFULLY COMPLETED PROGRAM	3	6.52%
OTHER*	1	2.17%

* Removed from program for reasons not related to behavior.

Age of Program Participants

<u>AGE</u>	<u>TOTAL</u>	<u>PERCENTAGE</u>
11	0	0.00%
12	1	2.56%
13	2	5.13%
14	3	7.69%
15	4	10.26%
16	8	20.51%
17	16	41.03%
18	5	12.82%

Average age of youth placed into the program was 16.18 years. Total of 430 contacts were made with the 39 youth placed in the Alternative to Detention Program.

2015 PORTAGE COUNTY JUVENILE COURT
HOUSE ARREST PROGRAM

HOUSE ARREST

The House Arrest program is designed to monitor youth placed on house arrest through a court order. Youth may be ordered into the program pre-adjudicatory, pre-disposition, or as a disposition.

Program participants are monitored through home and school contacts made by the House Arrest Officer and a Probation Officer. Contacts are generally made during evening and weekend hours. Youth are permitted to leave their home with a parent or guardian or for educational, medical, occupational and spiritual purposes.

Number of Youth Ordered to Program.....	69
Number of Youth Successfully Completed.....	50
Number of Youth Unsuccessfully Completed.....	6
Number of Youth Carried Over Into 2016.....	13
Number of Pre-Adjudicatory Youth.....	51
Number of Pre-Disposition Youth.....	6
Number of Disposition Youth.....	12

HOUSE ARREST

The Alternative to Detention statistics from May 1, 2015 through December 31, 2015 are as follows:

		PERCENTAGE
TOTAL YOUTH PLACED IN PROGRAM	69	100.00%
MALE	52	75%
FEMALE	17	25%
CAUCASIAN	57	83%
AFRICAN-AMERICAN	12	17%
HISPANIC	0	0%
SUCCESSFULLY COMPLETED PROGRAM	50	72%
UNCOMPLETED AT TIME OF REPORT	13	19%
UNSUCCESSFULLY COMPLETED PROGRAM	6	9%
OTHER*	0	0.00%

* Removed from program for reasons not related to behavior.

Age of Program Participants

<u>AGE</u>	<u>TOTAL</u>	<u>PERCENTAGE</u>
11	1	1.4%
12	2	2.8%
13	4	5.8%
14	10	14.5%
15	14	20.3%
16	12	17.4%
17	23	33.3%
18	3	4.3%

Average age of youth placed into the program was 16.34 years. Total of 643 contacts were made with the 69 youth placed in the House Arrest Program.

2015 PORTAGE COUNTY JUVENILE COURT

**PROBATION DEPARTMENT
AND
INTENSIVE PROBATION DEPARTMENT**

Department of Probation Services

The Department of Probation Services consists of two divisions: Intensive Probation and Regular Probation. Officers are responsible for supervising youth and enforcing probation terms as well as assisting with rehabilitation. This consists of conducting home, school, and office visits. Both divisions assist youth in meeting treatment needs through the coordination and monitoring of treatment plans.

The Department of Probation Services conducted two (2) Ohio Department of Youth Services Evaluations and sixteen (16) Pre-Dispositional Investigations for the Judiciary. No youths were committed to the Ohio Department of Youth Services in the calendar year. The Probation staff administered six hundred and fifty seven (657) drug screens. Ten percent (10%) of those screens were positive for at least one drug. Seventy-eight percent (78%) of positive drug screens were for marijuana. The remaining positive screens were comprised of cocaine, methamphetamines, amphetamines, opiates, and benzodiazepines. Further seventy-one (71) notices of alleged probation violations were filed. Sixty-six percent (66%) of those notices were drug related.

Of all youth on Probation at the end of 2015, ninety-eight percent (98%) were enrolled in school, graduated, obtained a General Equivalency Diploma, or were participating in an alternative educational program. Regular Probation had a rate of ninety-nine percent (99%), while Intensive Probation had a rate of ninety-five percent (95%). Further, at the end of 2015, youth on Probation who were referred, currently involved, or completed counseling services for mental health and/or substance abuse was eight-two percent (82%). Regular Probation had a rate of seventy-nine percent (79%), while Intensive Probation had a rate of ninety-five percent (95%).

The Department of Probation Services utilizes a risk assessment tool and written formal case plans. These plans discuss the goals of probation and how the youth will meet those goals. Officers review the case plans with the youth and parent(s) and all parties sign the plan.

The Probation staff is trained in Effective Practices in Community Supervision (EPICS). This is an evidence based program designed to reduce recidivism by addressing the criminal thought behaviors and criminogenic needs of higher-risk offenders.

Regular Probation 2015

The Regular Probation Department is a less structured level of supervision than Intensive Probation. Youth in this program meet weekly with Probation Officers for the first month of supervision. Staff has the discretion of gradually stepping down the level of supervision dependant upon a child's behavior and progress. Youth in this program have been adjudicated on felony, misdemeanor and unruly offenses.

New Cases Received	123
Release from Probation	104
End of Year Caseload(includes carryover)	101

New Cases Received	123	100%
Releases	104	100%
Admission Unruly	15	12%
Admission Misdemeanor	107	87%
Admission Felony	1	1%
Males	78	63%
Females	45	37%
Caucasian	101	82%
African American	22	18%
Pre-Disp. Investigations	15	
Dept. of Youth Sev. Evals	0	

Contacts – 2015

Home	1069
School	1323
Office	2494
Other/Phone	4335
Total	9221

Intensive Probation 2015

The Intensive Probation Department is the highest level of supervision for an offender. Probation Officers provide a highly structured system of supervision ranging from four (4) contacts per week to a minimum of one (1) contact per week. Youth in this program are typically felony or chronic offenders at risk of being committed to the Ohio Department of Youth Services.

New Cases Received	25
Release from Probation	24
End of Year Caseload(includes carryover)	25

New Cases Received	25	100%
Releases	24	100%
Admission Unruly	0	0%
Admission Misdemeanor	2	8%
Admission Felony	23	92%
Males	21	84%
Females	4	16%
Caucasian	23	92%
African American	2	8%
Pre-Disp. Investigations	1	
Dept. of Youth Sev. Evals	2	

Contacts – 2015

Home	561
School	349
Office	780
Other/Phone	1308
Total	2998

**2015 PORTAGE COUNTY – GEAUGA COUNTY
JUVENILE DETENTION FACILITY**

PORTAGE-GEAUGA COUNTY JUVENILE DETENTION CENTER

Page 63

Thomas J. Rehnert, Superintendent
Brandon M. Winarchick, Administrative Officer

Gregory C. Lomax, Detention Supervisor
Jae R. A. Leeworthy, Detention Supervisor

STATISTICS

I. DETENTION POPULATION : FY: 2015

II.

A. DETENTION POPULATION BY ADMISSIONS:

	ADMISSION		TOTAL 2015 ADMISSION	CARRYOVER		TOTAL 2014 CARRYOVER	TOTAL POPULATION	% OF TOTAL POPULATION
	PTGE	GEA		PTGE	GEA			
MALES	129	122	251	10	3	13	264	70.0%
FEMALES	54	53	107	4	2	6	113	30.0%
UNKNOWN	0	0	0	0	0	0	0	0.0%
TOTAL	183	175	358	14	5	19	377	100.0%

B. AGE / AVERAGE: NEW ADMISSION

1. MALES

16.48

FEMALES

16.39

UNKNOWN

0.00

COMBINED

16.45

AGE	MALES		TOTAL MALES	FEMALES		TOTAL FEMALES	UNKNOWN		TOTAL UNKNOWN	TOTAL
	PTGE	GEA		PTGE	GEA		PTGE	GEA		
10	0	0	0	1	0	1	0	0	0	1
11	1	1	2	2	0	2	0	0	0	4
12	6	1	7	2	0	2	0	0	0	9
13	3	0	3	0	0	0	0	0	0	3
14	20	16	36	5	3	8	0	0	0	44
15	18	20	38	12	13	25	0	0	0	63
16	28	30	58	11	14	25	0	0	0	83
17	40	51	91	18	19	37	0	0	0	128
18	13	2	15	3	4	7	0	0	0	22
NO AGE	0	0	0	0	0	0	0	0	0	0
OVER 18	0	1	1	0	0	0	0	0	0	1
UNDER 10	0	0	0	0	0	0	0	0	0	0
TOTALS	129	122	251	54	53	107	0	0	0	358

8000 Infirmary Road, Ravenna, Ohio 44266-9432
(330) 297-5233 FAX (330) 297-1533
e-mail address: pgdetctr@portageco.com

STATISTICS

C. RACE: NEW ADMISSION

RACE	GEAUGA		GEAUGA TOTAL	GEAUGA % POP	PORTAGE		PORTAGE TOTAL	PORTAGE % POP	TOTAL POP. BY RACE	% TOTAL POP.
	M	F			M	F				
CAUCASIAN	109	43	152	42.5%	98	38	136	38.0%	288	80.4%
AFRICAN AMERICAN	6	4	10	2.8%	20	6	26	7.3%	36	10.1%
ASIAN	3	0	3	0.8%	0	0	0	0.0%	3	0.8%
HISPANIC	0	1	1	0.3%	1	1	2	0.6%	3	0.8%
AMERICAN INDIAN	0	0	0	0.0%	0	0	0	0.0%	0	0.0%
BI-RACIAL	4	5	9	2.5%	10	9	19	5.3%	28	7.8%
PACIFIC ISLANDER	0	0	0	0.0%	0	0	0	0.0%	0	0.0%
OTHER	0	0	0	0.0%	0	0	0	0.0%	0	0.0%
UNKNOWN RACE	0	0	0	0.0%	0	0	0	0.0%	0	0.0%
UNKNOWN	0	0	0	0.0%	0	0	0	0.0%	0	0.0%
TOTAL	122	53	175	48.9%	129	54	183	51.1%	358	100.0 %

D. PORTAGE COUNTY JURISDICTION

	Number of Admissions	Portage Population	% of PTGE Population	Number of Admissions	Total Population	% of Total Population
MALES	129	183	70.49%	129	358	36.03%
FEMALES	54	183	29.51%	54	358	15.08%
UNKNOWNNS	0	183	0.00%	0	358	0.00%
TOTAL	183	183	100%	183	358	51.12%

E. GEAUGA COUNTY JURISDICTION

	Number of Admissions	Geauga Population	% of PTGE Population	Number of Admissions	Total Population	% of Total Population
MALES	122	175	69.71%	122	358	34.08%
FEMALES	53	175	30.29%	53	358	14.80%
UNKNOWNNS	0	175	0.00%	0	358	0.00%
TOTAL	175	175	100%	175	358	48.88%

STATISTICS

III. CUSTODY STATUS

A. PORTAGE COUNTY: NEW ADMISSION

	MALES	FEMALES	UNKNOWN	TOTAL
1. Rel Det Status	0	0	0	0
2. Released	4	7	0	11
3. Detain 1-90	57	18	0	75
4. Weekender	0	0	0	0
5. Detention Hearing	18	10	0	28
6. Joint Commitment	0	0	0	0
7. Pending Disposition Hearing	1	0	0	1
8. 1 - 90 Dys Evaluation	0	0	0	0
9. 1 - 90 X 2 Concurrent	8	1	0	9
10. 1 - 90 X 2 Consecutive	3	0	0	3
11. 1 - 90 Psych Evaluation	1	0	0	1
12. 1 - 90 7 Day Review	0	0	0	0
13. 1 - 90 X 3 Concurrent	1	0	0	1
14. 1 - 90 X 3 Consecutive	0	0	0	0
15. 1 - 90 Susp. 75	1	0	0	1
16. 1 - 90 Susp. 80	10	7	0	17
17. 1 - 90 Susp. 83	3	0	0	3
18. 1 - 90 Susp. 85	3	0	0	3
19. 1 - 90 Susp. 87	8	9	0	17
20. Held Pending Hearing	3	1	0	4
21. Pending Placement	1	1	0	2
22. Pending Adj. Hearing	7	0	0	7
23. Com to DYS	0	0	0	0
24. 1-180	0	0	0	0
25. Unknown	0	0	0	0
26. Total Portage	129	54	0	183

STATISTICS

B. PORTAGE COUNTY: CARRYOVER

	MALES	FEMALES	UNKNOWNNS	TOTAL
1. Rel Det Status	0	0	0	0
2. Released	0	0	0	0
3. Detain 1-90	10	4	0	14
4. Weekender	0	0	0	0
5. Detention Hearing	0	0	0	0
6. Joint Commitment	0	0	0	0
7. Pending Disposition Hearing	0	0	0	0
8. 1 - 90 Dys Evaluation	0	0	0	0
9. 1 - 90 X 2 Concurrent	0	0	0	0
10. 1 - 90 X 2 Consecutive	0	0	0	0
11. 1 - 90 Psych Evaluation	0	0	0	0
12. 1 - 90 7 Day Review	0	0	0	0
13. 1 - 90 X 3 Concurrent	0	0	0	0
14. 1 - 90 X 3 Consecutive	0	0	0	0
15. 1 - 90 Susp. 75	0	0	0	0
16. 1 - 90 Susp. 80	0	0	0	0
17. 1 - 90 Susp. 83	0	0	0	0
18. 1 - 90 Susp. 85	0	0	0	0
19. 1 - 90 Susp. 87	0	0	0	0
20. Held Pending Hearing	0	0	0	0
21. Pending Placement	0	0	0	0
22. Pending Adj. Hearing	0	0	0	0
23. Com to DYS	0	0	0	0
24. 1-180	0	0	0	0
25. Unknown	0	0	0	0
26. Total Portage	10	4	0	14

STATISTICS

C. GEAUGA COUNTY: NEW ADMISSION

	MALES	FEMALES	UNKNOWN	TOTAL
1. Rel Det Status	0	0	0	0
2. Released	0	2	0	2
3. Detain 1-90	22	10	0	32
4. Weekender	44	24	0	68
5. Detention Hearing	13	3	0	16
6. Joint Commitment	0	0	0	0
7. Pending Disposition Hearing	1	0	0	1
8. 1 - 90 Dys Evaluation	0	0	0	0
9. 1 - 90 X 2 Concurrent	0	0	0	0
10. 1 - 90 X 2 Consecutive	2	1	0	3
11. 1 - 90 Psych Evaluation	0	0	0	0
12. 1 - 90 7 Day Review	0	0	0	0
13. 1 - 90 X 3 Concurrent	1	0	0	1
14. 1 - 90 X 3 Consecutive	14	2	0	16
15. 1 - 90 Susp. 75	1	5	0	6
16. 1 - 90 Susp. 80	1	0	0	1
17. 1 - 90 Susp. 83	0	0	0	0
18. 1 - 90 Susp. 85	1	0	0	1
19. 1 - 90 Susp. 87	8	2	0	10
20. Held Pending Hearing	1	1	0	2
21. Pending Placement	1	2	0	3
21. Pending Adj. Hearing	1	0	0	1
22. Com to DYS	3	1	0	4
23. 1-180	8	0	0	8
24. Unknown	0	0	0	0
25. Total Geauga	122	53	0	175

STATISTICS

D. GEAUGA COUNTY: CARRY OVERS

	MALES	FEMALES	UNKNOWN	TOTAL
1. Rel Det Status	0	0	0	0
2. Released	0	0	0	0
3. Detain 1-90	1	0	0	1
4. Weekender	0	0	0	0
5. Detention Hearing	0	0	0	0
6. Joint Commitment	0	0	0	0
7. Pending Disposition Hearing	0	0	0	0
8. 1 - 90 Dys Evaluation	0	0	0	0
9. 1 - 90 X 2 Concurrent	0	0	0	0
10. 1 - 90 X 2 Consecutive	1	0	0	1
11. 1 - 90 Psych Evaluation	0	0	0	0
12. 1 - 90 7 Day Review	0	0	0	0
13. 1 - 90 X 3 Concurrent	0	0	0	1
14. 1 - 90 X 3 Consecutive	0	0	0	16
15. 1 - 90 Susp. 75	0	0	0	0
16. 1 - 90 Susp. 80	0	0	0	0
17. 1 - 90 Susp. 83	1	1	0	2
18. 1 - 90 Susp. 85	0	0	0	0
19. 1 - 90 Susp. 87	0	0	0	0
20. Held Pending Hearing	0	0	0	0
21. Pending Placement	0	0	0	0
22. Pending Adj. Hearing	0	0	0	0
23. Com to DYS	0	0	1	1
24. 1-180	0	0	0	0
25. Unknown	0	0	0	0
26. Total Geauga	3	2	0	5

STATISTICS

IV. DETENTION STATUS

V. DETAINMENT

	MISDEMEANOR	FELONY	UNRULY	UNKNOWN	TOTAL
PORTAGE	120	61	2	0	183
GEAUGA	134	35	6	0	175
TOTAL	254	96	8	0	358

FELONY POPULATION: 26.82%

MISDEMEANOR POPULATION: 70.95%

UNRULY POPULATION: 2.23%

UNKNOWN POPULATION: 0.00%

STATISTICS

OJJDP REPORTING:

Youth Handgun Safety Act:

	2923.21	2923.211	2923.12	2941.141	2941.144	2941.145	2941.146
PORTAGE	0	0	0	0	0	0	0
GEAUGA	0	0	0	0	0	0	0
TOTAL	0	0	0	0	0	0	0

VI. ADMISSIONS WITH PRIOR DETAINMENT

	ADM PRIOR DETAINMENT	TOTAL 2015 DETAINMENT	MALES	FEMALES	UNKNOWN	% OF POPULATION
PORTAGE	90	183	129	54	0	49.18%
GEAUGA	106	175	122	53	0	60.57%
TOTAL	196	358	251	107	0	54.75%

VII. AVERAGES

A. AVERAGE DAILY LENGTH OF STAY

1. PORTAGE COUNTY	19.71
2. GEAUGA COUNTY	10.54
3. AVERAGE: DLS	15.12

B. AVERAGE DAILY POPULATION

1. PORTAGE COUNTY	10.64
2. GEAUGA COUNTY	5.20
3. AVERAGE: D.P.	15.83

C. BILLING DAYS

1. PORTAGE COUNTY	3,882.64 / 5,779.06	67.18%
2. GEAUGA COUNTY	1,896.41 / 5,779.06	32.82%
3. TOTAL	5,779.06 / 5,779.06	100.00%