
PORTAGE COUNTY COMMON PLEAS COURT

PROBATE/JUVENILE DIVISION

2016 ANNUAL REPORT

**THE HONORABLE ROBERT W. BERGER
COMMON PLEAS COURT JUDGE
PROBATE/JUVENILE DIVISION**

TO: VARIOUS DEPARTMENTS/AGENCIES

FROM: ROBERT W. BERGER, JUDGE
COMMON PLEAS COURT
PROBATE/JUVENILE DIVISION

DATE: March 17, 2017

SUBJECT: 2016 ANNUAL REPORT

Following please find a copy of the Portage County Court of Common Pleas, Probate/Juvenile Division's 2016 Annual Report.

Should you have any questions regarding this Report, please feel free to contact me.

PORTAGE COUNTY BOARD OF COMMISSIONERS

Ms. Vicki A. Kline
Ms. Sabrina Christian-Bennett
Ms. Maureen Frederick

DIRECTOR OHIO DEPARTMENT OF JOB AND FAMILY SERVICES


Ms. Cynthia C. Dungey

DIRECTOR OHIO DEPARTMENT OF YOUTH SERVICES

Mr. Harvey Reed

In compliance with Section 2151.18 of the Ohio Revised Code, we hereby submit our Annual Report for the Portage County Court of Common Pleas, Probate/Juvenile Division for the year 2016.

Respectfully submitted,

A handwritten signature in blue ink that reads "Robert W. Berger". The signature is fluid and cursive, with a long, sweeping tail on the letter "g".

Robert W. Berger
Common Pleas Court Judge
Probate/Juvenile Division
Portage County, Ohio

330-297-0881 Juvenile Court
330-297-3870 Probate Court

TABLE OF CONTENTS

Directory of Personnel/Probate Court.....	Page 1-2
2016 Probate Court Statistical Report.....	Page 3-8
2016 Probate Court Fiscal Accounting Report	Page 9-11
Directory of Personnel/Juvenile Court.....	Page 12-15
2016 Juvenile Court Statistical Report.....	Page 16-24
2016 Juvenile Court Fiscal Accounting Report	Page 25-27
2016 Juvenile Court Department of Youth Rehabilitation Statistical Report	Page 28-35
2016 Juvenile Court Department Of Youth Rehabilitation Department Statistical Report	Page 36
2016 Juvenile Court Community Control Fees.....	Page 37
2016 Juvenile Court Diversion Services Report.....	Page 38-45
2016 Juvenile Court Community Service Report	Page 46-47
2016 Juvenile Court Restitution Program Report.....	Page 48-49
2016 Juvenile Court Psychology Substance Abuse Report.....	Page 50-55
2016 Juvenile Court Electronic Monitoring Report.....	Page 56-59
2016 Juvenile Court Probation Department Report.....	Page 60-62
2016 Portage/Geauga Juvenile Detention Center Report.....	Page 63-70

DIRECTORY OF PERSONNEL

PORTAGE COUNTY PROBATE DIVISION

**203 WEST MAIN STREET
RAVENNA, OHIO 44266**

COMMON PLEAS COURT
PORTAGE COUNTY
PROBATE DIVISION
DIRECTORY OF PERSONNEL
THE HONORABLE ROBERT W. BERGER, JUDGE

COURT SUPPORT STAFF

Joseph SzymanskiChief Magistrate
Roxana R. LyleMagistrate
Cathy Strobe.....Court Administrator
Tammy DolinFiscal Administrator
Norma Thomas.....Court Assessor/
Court Investigator
Elizabeth KehresCourt Reporter

PROBATE DEPUTY CLERKS

Cathy Strobe.....Chief Deputy Clerk
Mariellen TimmerAssistant Chief
Deputy Clerk

PROBATE DIRECTORY OF PERSONNEL CONT'D


Brenda SloneDeputy Clerk
Renee DiCarroDeputy Clerk
Pam McHughDeputy Clerk/
Bookkeeper
Teresa OhlDeputy Clerk
Tami JonesDeputy Clerk
Deanna SheaDeputy Clerk
Terry ConradDeputy Clerk
Shirley WatkinsDeputy Clerk
Michelle ZuponcicReceptionist/
Assignment
Deputy Clerk

BAILIFFS

Scott Wolverton
Paul Fisher
Jordan Jones

**2016 PORTAGE COUNTY PROBATE COURT
STATISTICS**

PORTAGE COUNTY PROBATE COURT
ROBERT W. BERGER, JUDGE (1-1-16 THRU 12-31-16)



2016 ANNUAL REPORT

ESTATES:

<u>Full</u>	Pending end of 2015	661
<u>Administration</u>	Opened during 2016	345
	Closed during 2016	385
	Pending end of 2016	621

<u>Ancillary</u>	Pending end of 2015	3
<u>Estate</u>	Opened during 2016	6
	Closed during 2016	3
	Pending end of 2016	6

<u>Exemplified</u>	Pending end of 2015	0
<u>Estates</u>	Opened during 2016	2
	Closed during 2016	2
	Pending end of 2016	0

<u>Probate Will</u>	Pending end of 2015	6
<u>And/Or Tax Only</u>	Opened during 2016	15
	Closed during 2016	19
	Pending end of 2016	2

<u>Release from</u>	Pending end of 2015	54
<u>Administration</u>	Opened during 2016	112
	Closed during 2016	105
	Pending end of 2016	61

<u>Summary Release</u>	Pending end of 2015	24
	Opened during 2016	67
	Closed during 2016	74
	Pending end of 2016	17

GUARDIANSHIPS:

<u>Incompetent</u>	Pending end of 2015	361
<u>Person Only</u>	Opened during 2016	27
	Closed during 2016	24
	Pending end of 2016	364

Case No. 2017MI4

<u>Incompetent</u>	Pending end of 2015	6
<u>Estate Only</u>	Opened during 2016	0
	Closed during 2016	1
	Pending end of 2016	5

<u>Incompetent</u>	Pending end of 2015	146
<u>Full (Person and Estate)</u>	Opened during 2016	16
	Closed during 2016	22
	Pending end of 2016	140

<u>Minor</u>	Pending end of 2015	3
<u>Person Only</u>	Opened during 2016	3
	Closed during 2016	2
	Pending end of 2016	4

<u>Minor</u>	Pending end of 2015	50
<u>Estate Only</u>	Opened during 2016	5
	Closed during 2016	5
	Pending end of 2016	50

<u>Minor</u>	Pending end of 2015	8
<u>Full (Person and Estate)</u>	Opened during 2016	0
	Closed during 2016	1
	Pending end of 2016	7

<u>Conservatorships</u>	Pending end of 2015	0
	Opened during 2016	1
	Closed during 2016	1
	Pending end of 2016	0

<u>Civil Protective Services</u>	Pending end of 2015	0
	Opened during 2016	0
	Closed during 2016	0
	Pending end of 2016	0

TRUSTS:

<u>Testamentary</u>	Pending end of 2015	53
<u>Trusts</u>	Opened during 2016	4
	Closed during 2016	8
	Pending end of 2016	49

<u>Intervivos</u>	Pending end of 2015	1
<u>Trust</u>	Opened during 2016	1
	Closed during 2016	0
	Pending end of 2016	2

<u>Wrongful Death</u>	Pending end of 2015	26
<u>Trust</u>	Opened during 2016	0
	Closed during 2016	2
	Pending end of 2016	24

CIVIL ACTIONS:

<u>Concealment</u>	Pending end of 2015	3
<u>Of Assets</u>	Opened during 2016	3
	Closed during 2016	2
	Pending end of 2016	4

<u>Guardian's Complaint</u>	Pending end of 2015	3
<u>To Sell Real Estate</u>	Opened during 2016	4
	Closed during 2016	3
	Pending end of 2016	4

<u>Petition for</u>	Pending end of 2015	2
<u>Declaratory Judgment</u>	Opened during 2016	1
	Closed during 2016	2
	Pending end of 2016	1

<u>Will Contest:</u>	Pending end of 2015	1
	Opened during 2016	1
	Closed during 2016	1
	Pending end of 2016	1

<u>Petition to</u>	Pending end of 2015	0
<u>Determine Heirship</u>	Opened during 2016	0
	Closed during 2016	0
	Pending end of 2016	0

<u>Petition for Sale</u>	Pending end of 2015	3
<u>Of Real Estate</u>	Opened during 2016	2
	Closed during 2016	3
	Pending end of 2016	2

<u>Will</u>	Pending end of 2015	0
<u>Construction</u>	Opened during 2016	0
	Closed during 2016	0
	Pending end of 2016	0

<u>Other Contested</u>	Pending end of 2015	0
<u>Civil Actions</u>	Opened during 2016	2
	Closed during 2016	1
	Pending end 2016	1

ADOPTIONS:

<u>Agency</u>	Pending end of 2015	3
	Opened during 2016	3
	Closed during 2016	6
	Pending end of 2016	0

<u>Private/Foreign</u>	Pending end of 2015	8
	Opened during 2016	9
	Closed during 2016	11
	Pending end of 2016	6

<u>Step Parent</u>	Pending end of 2015	7
	Opened during 2016	12
	Closed during 2016	12
	Pending end of 2016	7

<u>Foreign (Refinalization)</u>	Pending end of 2015	0
	Opened during 2016	0
	Closed during 2016	0
	Pending end of 2016	0

<u>Adult</u>	Pending end of 2015	0
	Opened during 2016	7
	Closed during 2016	6
	Pending end of 2016	1

<u>Foreign Birth</u>	Pending end of 2015	0
<u>Certificate Only</u>	Opened during 2016	7
	Closed during 2016	7
	Pending end of 2016	0

<u>Release of Identifying Information</u>	Pending end of 2015	0
	Opened during 2016	0
	Closed during 2016	0
	Pending end of 2016	0

MENTALS:

<u>Mental Illness</u>	Pending end of 2015	0
	Opened during 2016	2
	Closed during 2016	0
	Pending end of 2016	2

<u>Mental Retardation</u>	Pending end of 2015	0
	Opened during 2016	0
	Closed during 2016	0
	Pending end of 2016	0

MINOR SETTLEMENTS:

<u>Minor Settlement</u>	Pending end of 2015	9
	Opened during 2016	12
	Closed during 2016	16
	Pending end of 2016	5

<u>Minor Estate</u>	Pending end of 2015	1
	Opened during 2016	2
	Closed during 2016	2
	Pending end of 2016	1

WRONGFUL DEATH:

<u>Wrongful Death</u>	Pending end of 2015	65
	Opened during 2016	22
	Closed during 2016	14
	Pending end of 2016	73

NAME CHANGES:

<u>Adult</u>	Pending end of 2015	9
	Opened during 2016	53
	Closed during 2016	53
	Pending end of 2016	9

<u>Minor</u>	Pending end of 2015	1
	Opened during 2016	27
	Closed during 2016	24
	Pending end of 2016	4

CORRECTION/REGISTRATION OF BIRTH:

<u>Correction of</u>	Pending end of 2015	0
<u>Birth Record</u>	Opened during 2016	7
	Closed during 2016	7
	Pending end of 2016	0
<u>Registration of</u>	Pending end of 2015	0
<u>Birth Record</u>	Opened during 2016	6
	Closed during 2016	6
	Pending end of 2016	0

MARRIAGE LICENSE:

<u>Marriage License Issued in 2016</u>	800
--	-----

This report was prepared and submitted by: Cathy Strobe
February 28, 2017

2016 PORTAGE COUNTY PROBATE COURT
FISCAL ACCOUNTING

ITEMIZED ACCOUNTING FOR
THE PORTAGE COUNTY PROBATE COURT
FOR CALENDAR YEAR 2016

OPEN ITEMS AS OF DECEMBER 30, 2015 - \$ 28,329.48

RECEIPTS

COLLECTED IN YEAR 2016 - \$331,503.56

TOTAL 2016 REVENUE **\$359,833.04**

— — —

JANUARY 2016 THROUGH DECEMBER 2016

DISBURSEMENTS – (VERIFIED BY END OF YEAR ACTUAL LISTING REPORT – ACTUAL DISBURSEMENTS TO COUNTY & STATE \$188,489.32).

- \$328,792.29

— — —

TOTAL REVENUE COLLECTED INCLUDING
MONIES PREVIOUSLY ON DEPOSIT
LESS DISBURSEMENTS AND MONIES
PRESENTLY ON DEPOSIT

- \$ 31,040.75

2004 2005 2006

OPEN ITEMS ENDING DECEMBER 30, 2016
(VERIFIED BY BANK STATEMENT LESS
OUTSTANDING CHECKS AND
OPEN ITEMS COMPUTER REPORT.)

- \$ 31,040.75

2016 PROBATE ITEMIZED ACCOUNTING

AVAILABLE ARE THIS COURT'S MONTHLY
ACCOUNT REPORTS AND THIS COURT'S BANK
ACTUAL LISTING REPORTS VERIFYING DEPOSITS
AND DISBURSEMENTS.

12/30/16 BANK BALANCE AS IS VERIFIED ON THIS COURT'S BANK STATEMENT:	-	\$47,094.42
LESS OUTSTANDING 2016 CHECKS (INCLUDES END OF MONTH DECEMBER '16 CHECKS ALSO)	-	16,053.67
BALANCE	-	<u>\$31,040.75</u>

2016 DISBURSEMENTS

\$188,489.32

CLERK FEES	-	\$103,646.33
RECORD COURIER	-	0.00
GUARDIANSHIP INVESTIGATION	-	2,800.00
ADOPTION INVESTIGATION	-	2,600.00
LEGITIMATION BIRTH CERTIFICATE	-	0.00
ADOPTION BIRTH CERTIFICATE	-	817.00
PATERNITY BIRTH CERTIFICATE	-	0.00
INDIGENT GUARDIANSHIP	-	16,862.00
DOMESTIC VIOLENCE	-	13,566.00
LEGAL AID	-	13,156.00
COMPUTER RESEARCH	-	4,629.00
COMPUTERIZATION FEE	-	15,410.00
PUTATIVE FATHER REG. FUND	-	720.00
BOND RECEIVED	-	0.00
MANUAL DISTRIBUTION	-	0.00
CHECKS	-	0.00
CONDUCT OF BUSINESS	-	798.00
PORTAGE COUNTY LEGAL NEWS	-	13,437.00
UNCLAIMED FUNDS	-	47.99

TOTAL 2016 DISBURSEMENTS	-	<u>\$188,489.32</u>
--------------------------	---	----------------------------

2016 PROBATE ITEMIZED ACCOUNTING

TOTAL DISBURSEMENTS MADE TO
PORTAGE COUNTY: - **\$161,176.32**

(REFLECTS CLERK FEES, INVESTIGATION
FEES, DOMESTIC VIOLENCE FEES,
COMPUTER RESEARCH FEES, CONDUCT OF
BUSINESS FEES, INDIGENT GUARDIANSHIP
FEES, AND UNCLAIMED FUNDS.)

(COMPUTER RESEARCH, COMPUTERIZATION
FEES, CONDUCT OF BUSINESS, AND INDIGENT
GUARDIANSHIP FEES ARE TO BE MAINTAINED
IN SEPARATE FUNDS FOR THIS COURT'S USE ONLY.)

TOTAL DISBURSEMENTS MADE TO
THE STATE OF OHIO - **\$ 13,876.00**

(REFLECTS FEES FOR ADOPTION
BIRTH CERTIFICATES, LEGAL AID,
AND PUTATIVE FATHER REG. FEES.)

TOTAL DISBURSEMENTS MADE TO THE
PORTAGE COUNTY LEGAL NEWS - **\$ 13,437.00**

(REFLECTS PUBLISHING COSTS AND
NEW CASE FILINGS.)

TOTAL 2016 DISBURSEMENTS: **\$188,489.32**

January 20, 2017

COMMON PLEAS COURT

PORTAGE COUNTY

JUVENILE DIVISION

DIRECTORY OF PERSONNEL

THE HONORABLE ROBERT W. BERGER, JUDGE

COURT SUPPORT STAFF

Joseph Szymanski	Chief Magistrate
Roxana R. Lyle	Magistrate
Tammy Dolin	Court Administrator/ Assignment Commissioner/Fiscal
Lenny Sorboro	Director of Youth Rehabilitation
Sheila Cecora	Chief Deputy Clerk
Robert White	Director of Psychology/Substance Abuse Services
Elizabeth Kehres	Court Reporter

PSYCHOLOGY DEPARTMENT SUPPORT STAFF

Rebecca McKenzie	Psychological Assistant
Christy Troyer	Administrative Assistant

DIRECTORY OF PERSONNEL
PORTAGE COUNTY JUVENILE DIVISION
8000 INFIRMARY ROAD
RAVENNA, OHIO 44266

JUVENILE DIRECTORY OF PERSONNEL CONT'D

DEPUTY CLERKS

Sheila Cecora	Chief Deputy Clerk
Lynette Ray.....	Delinquency Clerk
Margaret Carr.....	Job & Family Service Deputy Clerk
Rebecca Hale	Private Cases Deputy Clerk
Judy Sheaffer	Child Support Enforcement Clerk
Kristi Cremeans	Receptionist and Traffic Deputy Clerk
Suzanne Swanson.....	Assignment Deputy Clerk

FISCAL DEPARTMENT

Tammy Dolin	Fiscal Administrator
Judi Payden	Juvenile Court Fiscal Officer

PROBATION DEPARTMENT

Lenny Sorboro	Director of Youth Rehabilitation
Jeffrey Cunningham.....	Chief Probation Officer
Rory Franks.....	Assistant Chief Probation Officer
Christy Troyer	Administrative Assistant

JUVENILE DIRECTORY OF PERSONNEL CONT'D

Probation Dept. Cont'd.

Eugene Clinkscale.....	Probation Officer
Lenny Bahney	Probation Officer
Jessica Tamba	Probation Officer
Sara Shoemaker	Probation Officer
Tyler MacIvor	Probation Officer
Kelli Stefansic.....	Probation/Electronic Monitoring Officer
Ashley Pruitt	Diversion Services Intervention Specialist
DiAndra Gibson.....	Diversion Services Intervention Specialist
Dan Patz.....	Substance Specialist
Sara Wagner.....	Restitution/Community Service Officer
Kimberly Benner	Receptionist/Secretary

JUVENILE DIRECTORY OF PERSONNEL CONT'D

LEGAL DEPARTMENT

Brandon Wheeler, Raymond Srp	Job&Family Services Prosecutor
Nancy Morrison	Child Support Enforcement Prosecutor
Jared Smiley	State Prosecutor

BAILIFFS

Scott Wolverton
Paul Fisher
Jordan Jones

PORTAGE/GAUGA COUNTY JUVENILE DETENTION CENTER

THOMAS J. REHNERT, SUPERINTENDENT

BRANDON WINARCHICK, ADMINISTRATIVE ASSISTANT

**2016 PORTAGE COUNTY JUVENILE COURT
STATISTICS**

<u>CASE TYPE</u>	<u>DELINQUENCY</u>		<u>UNRULY</u>		<u>TRAFFIC</u>	
	<u>2016</u>	<u>2015</u>	<u>2016</u>	<u>2015</u>	<u>2016</u>	<u>2015</u>
NEW CASES FILED	392	471	31	25	539	559
TRANSFERRED IN/ REACTIVATED CASES	<u>139</u>	<u>143</u>	<u>6</u>	<u>9</u>	<u>21</u>	<u>13</u>
TOTAL	531	614	37	34	560	572

	<u>DEP./ABUSED & NEGLECTED</u>		<u>PERMANENT CUSTODY</u>	
NEW CASES FILED	214	185	6	6
TRANSFERRED IN/ REACTIVATED CASES	<u>0</u>	<u>4</u>	<u>3</u>	<u>0</u>
TOTAL	214	189	9	6

	<u>CUSTODY & VISITATION</u>		<u>PARENTAGE</u>		<u>SUPPORT ENFORCEMENT</u>	
NEW CASES FILED	192	178	34	28	102	113
TRANSFERRED IN/ REACTIVATED CASES	<u>107</u>	<u>122</u>	<u>3</u>	<u>3</u>	<u>302</u>	<u>395</u>
TOTAL	299	300	37	31	404	508

	<u>ADULT</u>		<u>OTHER</u>	
NEW CASES FILED	50	38	6	6
TRANSFERRED IN/ REACTIVATED CASES	<u>5</u>	<u>7</u>	<u>0</u>	<u>0</u>
TOTAL	55	45	6	6

TOTAL NEW CASES	1566	1609
TOTAL TRANS./REACT.	<u>586</u>	<u>696</u>
TOTAL	2152	2305

DELINQUENT CHARGES

<u>OFFENSES</u>	<u>2016</u>	<u>2015</u>	<u>OFFENSES</u>	<u>2016</u>	<u>2015</u>
AGGRAVATED MURDER	3	0	VEHICULAR VANDALISM	2	1
MURDER	1	0	AGG. ROBBERY OFFENDER ARMED	2	2
VEHICULAR ASSAULT	0	0	ROBBERY	2	2
FELONIOUS ASSAULT	1	4	ATTEMPTED BURGLARY	0	1
FELONIOUS ASSAULT DEADLY WEAPON USED	1	0	AGG. BURGLARY	0	1
COMPLICITY TO ASSAULT	0	2	BURGLARY	8	9
ASSAULT	35	48	COMPLICITY TO BURGLARY	0	1
NEGLIGENT ASSAULT	0	1	BREAKING & ENTERING	4	4
AGGRAVATED MENACING	6	10	AGG. TRESPASSING	2	0
MENACING	2	4	CRIMINAL TRESPASS	13	25
KIDNAPPING	0	2	ATTEMPTED THEFT	1	1
ATTEMPTED RAPE	0	1	THEFT	77	70
RAPE	12	3	COMPLICITY TO THEFT	0	1
GSI	13	8	COMPLICITY TO THEFT OF A MOTOR VEHICLE	0	1
SEXUAL IMPOSITION	2	1	UNAUTH. USE OF M/V	1	4
DISSEMINATING MATTER HARMFUL TO JUVENILES	0	1	UNAUTH. USE OF PROPERTY	0	3
ILLEGAL USE OF A MINOR IN NUDITY ORIENTED MATTER	1	0	MISUSE OF CREDIT CARD	4	6
PUBLIC INDECENCY	3	0	FORGERY	3	6
DISRUPTING PUBLIC SERVICE	1	0	CRIMINAL SIMULATION	0	4
COMPLICITY TO VANDALISM	2	0	RIOT	0	1
VANDALISM	6	4	RECEIVING STOLEN PROPERTY	10	10
CRIMINAL DAMAG./ENDANG.	15	18	COMPLICITY TO RSP	0	1
CRIMINAL MISCHIEF	9	11	DISORDERLY CONDUCT	34	47

<u>OFFENSES</u>	<u>2016</u>	<u>2015</u>	<u>OFFENSES</u>	<u>2016</u>	<u>2015</u>
TELECOMM. HARASSMENT	3	2	POSS. OF CRIMINAL TOOLS	6	4
INDUCING PANIC	2	3	TRAFFICKING IN DRUGS	4	12
MAKING FALSE ALARMS	2	9	TRAFFICKING IN MARIJUANA	3	4
COMPLICITY TO MAKING FALSE ALARMS	0	2	ILLEGAL ASSEMBLY/POSS OF CHEM. FOR MANUF OF DRUG	0	1
TAMPERING WITH EVIDENCE	1	5	POSS. OF MARIJUANA	17	14
DOMESTIC VIOLENCE	67	59	DRUG ABUSE	2	12
FALSIFICATION	1	5	POSSESSION OF DRUGS	31	46
FALSE REPORT OF CHILD ABUSE/NEGLECT	0	1	POSSESSING DRUG ABUSE INSTRUMENTS	1	1
OBST. OFFICIAL BUSINESS	6	20	POSS. OF DRUG PARAPH.	31	34
FAILURE TO COMPLY WITH ORDER/SIGNAL	2	3	SPECIF. THAT OFFENDER DISPLAYED, BRANDISHED, POSS. OF OR USED FIREARM	1	0
RESISTING ARREST	3	6	LITTERING	0	1
ILLEG CONVEY OF ITEMS INTO DETENTION FACILITY	1	0	OPEN CONTAINER	1	3
ILLEGAL CONVEY./POSS. OF A DEADLY WEAPON IN SCHOOL ZONE	0	1	PROHIBITIONS	44	58
CCW	0	4	DANGEROUS DRUGS	0	1
HAVING WEAPONS UNDER DISABILITY	1	1	POSSESSION OF AIR GUN	0	1
COMPLICITY TO DISCHARGE FIREARMS	1	0	TOBACCO VIOLATION	2	0
DISCHARGING FIREARMS	0	4	TRUANCY BY DELINQ.	31	42
IMPROPER HANDLING OF A FIREARM IN A M/V	3	2	UNRULY OFFENSES FILED W DELINQUENT OFFENSE	27	41
POSSESSING A DEFACED FIREARM	1	0			
UNLAWFUL TRANSACTIONS IN WEAPONS	2	0	TOTAL CHARGES	573	721
			TOTAL CASES	531	614

NOTICE OF ALLEGED PROBATION/DISPOSITION VIOLATIONS

	<u>2016</u>	<u>2015</u>
EXTEND THE CHILD'S PROBATION	2	0
IMPOSE THE CHILD'S PREV. SUSPENDED PERIOD OF DETENTION	0	0
REVIEW AND/OR MODIFY THE COURT'S PREV. DISP. ORDER	2	1
REVOKE THE COURT'S PREV. ORDER OF HOUSE ARREST & DETAIN	2	3
REVOKE THE CHILD'S PROBATION	66	99
PAROLE VIOLATIONS	0	2
DISPOSITION VIOLATIONS	<u>35</u>	<u>21</u>
TOTAL	107	126

ADULT CHARGES FILED

	<u>2016</u>	<u>2015</u>
CONTRIBUTING TO THE UNRULINESS/DELINQUENCY OF A MINOR	20	30
FAILING TO SEND CHILD TO SCHOOL	<u>36</u>	<u>35</u>
TOTAL	56	65

UNRULY CHARGES

<u>OFFENSE</u>	<u>2016</u>	<u>2015</u>
CURFEW	6	11
RUNAWAY	6	1
TOBACCO VIOL.	0	2
TRUANCY	0	1
UNRULY	<u>28</u>	<u>19</u>
TOTAL	40	34

WARRANTS

	<u>ISSUED</u>	<u>SERVED</u>
ADULT	7	5
CIVIL	82	79
DELINQ./UNRULY	57	47
TRAFFIC	<u>3</u>	<u>4</u>
	149	135

TRAFFIC CHARGES

<u>OFFENSE</u>	<u>2016</u>	<u>2015</u>	<u>OFFENSE</u>	<u>2016</u>	<u>2015</u>
OWNER REQ. TO FILE APPLIC	2	1	RESTRICT AGAINST OWNER LENDING VEHICLE	0	2
FAILURE TO DISPLAY PLATES	7	6	DRIV USING ELECTRONIC WIRELESS COMMUN	2	1
OPERATORS PERMIT W/O A LICENSED DRIVER	4	5	ASSURED CLEAR DISTANCE	64	61
CURFEW VIOL. ON TEMP. PERMIT	1	0	APPROACHING STATIONARY PUBLIC SAFETY VEHICLE	3	0
DRIV UNDER FRA SUSP.	1	1	SLOW SPEED	0	1
DRIV UNDER SUSPENSION/ FAIL TO REINSTATE	1	1	SPEED	126	107
DRIV. UNDER SUSPENSION	4	4	SPEED FOR CONDITIONS	19	14
NO OPERATORS LICENSE	16	22	SPEED ZONE REDUCED	55	52
PROB. LICENSE FOR MINOR	12	15	SPEED ZONES 55 MPH	18	57
FAILURE TO DISPLAY O.L.	2	2	SPEED ZONE 65 MPH	7	16
DISOBEYING TRAFFIC CONTROL DEVICE/SIGNS	7	10	SPEED ZONE 70 MPH/EXCESS OF 70 MPH	40	24
SIGNAL LIGHTS	8	7	LANES OF TRAVEL	4	4
PHYSICAL CONTROL/ UNDER THE INFLUENCE	1	0	RULES OF PASSING VEHICLES	1	2
D.U.I.	7	14	PASSING ON THE RIGHT	0	1
CONTROLLED SUBSTANCES/ METABOLITE	1	6	DRIVING LEFT OF CENTER	1	0
O.V.U.A.C.	3	8	DRIVING IN MARKED LANES	10	14
OVI REFUSAL	1	0	FOLLOWING TOO CLOSE	3	1
WILLFUL WANTON DISREGARD	0	3	TURNS AT INTERSECTIONS	0	2
RECKLESS OPERATION	4	4	STARTING & BACKING	2	4
RECKLESS OPERATION ON PRIVATE PROPERTY	1	3	TURN & STOP SIGNS	2	4
FAILURE TO CONTROL	50	48	FTY @ INTERSECTIONS	1	2
			FTY TURNING LEFT	17	11

TRAFFIC CHARGES

<u>OFFENSE</u>	<u>2016</u>	<u>2015</u>			
FTY @ STOP & YIELD SIGNS	25	19			
FTY FROM PRIVATE DRIVE	7	9			
FTY TO PUBLIC SAFETY VEHICLES	1	0			
FTY TO PEDESTRIAN	1	0			
RIDING OUTSIDE OF VEHICLE	1	0			
OBST. & INTERF. AFFECTING VIEW/CONTROL	1	0			
SCHOOL BUS VIOLATION	2	1			
UNSAFE VEHICLE	3	0			
LIGHTED LIGHTS REQUIRED	1	1			
HEADLIGHTS	4	1			
TAIL & LICENSE LIGHTS	3	4			
COWEL, FENDER & BACKUP LIGHTS	1	0			
TWO LIGHTS DISPLAYED	2	4			
FAILURE TO DIM LIGHTS	3	1			
MUFFLERS & EXHAUST	3	1			
TINTED WINDSHIELDS	1	2			
SEATBELT	43	45			
OPERT. ON OR NEAR HWY, STREET OR ROAD	1	0			
HIT, SKIP LEAVING THE SCENE	1	1			
FICTITIOUS PLATES	1	1			
MAXIMUM WIDTH, HEIGHT & LENGTH	0	1			
FAILURE TO OBEY	2	0			
			PORTAGE COUNTY LAW ENFORCEMENT FILINGS	<u>2016</u>	<u>2015</u>
			AURORA	45	40
			BRADY LAKE	1	1
			BRIMFIELD	19	11
			GARRETTSVILLE	8	7
			HIRAM	7	6
			KENT	70	55
			KENT STATE UNIVERSITY	0	0
			MOGADORE	4	0
			MANTUA	4	12
			ODNR	0	0
			OSP POST 67	263	306
			OSP 91	18	31
			PCSO	40	34
			RAVENNA	25	12
			STREETSBORO	61	72
			WINHDAM	8	7
			TOTAL PORTAGE COUNTY	573	594
			FILINGS TRANSFERRED FROM OTHER COUNTIES	42	37
			TOTAL TRAFFIC CHARGES	615	631
			TOTAL TRAFFIC CASES	560	569

DEPENDENT, NEGLECTED & ABUSED CHARGES

<u>DEPENDENCY</u>	<u>2016</u>	<u>2015</u>
DEPARTMENT OF JOB & FAMILY SERVICES - EMERGENT	130	127
DEPARTMENT OF JOB & FAMILY SERVICES - NON-EMERGENT	80	58
PRIVATE ATTORNEY FILING	4	0
TOTAL	214	185

NEGLECT

DEPARTMENT OF JOB & FAMILY SERVICES - EMERGENT	119	95
DEPARTMENT OF JOB & FAMILY SERVICES - NON -EMERGENT	71	41
PRIVATE ATTORNEY FILING	4	0
TOTAL	194	136

ABUSED

DEPARTMENT OF JOB & FAMILY SERVICES - EMERGENT	118	117
DEPARTMENT OF JOB & FAMILY SERVICES - NON- EMERGENT	69	48
PRIVATE ATTORNEY FILING	<u>4</u>	<u>0</u>
TOTAL	191	165

<u>MOTION FOR PERMANENT CUSTODY/SURRENDER</u>	9	6
--	----------	----------

ALL OTHER CASES

INTERSTATE COMPACT	0	1
NOTICE OF ADOPTION AGREEMENT	5	3
PETITION FOR CIVIL PROTECTION ORDER	<u>1</u>	<u>1</u>
TOTAL	6	5

PATERNITY

PATERNITY COMPLAINT - PRIVATE COUNSEL FILINGS	22	17
PATERNITY COMPLAINT - CHILD SUPPORT ENFORCEMENT FILINGS	<u>12</u>	<u>11</u>
TOTAL	34	28

CUSTODY AND VISITATION**NEW CASES FILED**

	<u>2016</u>	<u>2015</u>
CARETAKER AUTHORIZATION FORM	18	3
COMPLAINT FOR CUSTODY	107	101
COMPLAINT FOR CUSTODY AND CHILD SUPPORT	7	7
COMPLAINT FOR SHARED PARENTING	7	4
COMPLAINT TO ESTABLISH VISITATION	15	21
POWER OF ATTORNEY	38	42
TOTAL	192	178

TRANSFERRED/REACTIVATED CASES & MOTIONS

COMPLAINT FOR CUSTODY (TRANSFER IN)	1	4
MOTION FOR CHANGE OF CUSTODY	37	24
MOTION FOR CONTEMPT	14	14
MOTION FOR CUSTODY	20	46
MOTION TO MODIFY VISITATION	14	6
MOTION TO MODIFY SHARED PARENTING	7	3
MOTION FOR SHARED PARENTING	3	4
MOTION FOR VISITATION	7	17
MOTION TO TERMINATE VISITATION	4	2
SECOND/SUBSEQUENT POA/CA	<u>0</u>	<u>2</u>
TOTAL	107	122

SUPPORT ENFORCEMENT OR MODIFICATION**NEW CASES FILED**

COMPLAINT FOR CHILD SUPPORT	4	3
COMPLAINT FOR CHILD SUPPORT/ADOPTION OF ADMIN. ORDERS	89	102
MOTION TO MODIFY CHILD SUPPORT	2	0
MOTION TO TERMINATE CHILD SUPPORT	4	4
REVIEW/OBJECTION TO ADMINISTRATIVE ORDER	<u>3</u>	<u>4</u>
TOTAL	102	113

TRANSFERRED/REACTIVATED CASES & MOTIONS

MOTION FOR CHILD SUPPORT	29	83
MOTION FOR CONTEMPT	4	3
MOTION TO DETERMINE ARREARAGES AND CONTEMPT	128	166
MOTION TO IMPOSE SUSPENDED SENTENCE/CONTEMPT	9	14
MOTION TO MODIFY CHILD SUPPORT	10	17
MOTION TO TERMINATE CHILD SUPPORT	11	6
NOTICE OF REVISED AMOUNT OF CHILD SUPPORT	107	102
REVIEW/OBJECTION TO ADMINISTRATIVE ORDER	<u>4</u>	<u>4</u>
TOTAL	302	395

DISPOSITION STATISTICS***DELINQUENCY CASES***

BINDOVER	3
COMMUNITY SERVICE	11
COSTS	12
COSTS SUSPENDED	2
DISMISSED	165
DYS	3
DYS SUSPENDED	12
JAIL	1
NO DISPOSITION ORDERED	1
PROBATION	4
TRAINING/TREATMENT/EVAL.	96
TRAINING/TREATMENT/EVAL. SUSPENDED	157
TRANSFER TO ANOTHER COUNTY	54
WARRANT	24
TOTAL	545

UNRULY CASES*

COMMUNITY SERVICE	3
COSTS	3
COSTS SUSPENDED	1
DISMISSED	17
NO DISPOSITION	1
PROBATION	7
TRANSFER TO ANOTHER COUNTY	3
WARRANT	3
TOTAL	38

TRAFFIC CASES*

ADMIT	340
ADMIT/AMENDED CHARGE	58
ADMIT -WAIVER CITATION	147
DISMISSED	12
NO DISPOSITION	1
NO CONTEST	2
TRANSFER TO ANOTHER COUNTY	1
WARRANT	3
TOTAL	564

OTHER CASES

DISMISSED	1
NO DISPOSITION	5
TOTAL	6

DEP./NEG./ABUSED CASES*

DISMISSED	22
LEGAL CUSTODY	9
LEGAL CUST. PROT. SUPERV.	15
PERMANENT CUSTODY	2
PROTECTIVE SUPERVISION	33
TEMP. CUSTODY/PCDJFS	84
TEMP. CUSTODY/PCDJFS WITH ORDER OF PROTECTIVE SUPERV	19
TRANSFER TO ANOTHER COUNTY	1
TOTAL	185

PERMANENT CUSTODY

DISMISSED	2
LEGAL CUSTODY GRANTED	1
NO DISPOSITION	1
PERMANENT CUSTODY GRANTED	3
STAYED	2
TOTAL	9

ADULT CASES*

COSTS	21
DISMISSED	20
WARRANT	8
TOTAL	49

**CUSTODY & VISIT./PATERNITY/
SUPPORT ENFORCEMENT**

ADMIT	25
COMPLAINT DENIED	4
COMPLAINT GRANTED	182
COMPLAINT WITHDRAWN	2
CONSOLIDATED	2
DISMISSED COMPLAINT/MOTION	58
MODIFICATION GRANTED	106
MOTION DENIED	5
MOTION GRANTED	189
MOTION OVERRULED	3
MOT TO WITHDRAW MOT GRANTED	49
NO DISPOSITION ORDERED	82
SHARED PARENTING	23
STAYED	2
WARRANT	43
TOTAL	775

*DISPOSITIONS ABOVE REPRESENT THE PRINCIPLE DISPOSITION ORDERED. A CASE CAN HAVE MORE THAN ONE DISPOSITION.

2016 PORTAGE COUNTY JUVENILE COURT
FISCAL ACCOUNTING

**ITEMIZED ACCOUNTING FOR
THE PORTAGE COUNTY JUVENILE COURT
FOR CALENDAR YEAR 2016**

REVENUE:

OPEN ITEMS AS OF DECEMBER 30, 2015	-	\$ 22,769.13
RECEIPTS COLLECTED IN YEAR 2016	-	170,129.68
TOTAL 2016 REVENUE	-	<u>\$192,898.81</u>

- - -

DISBURSEMENTS:

JANUARY 2016 THROUGH DECEMBER 2016
DISBURSEMENTS (VERIFIED BY END OF YEAR
ACTUAL LISTING REPORTS-ACTUAL DISBURSMENTS
TO COUNTY AND STATE \$108,546.19)

TOTAL DISBURSEMENTS FOR 2016	-	<u>\$169,651.43</u>
------------------------------	---	----------------------------

- - -

TOTAL REVENUE COLLECTED INCLUDING
MONIES PREVIOUSLY ON DEPOSIT LESS
DISBURSEMENTS AND MONIES
PRESENTLY ON DEPOSIT

	-	<u>\$ 23,247.38</u>
--	---	----------------------------

- - -

OPEN ITEMS ENDING DECEMBER 30, 2016
(VERIFIED BY BANK STATEMENT
AND OPEN ITEMS COMPUTER REPORT)

	-	<u>\$ 23,247.38</u>
--	---	----------------------------

ITEMIZED ACCOUNTING
JUVENILE COURT 2016

12/30/16 ENDING BANK BALANCE (VERIFIED ON THIS COURT'S 12/2016 BANK STATEMENT, \$25,854.93 + \$437.68 deposits in transit)	-	\$26,292.61
LESS OUTSTANDING CHECKS (INCLUDED ARE DECEMBER 2016 END OF MONTH CHECKS NOT YET CASHED)	-	\$ 3,045.23
BALANCE FOR YEAR 2016	-	<u>\$23,247.38</u>

AVAILABLE ARE THIS COURT'S MONTHLY ACTUAL LISTING REPORTS
AND THIS COURT'S BANK TRANSACTION LISTING REPORTS VERIFYING
DEPOSITS AND REFUNDS.

- - -

2016 DISBURSEMENTS TOTALING
\$ 108,546.19

REHABILITATIVE SUPPORT	-	\$ 6,782.90
COURT COSTS	-	33,949.66
COUNTY FINES	-	14,755.52
REPARATION/VICTIM CRIME	-	6,483.11
SEATBELT FINES	-	1,174.00
OHIO STATE PATROL FINES	-	3,788.69
CLERK FEES	-	515.74
COMPUTER RESEARCH	-	3,134.57
COMPUTERIZATION FEE	-	10,461.41
BRIMFIELD POLICE DEPARTMENT	-	272.50
MILTON POLICE DEPARTMENT	-	15.00
INDIGENT APPLICATION FEES	-	1,825.00
LAW LIBRARY	-	307.50
PORTAGE COUNTY LEGAL NEWS	-	1,332.06
DRUG LAW ENFORCEMENT FUND	-	1,525.50
INDIGENT DRIVER'S ALCOHOL FUND	-	675.00
INDIGENT DEFENSE SUPPORT FUND	-	16,097.56
JUSTICE PROGRAM SERVICE	-	49.50
RETURN OF BONDS	-	2,909.71
UNCLAIMED FUNDS	-	196.17
LEGAL AID	-	1,831.76
CONVENIENCE FEE	-	443.33
BROOKFIELD POLICE DEPARTMENT	-	10.00
SMITH TOWNSHIP PD	-	10.00

TOTAL 2016 DISBURSEMENTS - \$108,546.19

ITEMIZED ACCOUNTING
JUVENILE COURT 2016**2016 DISBURSEMENTS**
MADE TO PORTAGE COUNTY:

\$ 6,782.90 Detention Support Fees
33,949.66 Court Costs
14,755.52 County Fines
515.74 Clerk Fees
3,134.57 Computer Research
10,461.41 Computerization Fees
196.17 Unclaimed Funds
443.33 Convenience Fee

TOTAL: \$ 70,239.30

2016 DISBURSEMENTS MADE
TO THE STATE OF OHIO:

\$ 6,483.11 Reparation/Victim Crime
1,174.00 Seatbelt Fees
3,788.69 OSP Fines
49.50 Justice Program Services
1,525.50 Drug Law Enforcement Fund
675.00 Indigent Alcohol Driver's Fund
16,097.56 Indigent Defense Support fund
1,831.76 Legal Aid

TOTAL: \$31,625.12

OTHER 2016 DISBURSEMENTS:

\$1,332.06 Portage County Legal News for Publication costs
307.50 Portage County Law Library
1,825.00 Indigent Application Fee
2,909.71 Return of Bonds

TOTAL: \$6,374.27

2016 DISBURSEMENTS TO POLICE AGENCIES:

\$ 272.50 Brimfield Police Department
15.00 Milton Police Department
10.00 Brookfield Police Department
10.00 Smith Township Police Department

TOTAL: \$307.50

TOTAL 2016 DISBURSEMENTS: \$ 108,546.19
January 17, 2017

**2016 PORTAGE COUNTY JUVENILE COURT
DEPARTMENT OF YOUTH REHABILITATION
STATISTICAL DATA**

DEPARTMENT OF YOUTH REHABILITATION

STATISTICAL DATA

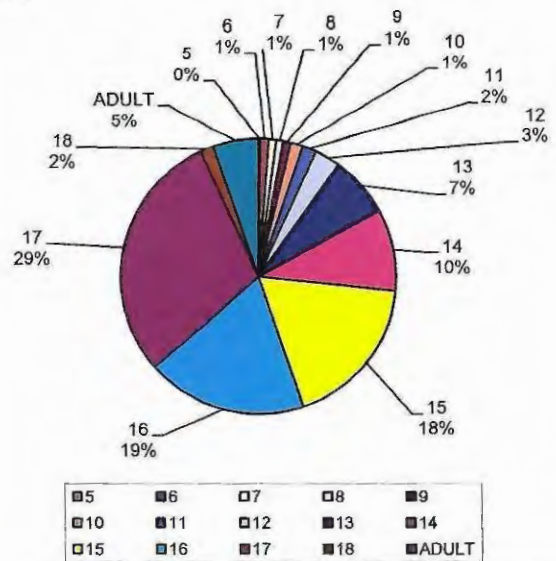
2016

CLASSIFICATION BY COMPLAINTS RECEIVED

1. Classification by Age
2. Classification by Gender
3. Classification by Offense Level
4. Classification by Race
5. Classification by Action Taken
6. Classification by Referral Source
 - A. Law Enforcement Departments
 - B. Department of Youth Rehabilitation
 - C. Out of County Departments
 - D. Portage County Schools
7. Classification by Offense

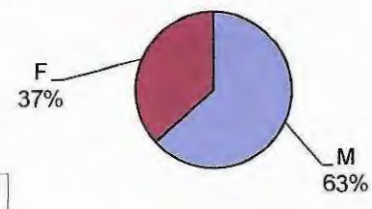
AGE	TOTAL	PERCENT
5	2	0.18%
6	11	0.99%
7	10	0.90%
8	9	0.81%
9	10	0.90%
10	16	1.43%
11	18	1.61%
12	34	3.05%
13	80	7.17%
14	107	9.60%
15	202	18.12%
16	211	18.92%
17	328	29.42%
18	17	1.52%
ADULT	60	5.38%
TOTAL	1115	100.00%

AGE



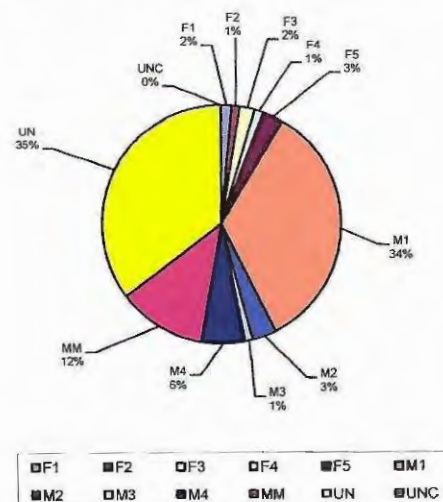
GENDER	TOTAL	PERCENT
M	707	63.41%
F	408	36.59%
TOTAL	1115	100.00%

GENDER



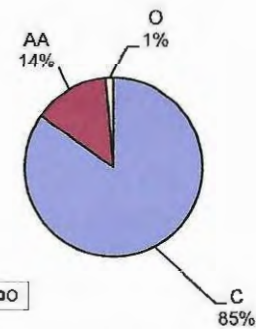
OFFENSE LEVEL	TOTAL	PERCENT
F1	16	1.43%
F2	12	1.08%
F3	23	2.06%
F4	13	1.17%
F5	32	2.87%
M1	379	33.99%
M2	36	3.23%
M3	12	1.08%
M4	66	5.92%
MM	133	11.93%
UN	393	35.25%
UNC	0	0.00%
TOTAL	1115	100.00%

OFFENSE LEVEL



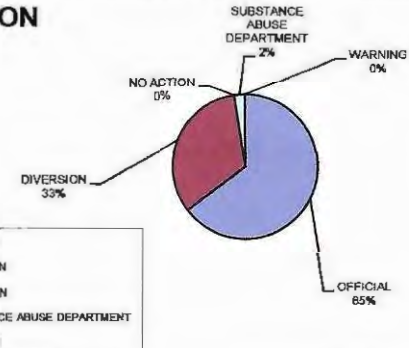
RACE	TOTAL	PERCENT
C	945	84.75%
AA	154	13.81%
O	16	1.43%
TOTAL	1115	100.00%

RACE



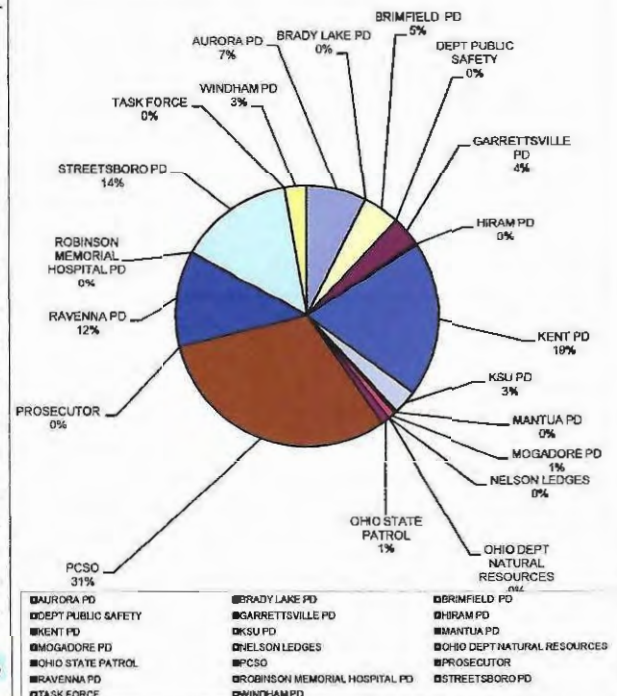
ACTION	TOTAL	PERCENT
OFFICIAL	722	64.75%
DIVERSION	366	32.83%
NO ACTION	0	0.00%
SUBSTANCE ABUSE DEPARTMENT	27	2.42%
WARNING	0	0.00%
TOTAL	1115	100.00%

ACTION



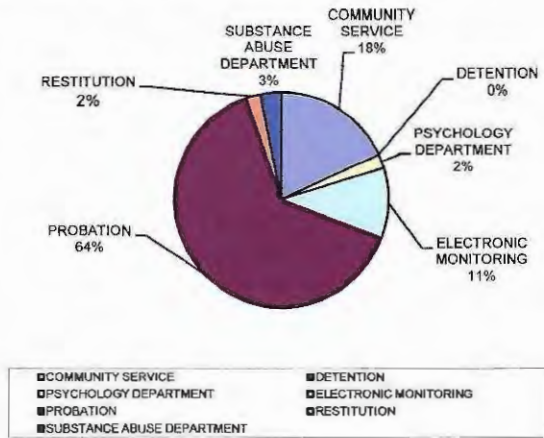
LAW ENFORCEMENT REFERRALS	TOTAL	PERCENT
AURORA PD	49	7.40%
BRADY LAKE PD	0	0.00%
BRIMFIELD PD	30	4.53%
DEPT PUBLIC SAFETY	0	0.00%
GARRETTSVILLE PD	24	3.63%
HIRAM PD	2	0.30%
KENT PD	127	19.18%
KSU PD	20	3.02%
MANTUA PD	2	0.30%
MOGADORE PD	6	0.91%
NELSON LEDGES	0	0.00%
OHIO DEPT NATURAL RESOURCES	0	0.00%
OHIO STATE PATROL	7	1.06%
PCSO	204	30.82%
PROSECUTOR	0	0.00%
RAVENNA PD	79	11.93%
ROBINSON MEMORIAL HOSPITAL PD	0	0.00%
STREETSBORO PD	94	14.20%
TASK FORCE	0	0.00%
WINDHAM PD	18	2.72%
TOTAL	662	100.00%

LAW ENFORCEMENT REFERRALS



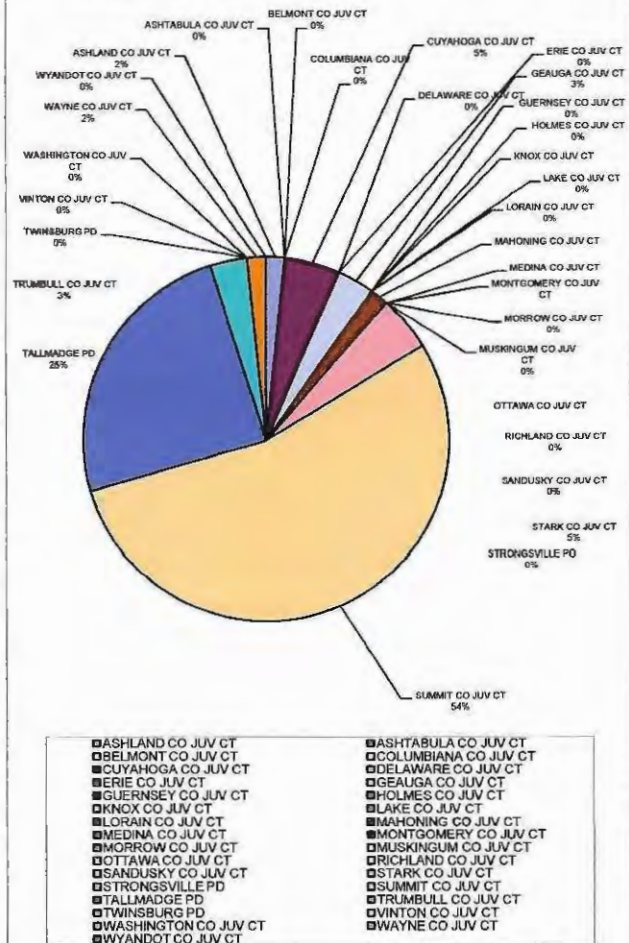
COURT REFERRALS	TOTAL	PERCENT
COMMUNITY SERVICE	17	18.09%
DETENTION	0	0.00%
PSYCHOLOGY DEPARTMENT	2	2.13%
ELECTRONIC MONITORING	10	10.64%
PROBATION	60	63.83%
RESTITUTION	2	2.13%
SUBSTANCE ABUSE DEPARTMENT	3	3.19%
TOTAL	94	100.00%

COURT REFERRALS

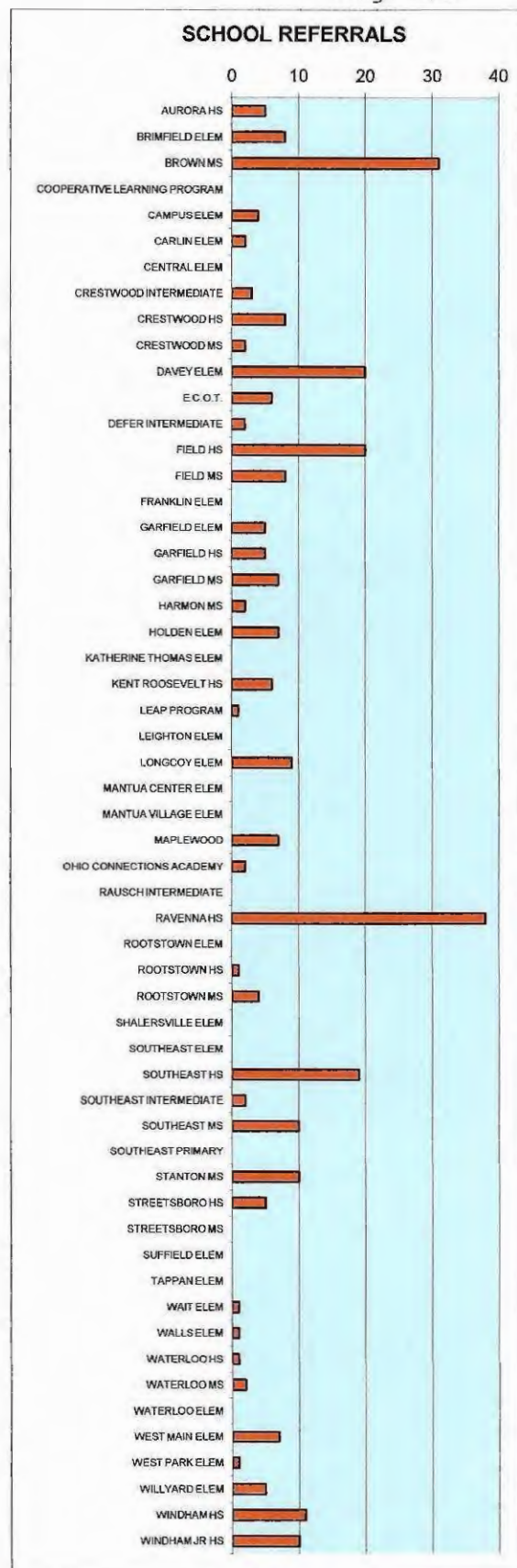


OUT OF COUNTY REFERRALS	TOTAL	PERCENT
ASHLAND CO JUV CT	1	1.64%
ASHTABULA CO JUV CT	0	0.00%
BELMONT CO JUV CT	0	0.00%
COLUMBIANA CO JUV CT	0	0.00%
CUYAHOGA CO JUV CT	3	4.92%
DELAWARE CO JUV CT	0	0.00%
ERIE CO JUV CT	0	0.00%
GEAUGA CO JUV CT	2	3.28%
GUERNSEY CO JUV CT	0	0.00%
HOLMES CO JUV CT	0	0.00%
KNOX CO JUV CT	0	0.00%
LAKE CO JUV CT	0	0.00%
LORAIN CO JUV CT	0	0.00%
MAHONING CO JUV CT	1	1.64%
MEDINA CO JUV CT	0	0.00%
MONTGOMERY CO JUV CT	0	0.00%
MORROW CO JUV CT	0	0.00%
MUSKINGUM CO JUV CT	0	0.00%
OTTAWA CO JUV CT	0	0.00%
RICHLAND CO JUV CT	0	0.00%
SANDUSKY CO JUV CT	0	0.00%
STARK CO JUV CT	3	4.92%
STRONGSVILLE PD	0	0.00%
SUMMIT CO JUV CT	33	54.10%
TALLMADGE PD	15	24.59%
TRUMBULL CO JUV CT	2	3.28%
TWINSBURG PD	0	0.00%
VINTON CO JUV CT	0	0.00%
WASHINGTON CO JUV CT	0	0.00%
WAYNE CO JUV CT	1	1.64%
WYANDOT CO JUV CT	0	0.00%
TOTAL	61	100.00%

OUT OF COUNTY REFERRALS



SCHOOL REFERRALS	TOTAL	PERCENT
AURORA HS	5	1.68%
BRIMFIELD ELEM	8	2.68%
BROWN MS	31	10.40%
COOPERATIVE LEARNING PROGRAM	0	0.00%
CAMPUS ELEM	4	1.34%
CARLIN ELEM	2	0.67%
CENTRAL ELEM	0	0.00%
CRESTWOOD INTERMEDIATE	3	1.01%
CRESTWOOD HS	8	2.68%
CRESTWOOD MS	2	0.67%
DAVEY ELEM	20	6.71%
E.C.O.T.	6	2.01%
DEFER INTERMEDIATE	2	0.67%
FIELD HS	20	6.71%
FIELD MS	8	2.68%
FRANKLIN ELEM	0	0.00%
GARFIELD ELEM	5	1.68%
GARFIELD HS	5	1.68%
GARFIELD MS	7	2.35%
HARMON MS	2	0.67%
HOLDEN ELEM	7	2.35%
KATHERINE THOMAS ELEM	0	0.00%
KENT ROOSEVELT HS	6	2.01%
LEAP PROGRAM	1	0.34%
LEIGHTON ELEM	0	0.00%
LONGCOY ELEM	9	3.02%
MANTUA CENTER ELEM	0	0.00%
MANTUA VILLAGE ELEM	0	0.00%
MAPLEWOOD	7	2.35%
OHIO CONNECTIONS ACADEMY	2	0.67%
RAUSCH INTERMEDIATE	0	0.00%
RAVENNA HS	38	12.75%
ROOTSTOWN ELEM	0	0.00%
ROOTSTOWN HS	1	0.34%
ROOTSTOWN MS	4	1.34%
SHALERSVILLE ELEM	0	0.00%
SOUTHEAST ELEM	0	0.00%
SOUTHEAST HS	19	6.38%
SOUTHEAST INTERMEDIATE	2	0.67%
SOUTHEAST MS	10	3.36%
SOUTHEAST PRIMARY	0	0.00%
STANTON MS	10	3.36%
STREETSBORO HS	5	1.68%
STREETSBORO MS	0	0.00%
SUFFIELD ELEM	0	0.00%
TAPPAN ELEM	0	0.00%
WAIT ELEM	1	0.34%
WALLS ELEM	1	0.34%
WATERLOO HS	1	0.34%
WATERLOO MS	2	0.67%
WATERLOO ELEM	0	0.00%
WEST MAIN ELEM	7	2.35%
WEST PARK ELEM	1	0.34%
WILLYARD ELEM	5	1.68%
WINDHAM HS	11	3.69%
WINDHAM JR HS	10	3.36%
TOTAL	298	100.00%




OFFENSE - Page 1

TOTAL PERCENT

AGGRAVATED ARSON	0	0.00%
AGGRAVATED ASSAULT	0	0.00%
AGGRAVATED BURGLARY	0	0.00%
AGGRAVATED MENACING	6	0.54%
AGGRAVATED MURDER	3	0.27%
AGGRAVATED POSSESSION DRUGS	1	0.09%
AGGRAVATED ROBBERY	1	0.09%
AGGRAVATED TRESPASS	1	0.09%
AGGRAVATED VEHICULAR ASSAULT	0	0.00%
ARSON	0	0.00%
ASSAULT	33	2.96%
ASSAULT-DETENTION OFFICER	0	0.00%
ASSAULT-POLICE OFFICER	0	0.00%
ASSAULT-TEACHER	0	0.00%
ATTEMPT ARSON	0	0.00%
ATTEMPT BURGLARY	0	0.00%
ATTEMPT FELONIOUS ASSAULT	0	0.00%
ATTEMPT GROSS SEXUAL IMPOSITION	0	0.00%
ATTEMPT RAPE	0	0.00%
ATTEMPT THEFT	1	0.09%
BREAKING AND ENTERING	4	0.36%
BURGLARY	6	0.54%
CARRYING CONCEALED WEAPON	0	0.00%
CHILD ENDANGERING	0	0.00%
COMPLICITY AGGRAVATED BURGLARY	0	0.00%
COMPLICITY AGGRAVATED ROBBERY	0	0.00%
COMPLICITY ARSON	0	0.00%
COMPLICITY ASSAULT	0	0.00%
COMPLICITY AUTO THEFT	0	0.00%
COMPLICITY BURGLARY	0	0.00%
COMPLICITY CONTRIBUTING	0	0.00%
COMPLICITY CRIMINAL DAMAGING	0	0.00%
COMPLICITY DRUG ABUSE	0	0.00%
COMPLICITY DRUG PARAPHERNALIA	0	0.00%
COMPLICITY DRUG TRAFFICKING	0	0.00%
COMPLICITY FALSE ALARM	0	0.00%
COMPLICITY FELONIOUS ASSAULT	0	0.00%
COMPLICITY FIREARM HABITATION	0	0.00%
COMPLICITY IMPROPER HANDLE FIREARM	0	0.00%
COMPLICITY MANUFACTURE DRUGS	0	0.00%
COMPLICITY ROBBERY	0	0.00%
COMPLICITY THEFT	1	0.09%
COMPLICITY VANDALISM	2	0.18%
CONTRIBUTING	21	1.88%
CRIMINAL DAMAGING	23	2.06%
CRIMINAL MISCHIEF	7	0.63%
CRIMINAL SIMULATION	0	0.00%
CRIMINAL TRESPASS	23	2.06%
CULTIVATION MARIJUANA	0	0.00%
CURFEW	42	3.77%
DANGEROUS DRUGS	0	0.00%
DANGEROUS ORDNANCE	0	0.00%
DISCHARGE FIREARM	0	0.00%
DISCHARGE FIREARM HABITATION	2	0.18%
DISCHARGE FIREWORKS	0	0.00%
DISORDERLY CONDUCT	43	3.86%
DISRUPTING PUBLIC SERVICE	1	0.09%
DISSEMINATE HARMFUL MATTER	1	0.09%
DOMESTIC VIOLENCE	64	5.74%
DRUG ABUSE	1	0.09%

OFFENSES




OFFENSE - Page 2

PERCENT

DRUG ABUSE INSTRUMENTS	1	0.09%
DRUG PARAPHERNALIA	33	2.96%
DRUG TAMPERING	0	0.00%
DRUG TRAFFICKING	6	0.54%
ESCAPE	0	0.00%
ETHNIC INTIMIDATION	0	0.00%
FAIL TO STOP-ACCIDENT	0	0.00%
FAIL TO SUBMIT-SCHOOL	0	0.00%
FAILURE TO COMPLY	2	0.18%
FAILURE TO SEND TO SCHOOL	35	3.14%
FALSE ALARM	0	0.00%
FALSE INFORMATION	0	0.00%
FALSIFICATION	1	0.09%
FELONIOUS ASSAULT	2	0.18%
FELONIOUS THEFT	0	0.00%
FICTITIOUS ID	0	0.00%
FLEEING AND ELUDING	0	0.00%
FORGERY	3	0.27%
GRAND THEFT	1	0.09%
GRAND THEFT AUTO	3	0.27%
GROSS SEXUAL IMPOSITION	12	1.08%
HARASSMENT BY INMATE	0	0.00%
IDENTITY FRAUD	0	0.00%
ILLEGAL CONVEYANCE DRUGS	1	0.09%
ILLEGAL MANUFACTURE DRUGS	0	0.00%
ILLEGAL POSSESSION DEADLY WEAPON	0	0.00%
ILLEGAL USE OF A MINOR IN NUDITY	1	0.09%
IMPROPER HANDLE FIREARMS	3	0.27%
INCITING VIOLENCE	0	0.00%
INDUCING PANIC	2	0.18%
INTIMIDATION OF VICTIM	0	0.00%
INVOLUNTARY MANSLAUGHTER	0	0.00%
KIDNAPPING	0	0.00%
LITTERING	1	0.09%
MAKING FALSE ALARM	2	0.18%
MAKING FALSE REPORT	0	0.00%
MENACING	3	0.27%
MISUSE OF CREDIT CARD	4	0.36%
MURDER	1	0.09%
NEGLIGENT ASSAULT	0	0.00%
NEGLIGENT HUNTING	0	0.00%
NUDITY ORIENTED MATERIAL	0	0.00%
OBSTRUCT JUSTICE	0	0.00%
OBSTRUCT OFFICIAL BUSINESS	8	0.72%
OPEN CONTAINER	3	0.27%
PARTICIPATING CRIMINAL GANG	0	0.00%
PASS BAD CHECKS	0	0.00%
PERJURY	0	0.00%
POSSESSION CONTROLLED SUBSTANCE	0	0.00%
POSSESSION CRIMINAL TOOLS	6	0.54%
POSSESSION DEFACED FIREARM	3	0.27%
POSSESSION DRUG ABUSE INSTRUMENT	0	0.00%
POSSESSION DRUGS	9	0.81%
POSSESSION MARIJUANA	50	4.48%
PROHIBITIONS	50	4.48%
PUBLIC INDECENCY	3	0.27%
RAPE	11	0.99%

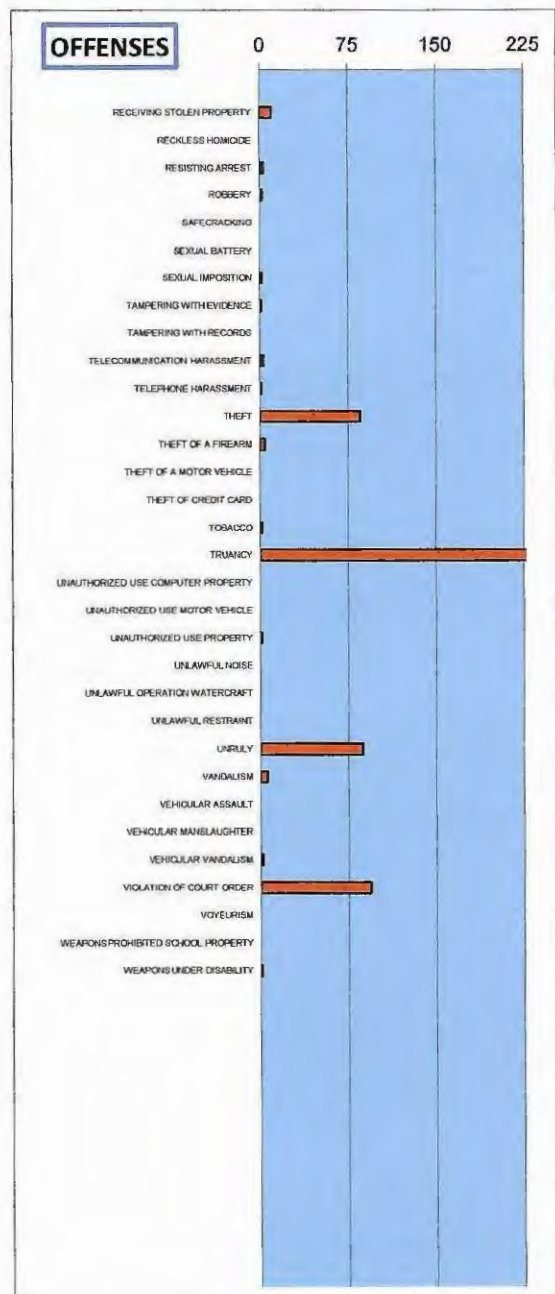
OFFENSES



OFFENSE - Page 3

PERCENT

RECEIVING STOLEN PROPERTY	10	0.90%
RECKLESS HOMICIDE	0	0.00%
RESISTING ARREST	3	0.27%
ROBBERY	2	0.18%
SAFECRACKING	0	0.00%
SEXUAL BATTERY	0	0.00%
SEXUAL IMPOSITION	2	0.18%
TAMPERING WITH EVIDENCE	1	0.09%
TAMPERING WITH RECORDS	0	0.00%
TELECOMMUNICATION HARASSMENT	3	0.27%
TELEPHONE HARASSMENT	1	0.09%
THEFT	85	7.62%
THEFT OF A FIREARM	4	0.36%
THEFT OF A MOTOR VEHICLE	0	0.00%
THEFT OF CREDIT CARD	0	0.00%
TOBACCO	2	0.18%
TRUANCY	264	23.68%
UNAUTHORIZED USE COMPUTER PROPERTY	0	0.00%
UNAUTHORIZED USE MOTOR VEHICLE	0	0.00%
UNAUTHORIZED USE PROPERTY	1	0.09%
UNLAWFUL NOISE	0	0.00%
UNLAWFUL OPERATION WATERCRAFT	0	0.00%
UNLAWFUL RESTRAINT	0	0.00%
UNRULY	87	7.80%
VANDALISM	6	0.54%
VEHICULAR ASSAULT	0	0.00%
VEHICULAR MANSLAUGHTER	0	0.00%
VEHICULAR VANDALISM	2	0.18%
VIOLATION OF COURT ORDER	94	8.43%
VOYEURISM	0	0.00%
WEAPONS PROHIBITED SCHOOL PROPERTY	0	0.00%
WEAPONS UNDER DISABILITY	1	0.09%



TOTAL	1115	100.00%
--------------	-------------	----------------

**2016 PORTAGE COUNTY JUVENILE COURT
DEPARTMENT OF YOUTH REHABILITATION
DEPARTMENT STATISTICAL DATA**

DEPARTMENT OF YOUTH REHABILITATION

DEPARTMENT STATISTICAL DATA

2016

1. Diversion Services
2. Community Service
3. Restitution
4. Psychological and Substance Abuse Services
5. Electronic Monitoring
6. House Arrest
7. Probation Services

**2016 PORTAGE COUNTY JUVENILE COURT
DEPARTMENT OF YOUTH REHABILITATION
COMMUNITY CONTROL FEES**

COMMUNITY CONTROL REIMBURSEMENT FOR VARIOUS SERVICES AND SANCTIONS

Pursuant to the Ohio Revised code 2152.20 (A)(4)(d), the Court established a fee schedule for the following: Regular Probation, Community Service, Drug/Alcohol Assessment, Electronic Monitoring, and Restitution.

Following is a breakdown of the fees collected by the Department of Youth Rehabilitation in Calendar Year 2016.

Regular Probation	\$10,613.05
Intensive Probation	\$2,250.00
Community Service	\$4,825.00
Drug/Alcohol Assessments	\$1,885.00
Electronic Monitoring	\$1,764.00
Restitution	\$451.20
Total	\$21,788.25

2016 PORTAGE COUNTY JUVENILE COURT
DEPARTMENT OF YOUTH REHABILITATION
DIVERSION SERVICES

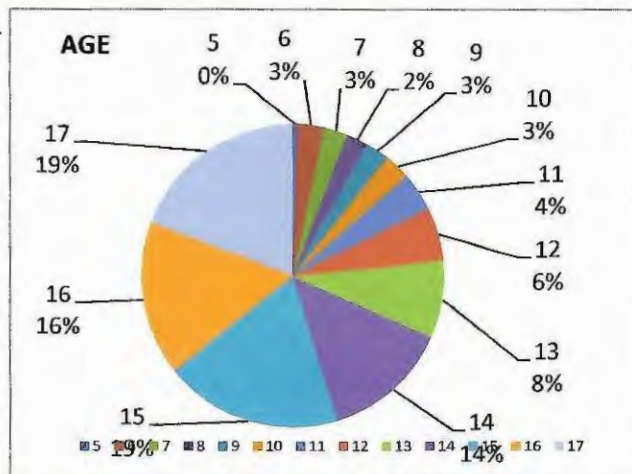
DIVERSION SERVICES PROGRAM

The Department of Diversion Services provides the Court with an alternative, informal sanction in the non-judicial processing of unruly, minor delinquencies and/or school referral, while at the same time holding youth accountable for their actions. Youths in the program are frequently referred to community resources to address their individual needs.

The Diversion Services Department utilizes community service as part of its informal sanction. The Diversion Services Department had 38 youths complete a total of 478 community service hours. Also, 59 youths participated in the Community Service Food Drive, totaling in 2,520 non-perishable items being donated to non-profitable organizations in the community.

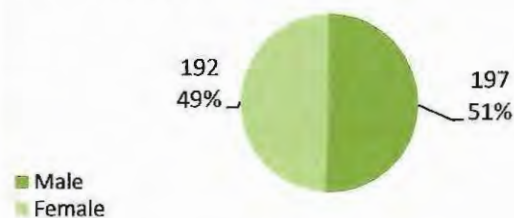
2016 DIVERSION SERVICES ANNUAL REPORT

AGE	TOTAL PERCENT	
5	2	0.51%
6	11	2.83%
7	10	2.57%
8	9	2.31%
9	10	2.57%
10	11	2.83%
11	16	4.11%
12	22	5.66%
13	32	8.23%
14	53	13.62%
15	74	19.02%
16	64	16.45%
17	75	19.28%
TOTAL	389	100%



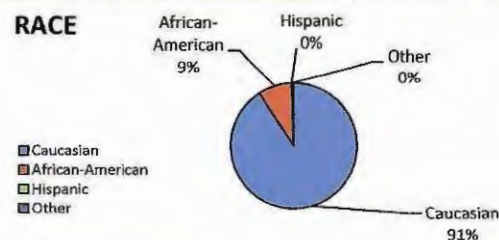
GENDER	TOTAL PERCENT	
Male	197	50.64%
Female	192	49.36%
TOTAL	389	100%

GENDER



RACE	TOTAL PERCENT	
Caucasian	353	90.75%
African-American	34	8.74%
Hispanic	0	0.00%
Other	2	0.51%
TOTAL	389	100%

RACE



INCOMING REFERRALS	TOTAL PERCENT	
Complaint	136	34.96%
School Referral	253	65.04%
TOTAL	389	100%

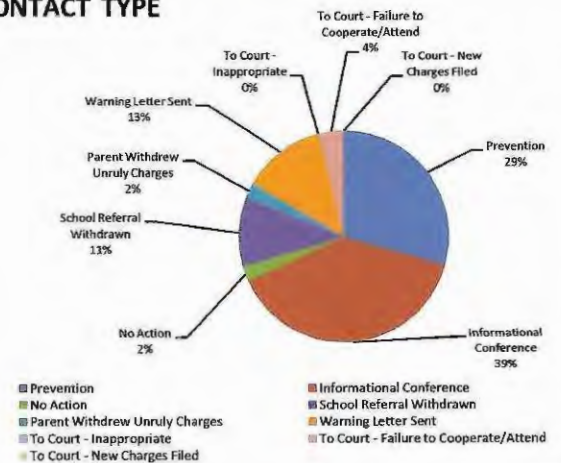
INCOMING REFERRALS



2016 DIVERSION SERVICES ANNUAL REPORT

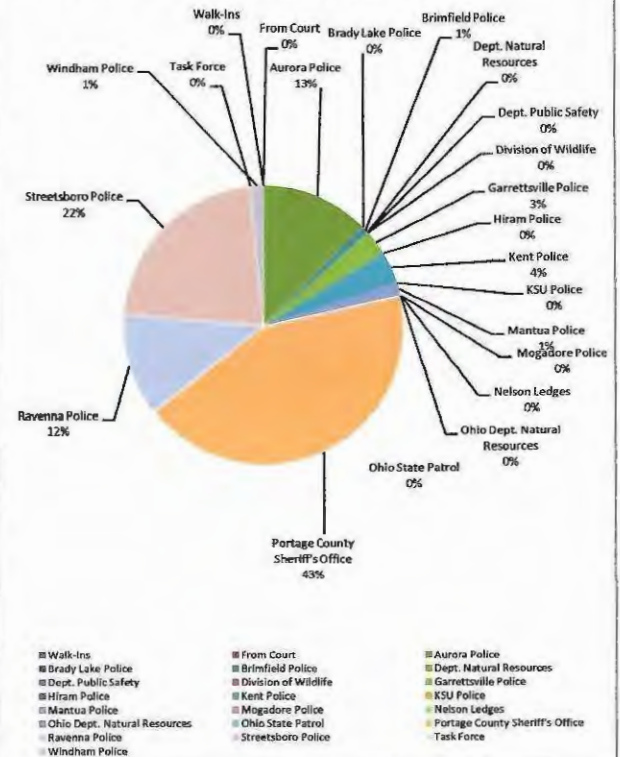
CONTACT TYPE	TOTAL PERCENT	
Prevention	114	29.31%
Informational Conference	151	38.82%
No Action	9	2.31%
School Referral Withdrawn	41	10.54%
Parent Withdrew Unruly Charges	9	2.31%
Warning Letter Sent	50	12.85%
To Court - Inappropriate	0	0.00%
To Court - Failure to Cooperate/Attend	15	3.86%
To Court - New Charges Filed	0	0.00%
TOTAL	389	100%

CONTACT TYPE



PORTAGE COUNTY AGENCY REFERRALS	TOTAL PERCENT	
Walk-Ins	0	0.00%
From Court	0	0.00%
Aurora Police	17	12.59%
Brady Lake Police	0	0.00%
Brimfield Police	1	0.74%
Dept. Natural Resources	0	0.00%
Dept. Public Safety	0	0.00%
Division of Wildlife	0	0.00%
Garrettsville Police	4	2.96%
Hiram Police	0	0.00%
Kent Police	5	3.70%
KSU Police	0	0.00%
Mantua Police	2	1.48%
Mogadore Police	0	0.00%
Nelson Ledges	0	0.00%
Ohio Dept. Natural Resources	0	0.00%
Ohio State Patrol	0	0.00%
Portage County Sheriff's Office	58	42.96%
Ravenna Police	16	11.85%
Streetsboro Police	30	22.22%
Task Force	0	0.00%
Windham Police	2	1.48%
TOTAL	135	100%

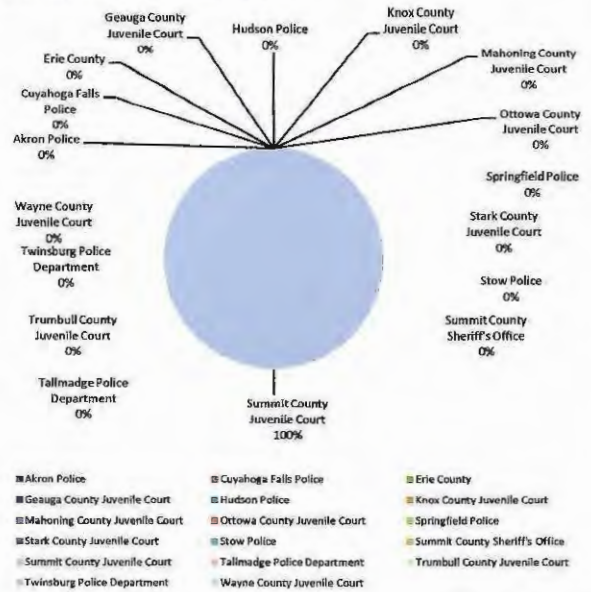
PORTAGE COUNTY AGENCY REFERRALS



2016 DIVERSION SERVICES ANNUAL REPORT

OUT OF COUNTY REFERRALS	TOTAL	PERCENT
Akron Police	0	0.00%
Cuyahoga Falls Police	0	0.00%
Erie County	0	0.00%
Geauga County Juvenile Court	0	0.00%
Hudson Police	0	0.00%
Knox County Juvenile Court	0	0.00%
Mahoning County Juvenile Court	0	0.00%
Ottawa County Juvenile Court	0	0.00%
Springfield Police	0	0.00%
Stark County Juvenile Court	0	0.00%
Stow Police	0	0.00%
Summit County Sheriff's Office	0	0.00%
Summit County Juvenile Court	1	100.00%
Tallmadge Police Department	0	0.00%
Trumbull County Juvenile Court	0	0.00%
Twinsburg Police Department	0	0.00%
Wayne County Juvenile Court	0	0.00%
TOTAL	1	100%

OUT OF COUNTY REFERRALS

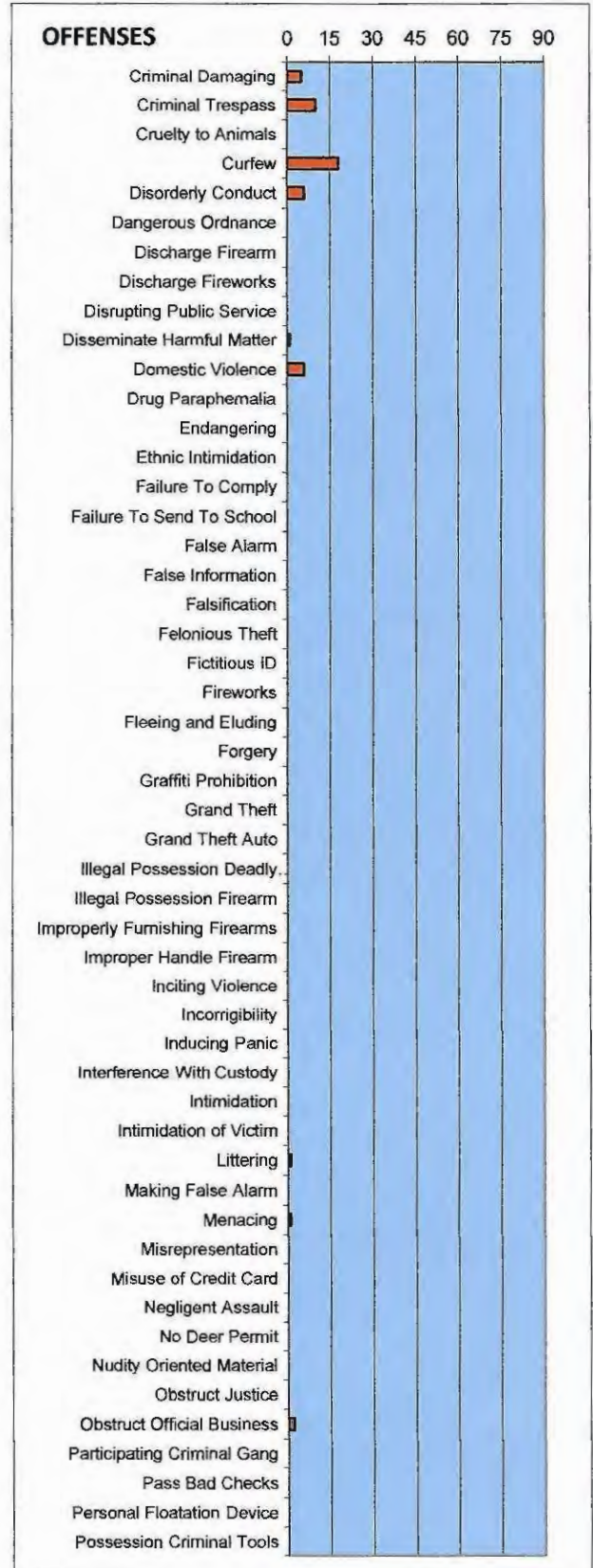


OFFENSE - TOTAL COUNT COMPLAINTS	TOTAL	PERCENT
Aggravated Assault	0	0.00%
Aggravated Menacing	0	0.00%
Aggravated Trespass	0	0.00%
Arson	0	0.00%
Assault	0	0.00%
Assault-Teacher	0	0.00%
Attempt Breaking and Entering	0	0.00%
Attempted Theft	0	0.00%
Boating Offense	0	0.00%
Breaking and Entering	0	0.00%
Burglary	0	0.00%
Carrying Concealed Weapon	0	0.00%
Child Endangering	0	0.00%
Contributing	1	0.74%
Complicity Arson	0	0.00%
Complicity Assault	1	0.74%
Complicity Auto Theft	0	0.00%
Complicity Burglary	0	0.00%
Complicity Criminal Damaging	0	0.00%
Complicity False Alarm	0	0.00%
Complicity Forgery	0	0.00%
Complicity Inducing Panic	0	0.00%
Complicity Theft	0	0.00%
Complicity Vandalism	0	0.00%
Criminal Mischief	2	1.47%



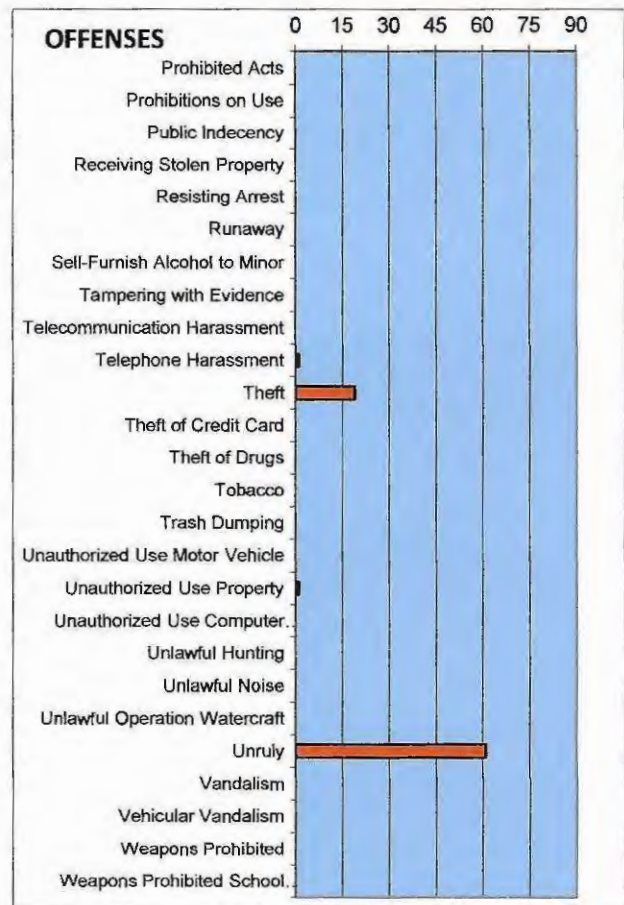
2016 DIVERSION SERVICES ANNUAL REPORT

OFFENSE - TOTAL COUNT COMPLAINTS	TOTAL	PERCENT
Criminal Damaging	5	3.68%
Criminal Trespass	10	7.35%
Cruelty to Animals	0	0.00%
Curfew	18	13.24%
Disorderly Conduct	6	4.41%
Dangerous Ordnance	0	0.00%
Discharge Firearm	0	0.00%
Discharge Fireworks	0	0.00%
Disrupting Public Service	0	0.00%
Disseminate Harmful Matter	1	0.74%
Domestic Violence	6	4.41%
Drug Paraphernalia	0	0.00%
Endangering	0	0.00%
Ethnic Intimidation	0	0.00%
Failure To Comply	0	0.00%
Failure To Send To School	0	0.00%
False Alarm	0	0.00%
False Information	0	0.00%
Falsification	0	0.00%
Felonious Theft	0	0.00%
Fictitious ID	0	0.00%
Fireworks	0	0.00%
Fleeing and Eluding	0	0.00%
Forgery	0	0.00%
Graffiti Prohibition	0	0.00%
Grand Theft	0	0.00%
Grand Theft Auto	0	0.00%
Illegal Possession Deadly Weapon	0	0.00%
Illegal Possession Firearm	0	0.00%
Improperly Furnishing Firearms	0	0.00%
Improper Handle Firearm	0	0.00%
Inciting Violence	0	0.00%
Incorrigibility	0	0.00%
Inducing Panic	0	0.00%
Interference With Custody	0	0.00%
Intimidation	0	0.00%
Intimidation of Victim	0	0.00%
Littering	1	0.74%
Making False Alarm	0	0.00%
Menacing	1	0.74%
Misrepresentation	0	0.00%
Misuse of Credit Card	0	0.00%
Negligent Assault	0	0.00%
No Deer Permit	0	0.00%
Nudity Oriented Material	0	0.00%
Obstruct Justice	0	0.00%
Obstruct Official Business	2	1.47%
Participating Criminal Gang	0	0.00%
Pass Bad Checks	0	0.00%
Personal Floatation Device	0	0.00%
Possession Criminal Tools	0	0.00%



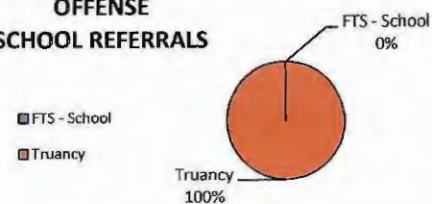
2016 DIVERSION SERVICES ANNUAL REPORT

OFFENSE - TOTAL COUNT COMPLAINTS	TOTAL	PERCENT
Prohibited Acts	0	0.00%
Prohibitions on Use	0	0.00%
Public Indecency	0	0.00%
Receiving Stolen Property	0	0.00%
Resisting Arrest	0	0.00%
Runaway	0	0.00%
Sell-Furnish Alcohol to Minor	0	0.00%
Tampering with Evidence	0	0.00%
Telecommunication Harassment	0	0.00%
Telephone Harassment	1	0.74%
Theft	19	13.97%
Theft of Credit Card	0	0.00%
Theft of Drugs	0	0.00%
Tobacco	0	0.00%
Trash Dumping	0	0.00%
Unauthorized Use Motor Vehicle	0	0.00%
Unauthorized Use Property	1	0.74%
Unauthorized Use Computer Property	0	0.00%
Unlawful Hunting	0	0.00%
Unlawful Noise	0	0.00%
Unlawful Operation Watercraft	0	0.00%
Unruly	61	44.85%
Vandalism	0	0.00%
Vehicular Vandalism	0	0.00%
Weapons Prohibited	0	0.00%
Weapons Prohibited School Property	0	0.00%
TOTAL	136	100%

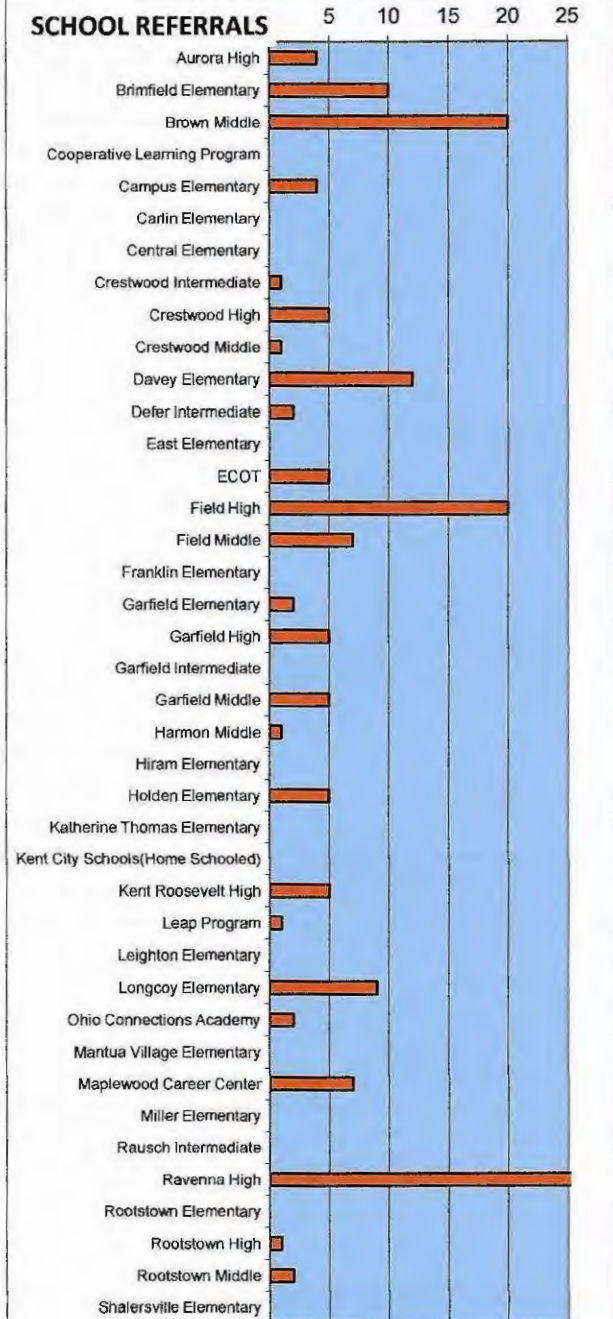


2016 DIVERSION SERVICES ANNUAL REPORT

OFFENSE - SCHOOL REFERRALS	TOTAL PERCENT	
FTS - School	0	0.00%
Truancy	253	100.00%
TOTAL	253	100%

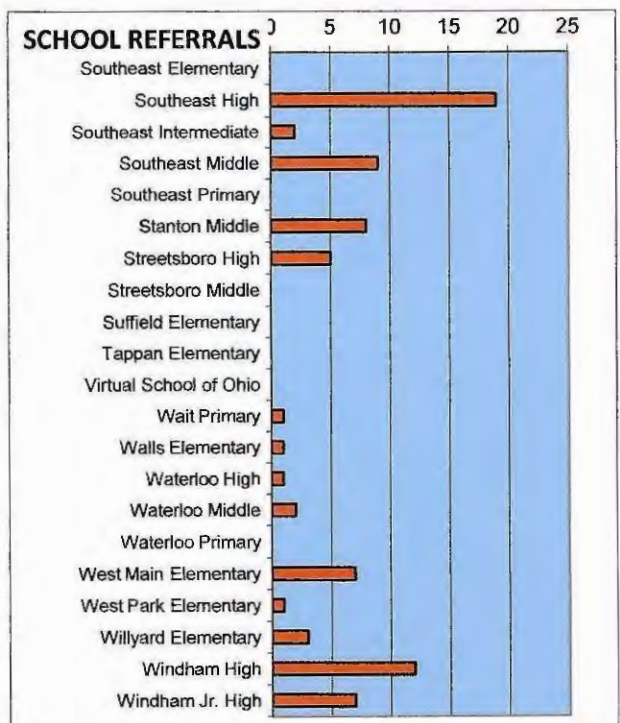
OFFENSE
SCHOOL REFERRALS

SCHOOL REFERRALS	TOTAL PERCENT	
Aurora High	4	1.58%
Brimfield Elementary	10	3.95%
Brown Middle	20	7.91%
Cooperative Learning Program	0	0.00%
Campus Elementary	4	1.58%
Carlin Elementary	0	0.00%
Central Elementary	0	0.00%
Crestwood Intermediate	1	0.40%
Crestwood High	5	1.98%
Crestwood Middle	1	0.40%
Davey Elementary	12	4.74%
Defer Intermediate	2	0.79%
East Elementary	0	0.00%
ECOT	5	1.98%
Field High	20	7.91%
Field Middle	7	2.77%
Franklin Elementary	0	0.00%
Garfield Elementary	2	0.79%
Garfield High	5	1.98%
Garfield Intermediate	0	0.00%
Garfield Middle	5	1.98%
Harmon Middle	1	0.40%
Hiram Elementary	0	0.00%
Holden Elementary	5	1.98%
Katherine Thomas Elementary	0	0.00%
Kent City Schools(Home Schooled)	0	0.00%
Kent Roosevelt High	5	1.98%
Leap Program	1	0.40%
Leighton Elementary	0	0.00%
Longcoy Elementary	9	3.56%
Ohio Connections Academy	2	0.79%
Mantua Village Elementary	0	0.00%
Maplewood Career Center	7	2.77%
Miller Elementary	0	0.00%
Rausch Intermediate	0	0.00%
Ravenna High	39	15.42%
Rootstown Elementary	0	0.00%
Rootstown High	1	0.40%
Rootstown Middle	2	0.79%
Shalersville Elementary	0	0.00%



2016 DIVERSION SERVICES ANNUAL REPORT

SCHOOL REFERRALS	TOTAL PERCENT	
Southeast Elementary	0	0.00%
Southeast High	19	7.51%
Southeast Intermediate	2	0.79%
Southeast Middle	9	3.56%
Southeast Primary	0	0.00%
Stanton Middle	8	3.16%
Streetsboro High	5	1.98%
Streetsboro Middle	0	0.00%
Suffield Elementary	0	0.00%
Tappan Elementary	0	0.00%
Virtual School of Ohio	0	0.00%
Wait Primary	1	0.40%
Walls Elementary	1	0.40%
Waterloo High	1	0.40%
Waterloo Middle	2	0.79%
Waterloo Primary	0	0.00%
West Main Elementary	7	2.77%
West Park Elementary	1	0.40%
Willyard Elementary	3	1.19%
Windham High	12	4.74%
Windham Jr. High	7	2.77%
TOTAL	253	100%



2016 PORTAGE COUNTY JUVENILE COURT
COMMUNITY SERVICE DEPARTMENT

Community Service Department

Community Service

The Community Service Program provides the judiciary a dispositional alternative for adjudicated youth.

Program participants are placed with various non-profit agencies to perform 20 to 80 hours of Community Service. Youth are monitored by on-site supervisors and the Community Service Coordinator. The Community Service Coordinator conducts on-site, telephone, and home contacts to monitor the youth

Number of youth carried over from (2015)...34

Number of youth ordered to program....195

Number of youth that completed program...165

Community Service Program

The Community Service Program statistics from January 1, 2016 Through December 31, 2016 are as follows:

		Percentage
Total Youth Placed in Program	195	85%
Carry Overs from Previous Year	34	15%
Total Youth in Program	229	100%
Male	136	70%
Female	59	30%
Non-Minority	167	86%
Minority	28	14%

Age of Program Participants

Age	Total	Percentage
11	1	0.5%
12	2	1%
13	15	8%
14	17	9%
15	45	23%
16	51	26%
17	57	29%
18	7	3.5%
19	0	0%

A total of 1,692 contacts were made with the 229 youth in the Community Service Program. A total of 4,263 hours were completed by the youth in the Community Service Program.

**2016 PORTAGE COUNTY JUVENILE COURT
RESTITUTION PROGRAM**

Restitution Department

The Restitution Program provides for the financial reimbursement to victims of delinquent acts. Once the Court makes an order of restitution, the child and their parent/guardian sign a payment contract and must make monthly payments to their victims(s).

Restitution Program

The Restitution Program statistics from January 1, 2016 through December 31, 2016 are as follows:

		Percentage
Total Youth Placed in Program	21	41%
Carry Overs from Previous Years	30	59%
Total Youth in Program	51	100%
Male	18	86%
Female	3	24%
Non-Minority	16	76%
Minority	5	24%
The following statistics include carry over cases		
Successfully Completed Program	22	43%
Uncompleted at time of Report	25	49%
Unsuccessfully Completed Program	4	8%

Age of Program Participants

Age	Total	Percentage
11	1	5%
12	0	0%
13	1	5%
14	2	10%
15	3	14%
16	6	28%
17	4	19%
18	4	19%
19	0	0%

A total of 359 contacts were made with the 51 youth in the Restitution Program.

Total Restitution Ordered: \$ 9,572.41
 Total Restitution Collected: \$18,169.05

2016 PORTAGE COUNTY JUVENILE COURT

**PSYCHOLOGICAL
AND
SUBSTANCE ABUSE SERVICES**

Psychological and Substance Abuse Services

PSYCHOLOGICAL AND SUBSTANCE ABUSE SERVICES MISSION STATEMENT

The role of Psychological and Substance Abuse Services is to provide the Courts and Detention Center professional clinical and assessment services as a part of the overall rehabilitative effort. To assist in rendering appropriate dispositions that take into consideration the individual needs, characteristics and circumstances of the children in question, the Court orders evaluations to aid in generating case recommendations. It is hoped that by earlier identification of potentially serious offenders, the community can be more effectively protected, while at the same time, by more clearly delineating issues to be addressed as part of a rehabilitative program, more children can be effectively served resulting in less recidivism.

GENERAL SERVICE DESCRIPTION

Psychological and Substance Abuse Services staff conduct evaluations for the Court to assist in generating recommendations for case dispositions. Additional services provided include diagnostic assessments, substance abuse assessments, mental health screening, short term counseling with detained children, consultative services, treatment planning and referral, psychological screening of applicants for employment, and conducting in-service training programs.

PSYCHOLOGICAL ASSESSMENTS 2016

In 2016, forty-three (43) children were referred to Psychological Services for evaluation. The assessment process includes parent and child interviews, psychological testing and preparation of a written report. Reports will vary in nature depending on the reason(s) for conducting the assessment and the issues that need to be addressed. The following represents the types of psychological evaluations conducted in 2016.

<i>Type of Evaluation</i>	<i>Total</i>
Competency Evaluations	2
Department of Youth Services Evaluations	4
Department of Youth Services Evaluations and Sexual Offender Risk Assessments	2
Geauga County Evaluations	1
Place of Detention Reports	3
Psychological Evaluation and Sexual Offender Risk Assessments	3
Psychological Evaluations	2
Psychological Screening Reports	17
Recommendation for Disposition Reports	9
Total Reports	43

All children admitted to the Portage/Geauga Detention Center are also screened at the point of intake by Detention Center staff in an effort to identify high risk residents. In addition to direct inquiry into areas related to risk to self and/or others, each child completes a structured questionnaire designed to obtain specific information regarding potential areas of risk. Subsequent to the child's intake and admission all residents (with the exception of weekenders and those released immediately following a preliminary hearing) are interviewed by a qualified mental health professional and a mental status examination is completed. Residents held in detention on a post adjudicatory status are also administered an academic achievement test and often an objective psychodiagnostic personality inventory to further assess for various areas of potential concern, psychological disturbance and/or other rehabilitative needs. Psychological Services staff review all intake and/or assessment materials generated on each resident as part of a coordinated effort to appropriately respond to resident needs/concerns during their period of detention. In 2016, intake reports and assessment materials were reviewed on one hundred and eighty-one (181) new or repeat admissions to the Portage/Geauga Detention Center.

Psychological Services staff are also available to Detention Center staff and residents upon request to provide direct clinical counseling, assessment, and consultative services. In 2016, in addition to reviewing resident intake and assessment materials, Psychological Services staff provided direct clinical counseling/crisis services on an as needed basis to fifty-two (52) new and/or repeat residents. The following table provides statistics regarding child assessments and general clinical services provided to residents during 2016 broken down by county.

	FORMAL EVALUATIONS	CLINICAL COUNSELING AND ASSESSMENT SERVICES	RESIDENT INTAKE AND ASSESSMENT REPORT REVIEWS	TOTAL
PORTAGE COUNTY	42	47	117	206
GEAUGA COUNTY	1	5	64	70
TOTAL	43	52	181	276

TREATMENT PLANNING, COORDINATION AND REFERRAL TO LOCAL COUNSELING AGENCIES

In addition to Psychological Services' primary role of conducting assessments and providing clinical counseling and consultative services to the Courts and Detention Center, it frequently acts in a coordinating capacity with other involved agencies. In keeping with the Juvenile Court's goal of minimizing a child's involvement in the legal system, efforts are directed toward providing for the child's rehabilitative needs by utilizing services offered by local child care agencies. Psychological Services staff participate in regularly scheduled in-house staff meetings for case planning, as well as attend bi-monthly and monthly clinical team meetings to assist in formulating rehabilitative service plans with other involved agencies.

When specific recommendations for treatment are made a part of a case disposition or terms of a child's probation, Psychological Services often assists in initiating the referral process, monitoring and/or tracking progress in treatment, and maintaining appropriate contact with local service providers. The following represents the number of children referred for out-patient treatment services monitored and/or tracked by Psychological Services.

New Referrals for 2016.....	159
Carryovers from 2015	101
TOTAL	260

RESIDENTIAL PLACEMENTS AND IN-PATIENT FACILITIES UTILIZED IN 2016

When Court involved children exhibit more serious treatment needs it is sometimes necessary to secure their placement in intensive residential or in-patient treatment programs. The following table provides information regarding the number of children so served and the facilities utilized.

	NEW REFERRALS IN 2016	CARRYOVERS FROM 2015
BELLEFAIRE	1	1
FOX RUN	1	0
MOHICAN YOUTH CENTER	2	0
NEW BEGINNINGS	3	3
VILLAGE NETWORK	2	3
YOUTH INTENSIVE	2	0
SUBTOTALS	11	7
TOTAL NUMBER OF CHILDREN REFERRED AND/OR MONITORED		
18		

These numbers only reflect those children involved with or referred to Psychological Services for assessment and/or treatment planning/monitoring/tracking who have had official involvement with the Court, as well as children on probation placed in therapeutic foster care under the auspices of the Portage County Department of Job and Family Services.

SUBSTANCE ABUSE ASSESSMENTS 2016

The Court's Substance Abuse Services processed (109) referrals for chemical dependency assessments during 2016. A total of five (5) youths were referred immediately following assessment for inpatient/residential chemical dependency treatment and three additional youth were subsequently referred for placement in residential programs, post assessment.

There was a total of seventy-six (76) youths referred for individual chemical dependency counseling.

The following table is a break down, based on referral source, of the total number of assessments conducted, followed by the treatment recommendations generated for the different levels of care, and finally some biographical information regarding the juvenile's assessed.

2016

	Jan	Feb	Mar	Apr	May	Jun	Jul	Aug	Sept	Oct	Nov	Dec	Total
Assessments:													
Court Ordered	8	8	6	2	18	2	5	4	2	5	0	9	69
Complaints	6	0	3	4	2	1	0	3	1	2	2	3	27
Diversion Request	1	0	0	0	0	1	0	0	0	0	0	0	2
Probation Request	1	0	2	0	0	1	3	1	3	0	0	0	11
TOTAL	16	8	11	6	20	5	8	8	6	7	2	12	109
Referrals:													
Residential			1	1					1			2	5
Individual Substance Abuse Counseling	15	7	10	5	10	5	8	4	5	3	2	2	76
Insight/Education		1								1		1	3
TOTAL	15	8	11	6	10	5	8	4	6	4	2	5	84
Age													
13					2								2
14	2					2		1		1		1	7
15	2	1	2	2			1			1	1	1	11
16	4	1	4		8		1	3	2	3	1	4	31
17	6	5	5	4	8	3	5	3	3	2		5	49
18	2	1			2		1	1	1			1	9
TOTAL	16	8	11	6	20	5	8	8	6	7	2	12	109
Race													
White	15	5	10	4	15	3	6	7	5	7	1	11	89
Black		2	1	2	4	2						1	12
Hispanic					1		1		1				3
Bi-Racial- Other	1	1					1	1			1		5
TOTAL	16	8	11	6	20	5	8	8	6	7	2	12	109

	<i>Jan</i>	<i>Feb</i>	<i>Mar</i>	<i>Apr</i>	<i>May</i>	<i>Jun</i>	<i>Jul</i>	<i>Aug</i>	<i>Sept</i>	<i>Oct</i>	<i>Nov</i>	<i>Dec</i>	<i>Total</i>
<i>Gender</i>													
<i>Male</i>	10	7	8	3	16	3	7	6	4	5	2	8	79
<i>Female</i>	6	1	3	3	4	2	1	2	2	2	0	4	30
<i>TOTAL</i>	16	8	11	6	20	5	8	8	6	7	2	12	109

**2016 PORTAGE COUNTY JUVENILE COURT
ELECTRONIC MONITORING PROGRAM**

ELECTRONIC MONITORING

ALTERNATIVE TO DETENTION

The Alternative to Detention Program provides a dispositional alternative to secure detention for youth adjudicated of Misdemeanor or Felony level offenses. The program also serves as an alternative to youth being detained prior to adjudication.

Program participants are constantly monitored via electronic, telephone and personal contacts. Youth are permitted to leave their home only for educational, medical, occupational and spiritual purposes.

Number of Youth Ordered to Program.....	31
Number of Youth Successfully Completed.....	24
Number of Youth Unsuccessfully Completed.....	6
Number of Youth Carried Over Into 2016.....	1
Other.....	0

ALTERNATIVE TO DETENTION PROGRAM

The Alternative to Detention statistics from January 1, 2016 through December 31, 2016 are as follows:

		PERCENTAGE
TOTAL YOUTH PLACED IN PROGRAM	31	100.00%
MALE	22	70.97%
FEMALE	9	29.03%
CAUCASIAN	25	80.65%
AFRICAN-AMERICAN	5	16.13%
HISPANIC	1	3.23%
SUCCESSFULLY COMPLETED PROGRAM	24	77.42%
UNCOMPLETED AT TIME OF REPORT	1	3.23%
UNSUCCESSFULLY COMPLETED PROGRAM	6	19.35%
OTHER*	0	0.00%

* Removed from program for reasons not related to behavior.

Age of Program Participants

<u>AGE</u>	<u>TOTAL</u>	<u>PERCENTAGE</u>
11	0	0.00%
12	0	0.00%
13	1	3.23%
14	5	16.13%
15	7	22.58%
16	5	16.13%
17	10	32.26%
18	2	6.45%
20	1	3.23%

Average age of youth placed into the program was 15.94 years. Total of 216 contacts were made with the 31 youth placed in the Alternative to Detention Program.

HOUSE ARREST

The House Arrest program is designed to monitor youth placed on house arrest through a court order. Youth may be ordered into the program pre-adjudicatory, pre-disposition, or as a disposition.

Program participants are monitored through home and school contacts made by the House Arrest Officer and a Probation Officer. Contacts are generally made during evening and weekend hours. Youth are permitted to leave their home with a parent or guardian or for educational, medical, occupational and spiritual purposes.

Number of Youth Ordered to Program.....	56
Number of Youth Successfully Completed.....	54
Number of Youth Unsuccessfully Completed.....	6
Number of Youth Carried Over Into 2016.....	9
Number of Pre-Adjudicatory Youth.....	36
Number of Pre-Disposition Youth.....	6
Number of Disposition Youth.....	14

HOUSE ARREST

The Alternative to Detention statistics from January 1, 2016 through December 31, 2016 are as follows:

		PERCENTAGE
TOTAL YOUTH PLACED IN PROGRAM	56	100.00%
MALE	39	69.64%
FEMALE	17	30.36%
CAUCASIAN	52	93.86%
AFRICAN-AMERICAN	4	7.14%
HISPANIC	0	0.00%
SUCCESSFULLY COMPLETED PROGRAM	54	84.38%
UNCOMPLETED AT TIME OF REPORT	4	6.25%
UNSUCCESSFULLY COMPLETED PROGRAM	6	9.38%
OTHER*	0	0.00%

* Removed from program for reasons not related to behavior.

Age of Program Participants

<u>AGE</u>	<u>TOTAL</u>	<u>PERCENTAGE</u>
11	0	0.00%
12	2	3.57%
13	6	10.71%
14	6	10.71%
15	10	17.86%
16	17	30.36%
17	13	23.31%
18	2	3.57%

Average age of youth placed into the program was 15.64 years. Total of 520 contacts were made with the 56 youth placed in the House Arrest Program.

2016 PORTAGE COUNTY JUVENILE COURT

**PROBATION DEPARTMENT
AND
INTENSIVE PROBATION DEPARTMENT**

Department of Probation Services

The Department of Probation Services consists of two divisions: Intensive Probation and Regular Probation. Officers are responsible for supervising youth and enforcing probation terms as well as assisting with rehabilitation. This consists of conducting home, school, and office visits. Both divisions assist youth in meeting treatment needs through the coordination and monitoring of treatment plans.

The Department of Probation Services conducted five (5) Ohio Department of Youth Services Evaluations and four (4) Pre-Dispositional Investigations for the Judiciary. Four (4) youth were committed to the Ohio Department of Youth Services in the calendar year. Two (2) youth were placed in Community Correctional Facilities. The Probation staff administered four hundred and ninety seven (497) drug screens. Eleven percent (11%) of those screens were positive for at least one drug. Seventy-nine percent (79%) of positive drug screens were for marijuana. The remaining positive screens were comprised of cocaine, methamphetamines, amphetamines, opiates, and benzodiazepines. Further sixty-two (62) notices of alleged probation violations were filed. Fifty-eight percent (58%) of those notices were drug related.

Of all youth on Probation at the end of 2016, ninety-eight percent (98%) were enrolled in school, graduated, obtained a General Equivalency Diploma, or were participating in an alternative educational program. Regular Probation had a rate of ninety-nine percent (99%), while Intensive Probation had a rate of ninety-six percent (96%). Further, at the end of 2016, youth on Probation who were referred, currently involved, or completed counseling services for mental health and/or substance abuse was ninety-one percent (91%). Regular Probation had a rate of eighty-nine percent (89%), while Intensive Probation had a rate of one hundred percent (100%).

The Department of Probation Services utilizes a risk assessment tool and written formal case plans. These plans discuss the goals of probation and how the youth will meet those goals. Officers review the case plans with the youth and parent(s) and all parties sign the plan.

The Probation staff is trained in Effective Practices in Community Supervision (EPICS). This is an evidence based program designed to reduce recidivism by addressing the criminal thought behaviors and criminogenic needs of higher-risk offenders.

Intensive Probation 2016

The Intensive Probation Department is the highest level of supervision for an offender. Probation Officers provide a highly structured system of supervision ranging from four (4) contacts per week to a minimum of one (1) contact per week. Youth in this program are typically felony or chronic offenders at risk of being committed to the Ohio Department of Youth Services.

New Cases Received	21
Release from Probation	20
End of Year Caseload(includes carryover)	27

New Cases Received	21	100%
Releases	20	100%
Admission Unruly	0	0%
Admission Misdemeanor	2	10%
Admission Felony	19	90%
Males	20	95%
Females	1	5%
Caucasian	20	95%
African American	1	5%
Pre-Disp. Investigations	0	
Dept. of Youth Sev. Evals	3	

Contacts – 2016

Home	286
School	332
Office	816
Other/Phone	1257
Total	2691

Regular Probation 2016

The Regular Probation Department is responsible for supervising any youth ordered by the Court. Probation terms and case plans are implemented which the youth are required to follow. Youth in this program meet weekly with Probation Officers for the first month of supervision. Staff has the discretion of gradually stepping down the level of supervision dependant upon a child's behavior and progress. Youth in this program have been adjudicated on felony, misdemeanor and unruly offenses.

New Cases Received	116
Release from Probation	116
End of Year Caseload(includes carryover)	89

New Cases Received	116	100%
Releases	116	100%
Admission Unruly	10	9%
Admission Misdemeanor	106	91%
Admission Felony	0	0%
Males	82	71%
Females	34	29%
Caucasian	95	82%
African American	21	18%
Pre-Disp. Investigations	4	
Dept. of Youth Sev. Evals	2	

Contacts – 2016

Home	1032
School	1263
Office	2409
Other/Phone	3715
Total	8409

**2016 PORTAGE COUNTY – GEAUGA COUNTY
JUVENILE DETENTION FACILITY**

PORTAGE-GEAUGA COUNTY JUVENILE DETENTION CENTER

Thomas J. Rehnert, Superintendent
Brandon M. Winarchick, Administrative Officer

Gregory C. Lomax, Detention Supervisor
Jae R. A. Leeworthy, Detention Supervisor

STATISTICS

DETENTION POPULATION: F/Y 2016

A. DETENTION POPULATION BY ADMISSIONS:

	ADMISSION		TOTAL 2016 ADMISSION	CARRYOVER		TOTAL 2015 CARRYOVER	TOTAL POPULATION	% OF TOTAL POPULATION
	PTGE	GEA		PTGE	GEA			
MALES	161	128	289	10	2	12	301	71.5%
FEMALES	53	66	119	1	0	1	120	28.5%
UNKNOWN	0	0	0	0	0	0	0	0.0%
TOTAL	214	194	408	11	2	13	421	100.0%

B. AGE / AVERAGE: NEW ADMISSION

1. MALES	FEMALES	UNKNOWN	COMBINED
16.56	16.24	0.00	16.47

AGE	MALES		TOTAL MALES	FEMALES		TOTAL FEMALES	UNKNOWN		TOTAL UNKNOWN	TOTAL
	PTGE	GEA		PTGE	GEA		PTGE	GEA		
10	0	0	0	1	0	1	0	0	0	1
11	1	1	2	1	0	1	0	0	0	3
12	1	1	2	1	4	5	0	0	0	7
13	8	4	12	4	0	4	0	0	0	16
14	15	7	22	7	1	8	0	0	0	30
15	29	20	49	6	8	14	0	0	0	63
16	34	43	77	14	26	40	0	0	0	117
17	65	45	110	17	26	43	0	0	0	153
18	8	7	15	2	1	3	0	0	0	18
NO AGE	0	0	0	0	0	0	0	0	0	0
OVER 18	0	0	0	0	0	0	0	0	0	0
UNDER 10	0	0	0	0	0	0	0	0	0	0
TOTALS	161	128	289	53	66	119	0	0	0	408

8000 Infirmary Road, Ravenna, Ohio 44266-9432
(330) 297-5233 FAX (330) 297-1533
e-mail address: pgdetctr@portageco.com

C. RACE: NEW ADMISSION

RACE	GEAUGA		GEAUGA TOTAL	GEAUGA % POP	PORTAGE		PORTAGE TOTAL	PORTAGE % POP	TOTAL POP. BY RACE	% TOTAL POP.
	M	F			M	F				
CAUCASIAN	107	51	158	38.7%	116	41	157	38.5%	315	77.2%
AFRICAN AMERICAN	8	13	21	5.1%	25	5	30	7.4%	51	12.5%
ASIAN	0	0	0	0.0%	0	1	1	0.2%	1	0.2%
HISPANIC WHT ORIG	0	0	0	0.0%	0	1	1	0.2%	1	0.2%
HISPANIC BLK ORIG	4	0	4	1.0%	7	0	7	1.7%	11	2.7%
AMERICAN INDIAN	0	0	0	0.0%	0	0	0	0.0%	0	0.0%
BI-RACIAL	9	2	11	2.7%	12	5	17	4.2%	28	6.9%
PACIFIC ISLANDER	0	0	0	0.0%	0	0	0	0.0%	0	0.0%
OTHER	0	0	0	0.0%	1	0	1	0.2%	1	0.2%
UNKNOWN RACE	0	0	0	0.0%	0	0	0	0.0%	0	0.0%
UNKNOWN	0	0	0	0.0%	0	0	0	0.0%	0	0.0%
TOTAL	128	66	194	47.5%	161	53	214	52.5%	408	100.0 %

D. PORTAGE COUNTY JURISDICTION

	Number of Admissions	Portage Population	% of PTGE Population	Number of Admissions	Total Population	% of Total Population
MALES	161	214	75.23%	161	408	39.46%
FEMALES	53	214	24.77%	53	408	12.99%
UNKNOWN	0	214	0.00%	0	408	0.00%
TOTAL	214	214	100%	214	408	52.45%

E. GEAUGA COUNTY JURISDICTION

	Number of Admissions	Geauga Population	% of PTGE Population	Number of Admissions	Total Population	% of Total Population
MALES	128	194	65.98%	128	408	31.37%
FEMALES	66	194	34.02%	66	408	16.18%
UNKNOWN	0	194	0.00%	0	408	0.00%
TOTAL	194	194	100%	194	408	47.55%

III. CUSTODY STATUS

A. PORTAGE COUNTY: NEW ADMISSION

	MALES	FEMALES	UNKNOWNNS	TOTAL
1. Rel Det Status	0	0	0	0
2. Released	9	3	0	12
3. Detain I-90	72	11	0	83
4. Weekender	0	0	0	0
5. Detention Hearing	23	17	0	40
6. Joint Commitment	0	0	0	0
7. Pending Disposition Hearing	2	0	0	2
8. 1 - 90 Dys Evaluation	0	0	0	0
9. 1 - 90 X 2 Concurrent	9	2	0	11
10. 1 - 90 X 2 Consecutive	8	0	0	8
11. 1 - 90 Psych Evaluation	0	0	0	0
12. 1 - 90 7 Day Review	1	0	0	1
13. 1 - 90 X 3 Concurrent	0	0	0	0
14. 1 - 90 X 3 Consecutive	1	0	0	1
15. 1 - 90 Susp. 75	2	1	0	3
16. 1 - 90 Susp. 80	4	6	0	10
17. 1 - 90 Susp. 83	0	1	0	1
18. 1 - 90 Susp. 85	5	1	0	6
19. 1 - 90 Susp. 87	12	8	0	20
20. Held Pending Hearing	6	2	0	8
21. Pending Placement	0	0	0	0
22. Pending Adj. Hearing	4	1	0	5
23. Com to DYS	3	0	0	3
24. 1-180	0	0	0	0
25. Unknown	0	0	0	0
26. Total Portage	161	53	0	214

B. PORTAGE COUNTY: CARRYOVER

	MALES	FEMALES	UNKNOWNNS	TOTAL
1. Rel Det Status	0	0	0	0
2. Released	0	0	0	0
3. Detain 1-90	7	1	0	8
4. Weekender	0	0	0	0
5. Detention Hearing	0	0	0	0
6. Joint Commitment	0	0	0	0
7. Pending Disposition Hearing	1	0	0	1
8. 1 - 90 Dys Evaluation	0	0	0	0
9. 1 - 90 X 2 Concurrent	0	0	0	0
10. 1 - 90 X 2 Consecutive	0	0	0	0
11. 1 - 90 Psych Evaluation	0	0	0	0
12. 1 - 90 7 Day Review	0	0	0	0
13. 1 - 90 X 3 Concurrent	1	0	0	1
14. 1 - 90 X 3 Consecutive	0	0	0	0
15. 1 - 90 Susp. 75	0	0	0	0
16. 1 - 90 Susp. 80	0	0	0	0
17. 1 - 90 Susp. 83	0	0	0	0
18. 1 - 90 Susp. 85	0	0	0	0
19. 1 - 90 Susp. 87	0	0	0	0
20. Held Pending Hearing	0	0	0	0
21. Pending Placement	1	0	0	1
22. Pending Adj. Hearing	0	0	0	0
23. Com to DYS	0	0	0	0
24. 1-180	0	0	0	0
25. Unknown	0	0	0	0
26. Total Portage	10	1	0	11

C. GEAUGA COUNTY: NEW ADMISSION

	MALES	FEMALES	UNKNOWNNS	TOTAL
1. Rel Det Status	0	0	0	0
2. Released	1	1	0	2
3. Detain 1-90	18	3	0	21
4. Weekender	42	20	0	62
5. Detention Hearing	11	14	0	25
6. Joint Commitment	0	0	0	0
7. Pending Disposition Hearing	2	0	0	2
8. 1 - 90 Dys Evaluation	0	0	0	0
9. 1 - 90 X 2 Concurrent	0	0	0	0
10. 1 - 90 X 2 Consecutive	4	0	0	4
11. 1 - 90 Psych Evaluation	0	0	0	0
12. 1 - 90 7 Day Review	0	0	0	0
13. 1 - 90 X 3 Concurrent	0	0	0	0
14. 1 - 90 X 3 Consecutive	7	0	0	7
15. 1 - 90 Susp. 75	7	1	0	8
16. 1 - 90 Susp. 80	5	5	0	10
17. 1 - 90 Susp. 83	1	10	0	11
18. 1 - 90 Susp. 85	8	0	0	8
19. 1 - 90 Susp. 87	7	7	0	14
20. Held Pending Hearing	4	2	0	6
21. Pending Placement	0	1	0	1
21. Pending Adj. Hearing	0	0	0	0
22. Com to DYS	3	0	0	3
23. 1-180	8	2	0	10
24. Unknown	0	0	0	0
25. Total Geauga	128	66	0	194

D. GEAUGA COUNTY: CARRY OVERS

	MALES	FEMALES	UNKNOWN	TOTAL
1. Rel Det Status	0	0	0	0
2. Released	0	0	0	0
3. Detain 1-90	0	0	0	0
4. Weekender	0	0	0	0
5. Detention Hearing	0	0	0	0
6. Joint Commitment	0	0	0	0
7. Pending Disposition Hearing	0	0	0	0
8. 1 - 90 Dys Evaluation	0	0	0	0
9. 1 - 90 X 2 Concurrent	0	0	0	0
10. 1 - 90 X 2 Consecutive	0	0	0	0
11. 1 - 90 Psych Evaluation	0	0	0	0
12. 1 - 90 7 Day Review	0	0	0	0
13. 1 - 90 X 3 Concurrent	0	0	0	0
14. 1 - 90 X 3 Consecutive	1	0	0	7
15. 1 - 90 Susp. 75	1	0	0	1
16. 1 - 90 Susp. 80	0	0	0	0
17. 1 - 90 Susp. 83	0	0	0	0
18. 1 - 90 Susp. 85	0	0	0	0
19. 1 - 90 Susp. 87	0	0	0	0
20. Held Pending Hearing	0	0	0	0
21. Pending Placement	0	0	0	0
22. Pending Adj. Hearing	0	0	0	0
23. Com to DYS	0	0	0	0
24. 1-180	0	0	0	0
25. Unknown	0	0	0	0
26. Total Geauga	2	0	0	2

IV. DETENTION STATUS

V. DETAINMENT

	MISDEMEANOR	FELONY	UNRULY	UNKNOWN	TOTAL
PORTAGE	168	37	9	0	214
GEAUGA	159	27	8	0	194
TOTAL	327	64	17	0	408

FELONY POPULATION: 15.69%

MISDEMEANOR POPULATION: 80.15%

UNRULY POPULATION: 4.17%

UNKNOWN POPULATION: 0.00%

OJJDP REPORTING:**Youth Handgun Safety Act:**

	2923.21	2923.211	2923.12	2941.141	2941.144	2941.145	2941.146
PORTAGE	0	0	0	0	0	0	0
GEAUGA	0	0	2	0	0	0	0
TOTAL	0	0	2	0	0	0	0

VI. ADMISSIONS WITH PRIOR DETAINMENT

	ADM PRIOR DETAINMENT	TOTAL 2016 DETAINMENT	MALES	FEMALES	UNKNOWN	% OF POPULATION
PORTAGE	100	214	161	53	0	46.73%
GEAUGA	125	194	128	66	0	64.43%
TOTAL	225	408	289	119	0	55.15%

VII. AVERAGES**A. AVERAGE DAILY LENGTH OF STAY**

1. PORTAGE COUNTY	25.07
2. GEAUGA COUNTY	9.14
3. AVERAGE: DLS	17.10

B. AVERAGE DAILY POPULATION

1. PORTAGE COUNTY	15.41
2. GEAUGA COUNTY	4.89
3. AVERAGE: D.P.	20.31

C. BILLING DAYS

1. PORTAGE COUNTY	5,640.76 / 7,431.72	75.90%
2. GEAUGA COUNTY	1,790.96 / 7,431.72	24.10%
3. TOTAL	7,431.72 / 7,431.72	100.00%