



HEALTH DISTRICT

Portage County Combined General Health District COVID-19 Community Report



Portage County Health District 330-296-9919
Fax 330-297-3597
Portage County WIC 330-297-9422
Columbiana County WIC 330-424-7293

Joseph Diorio, MPH, MS, RS, Health Commissioner

COVID-19 Snapshot Report

Portage County Cumulative COVID-19 Data Overview:

Key for reviewing table subjects: Cumulative County Counts for Portage County (Kent City Jurisdiction only)

Portage County (including Kent City)	Total Cases ²			Total Lives Lost		
	33657			445 (26)		
	Confirmed Cases			Probable Cases ¹		
	26279			7378		
	Kent City Jurisdiction			Portage County excluding Kent City		
	5364			28293		
	Males	Females ¹		Age Range		Median Age
	46%	54%		0 days ² to 102 years		36 (23)
	White	Black	Asian	Hispanic	Other	Unknown
	73%	6%	1%	3%	6%	11%
	Total Hospitalizations			Total ICU Admissions		
	1759 (153)			224(21)		
	Age Range for Hospitalized			Age Range for ICU		
	0 days ³ to 99 years			16 years ⁴ to 94 years		
	Portage County % Positivity ⁵					
4.63%						

Source: Ohio Disease Reporting System (ODRS) for cases since March 13, 2020

Current Status of COVID-19 Cases Reported in Portage County

Indicator	01/25-01/31	02/01-02/07	02/08-02/14 ⁶	02/15-02/21 ⁷
New Cases Reported Compared to Previous Week	Decrease (-73%)	Decrease (-60%)	Decrease (-21%)	Decrease (-75%)

¹ 1% of sex is not reported

² The individual tested positive before they were a full day old (not alive for 24 hours).

³ In previous reporting periods, the youngest age has changed. Limitations it takes to conduct a case interview (when we confirm the accuracy of record data) resulted in a delay in correcting this information.

⁴ In previous reporting periods, the youngest age was different. Limitations it takes to conduct a case interview (when we confirm the accuracy of record data) resulted in a delay in correcting this information.

⁵ Percent Positivity for Portage County is pulled from the CDC COVID-19 Tracker on a 7-day metric: https://covid.cdc.gov/covid-data-tracker/#county-view|Ohio|39133|Risk|community_transmission_level

⁶ The most recent two weeks of the data curve are preliminary and can potentially change as more data is collected (i.e., a college student's address will be reported with their home jurisdiction and not the jurisdiction where they reside most of the time, etc.).

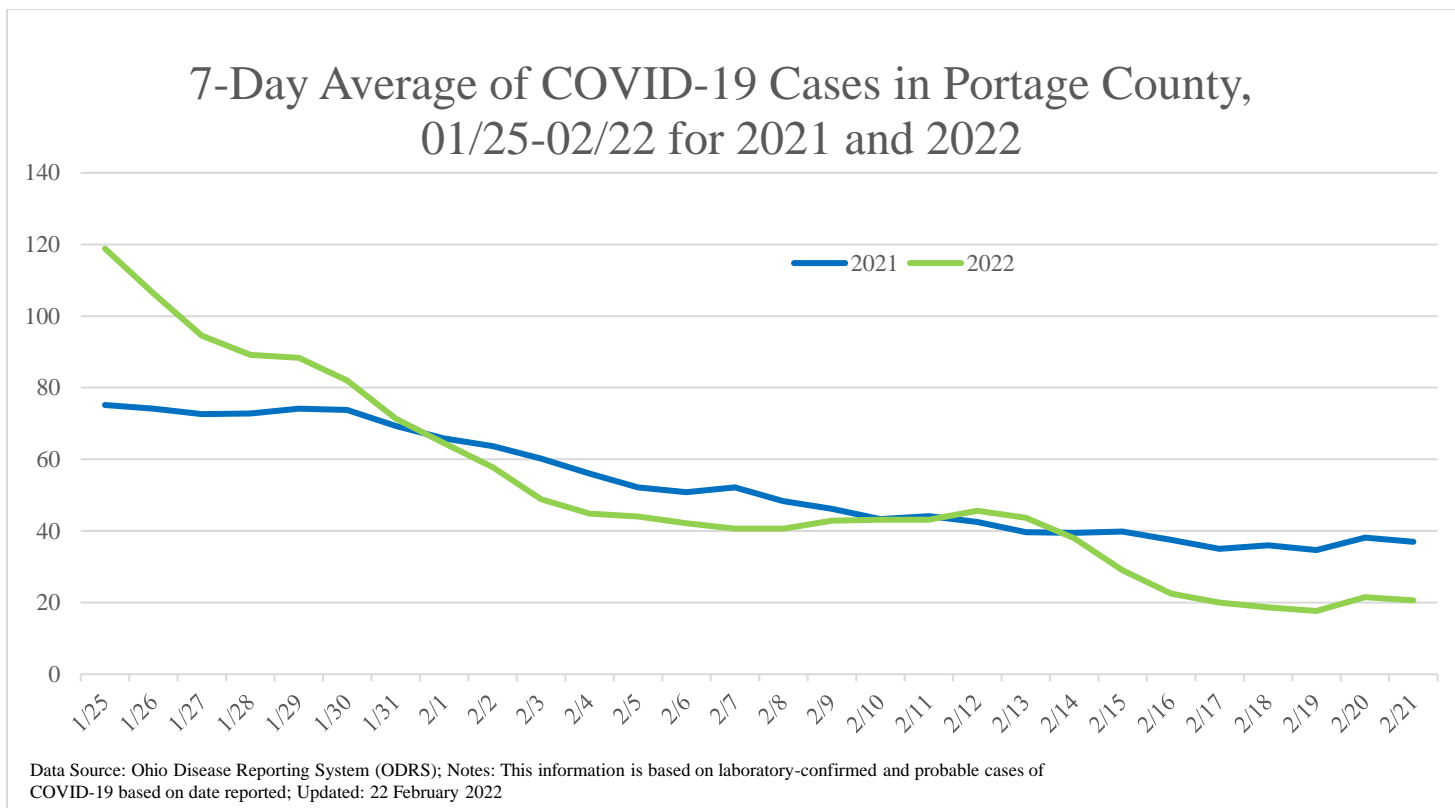
⁷ The most recent two weeks of the data curve are preliminary and can potentially change as more data is collected (i.e., a college student's address will be reported with their home jurisdiction and not the jurisdiction where they reside most of the time, etc.).

For COVID-19 case reporting, Portage County Public Health (PCHD) reports case count data by the date each case is reported. This provides PCHD and community partners a real-time picture of case reporting and public health response, such as case interviews, contract tracing, outbreak investigation, and mitigation efforts. Portage County reports confirmed and probable cases. On an occasion, Portage County will report data based on when symptoms were first experienced (onset date). When this method is applied, the figure will clarify the source and type of data used. Limitations about this snapshot report should be noted. The most recent two weeks of the data curve are preliminary and can potentially change as more data is collected (i.e., a college student’s address will be reported with their home jurisdiction and not the jurisdiction where they reside most of the time, etc.). Overall, numbers can change as time progresses (i.e., deaths can take up to 6 months, hospitalization can take 6 weeks, etc.). Data was a snapshot as of **February 22, 2022**.

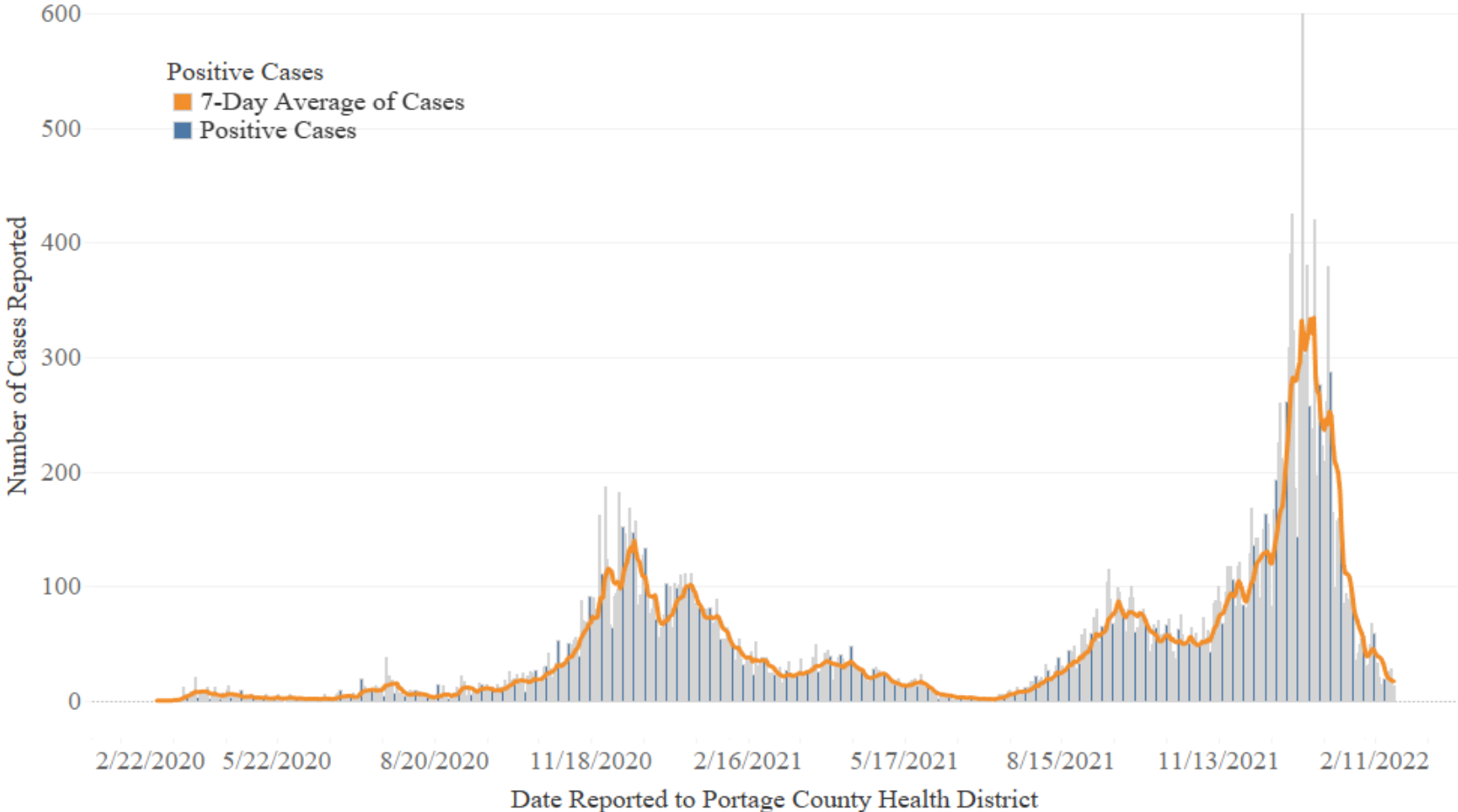
Portage County Surveillance Data:

COVID-19 Case Data

Data based on the reporting date indicates that there has been a decrease in the 7-day average of COVID-19 cases reported in the past week. On February 21, 2022, Portage County had a **7-day average of 18 cases per day** (Kent City Jurisdiction is 5 cases per day).



COVID-19 Positive Cases Reported to Portage County, 3/13/2020 to Current

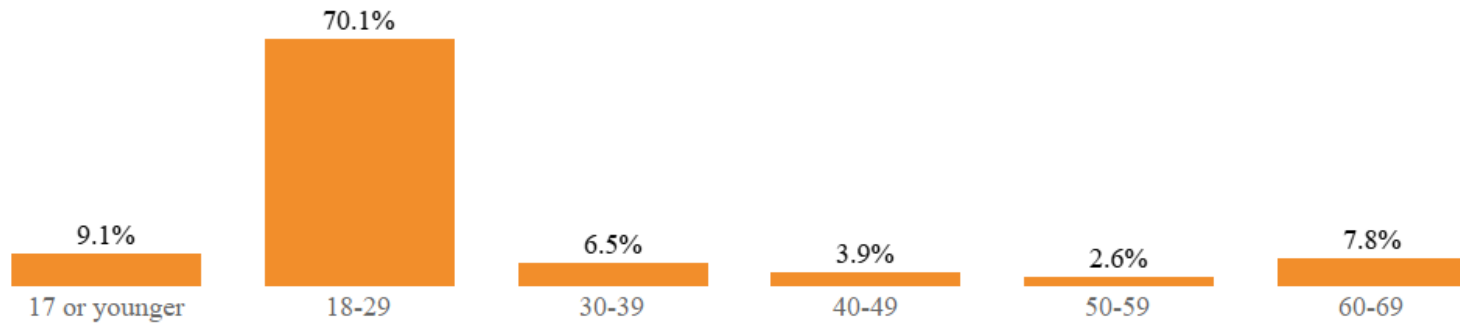


Note: The most recent two weeks of the data curve are preliminary and can potentially change as more data is collected (i.e., a college student's address will be reported with their home jurisdiction and not the jurisdiction where they reside most of the time, etc.).
Date source: Ohio Disease Reporting System (ODRS). This information is based on laboratory-confirmed and probable cases of COVID-19 based on date reported for both Portage County Health District and Kent City Health District; Updated: 22 February 2022

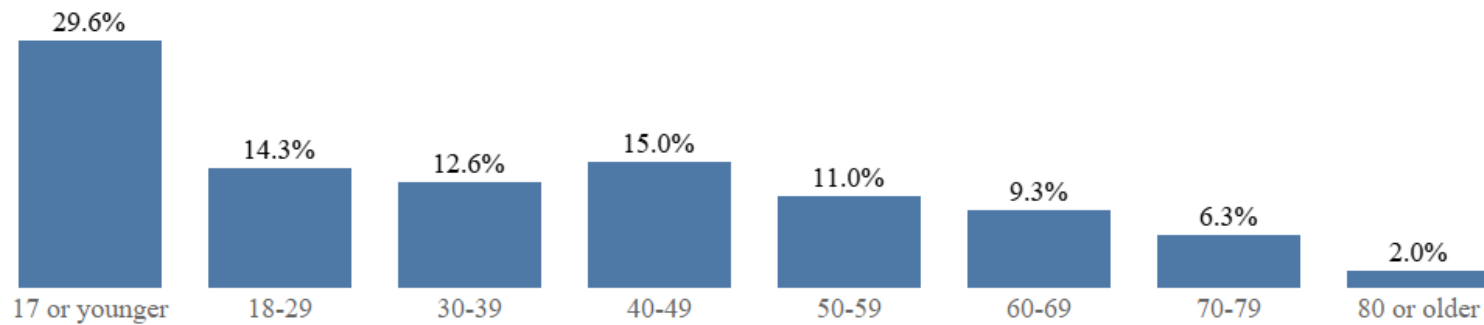
For Kent City Jurisdiction in the past 2 weeks, there have been no cases of someone in the **80 or older** age range reported to their local health district as of February 22, 2022. The top graph represents cases only under the Kent City Jurisdiction. While the bottom graph represents cases under the Portage County Jurisdiction excluding Kent City.

COVID-19 Positive Cases Reported for a Two Week Period by Age Group for Kent City and Portage County

Kent City Jurisdiction

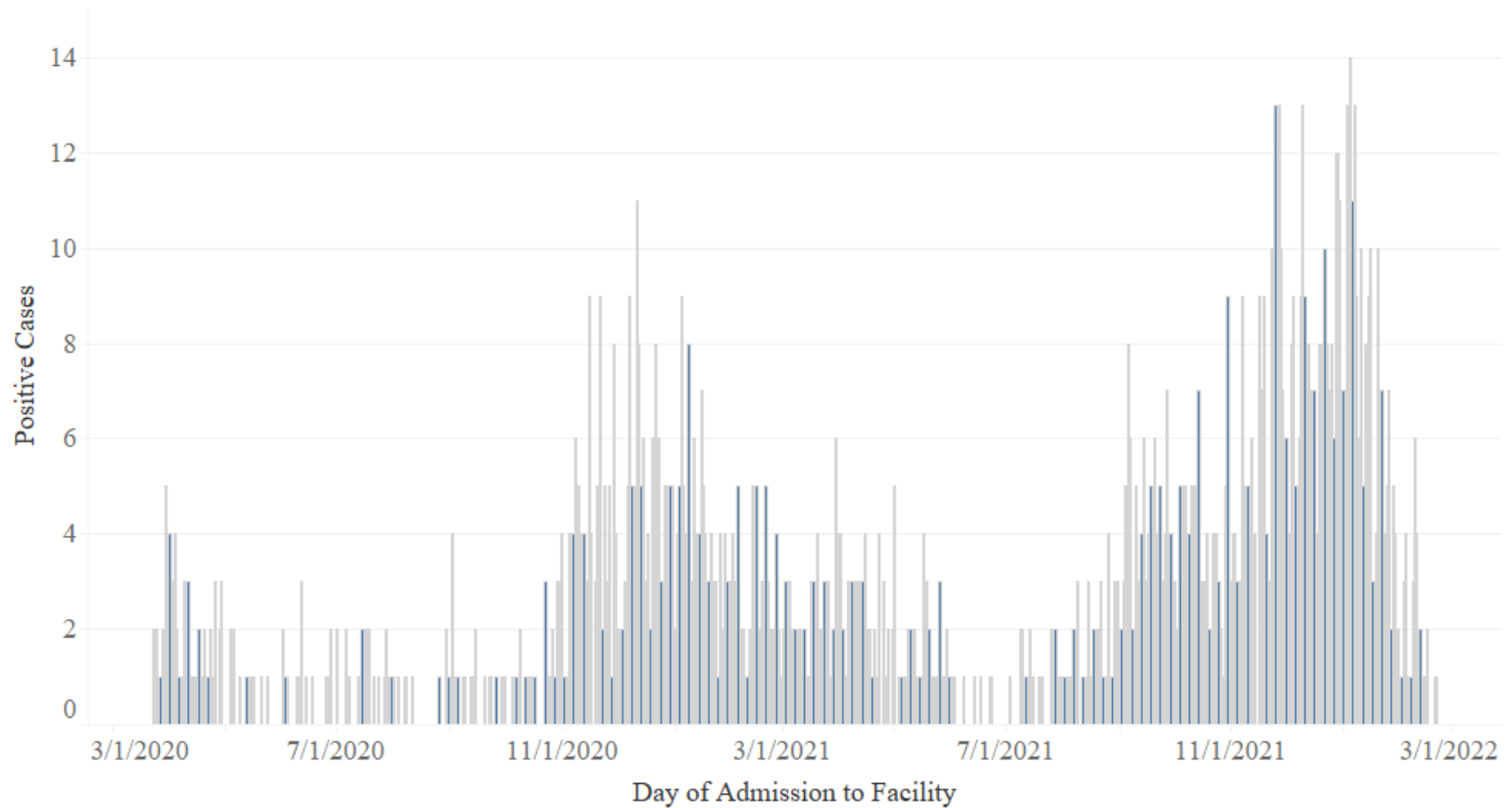


Portage County Jurisdiction (Excluding Kent City Jurisdiction)



Date source: Ohio Disease Reporting System (ODRS). This information is based on laboratory-confirmed and probable cases of COVID-19 based on date reported based on date reported for one incubation period (one incubation period is 14 days); Updated: 22 February 2022

Portage County Positive COVID-19 Cases Admitted to the Hospital, 3/13/2020 to Current



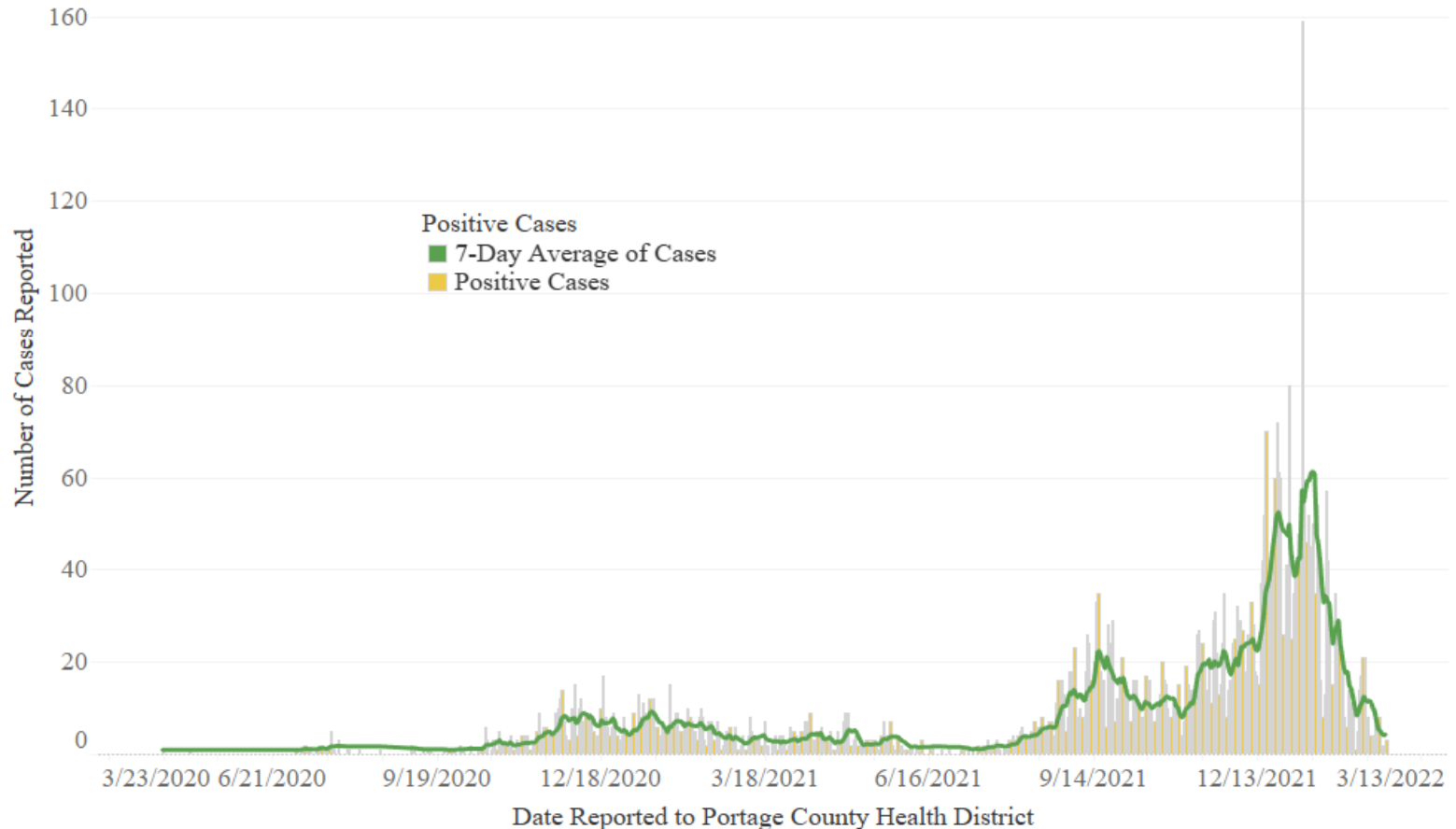
Note: The most recent two weeks of the data curve are preliminary, and hospital admission data can take up to six weeks to be reported. This data can potentially change as more data is collected (i.e., a college student's address will be reported with their home jurisdiction and not the jurisdiction where they reside most of the time, etc.).

Date source: Ohio Disease Reporting System (ODRS). This information is based on laboratory-confirmed and probable cases of COVID-19 based on the date reported for both Portage County Health District and Kent City Health District; Updated: 22 February 2022

COVID-19 Case Data for 17 and Younger

On February 21, 2022, for Portage County, the 7-day average for children 17 years of age or younger was **4 cases per day**. On January 6, 2022, a record number (159 cases) of children 17 years of age or younger was reported to Portage County Health District for COVID-19.

COVID-19 Positive Cases Age 17 and Younger Reported to Portage County, 3/13/2020 to Current

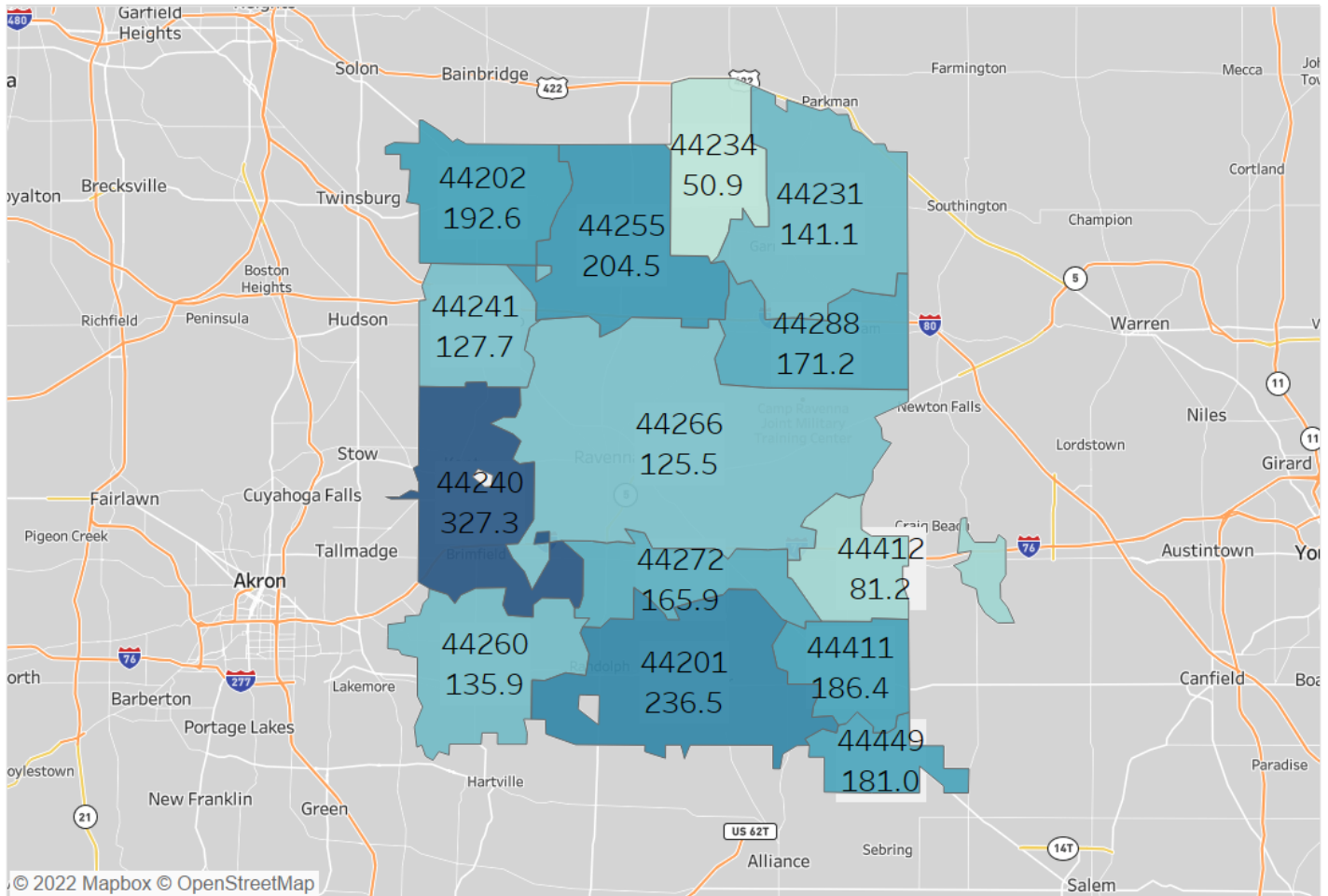


Note: The most recent two weeks of the data curve are preliminary and can potentially change as more data is collected (i.e., a college student's address will be reported with their home jurisdiction and not the jurisdiction where they reside most of the time, etc.). Date source: Ohio Disease Reporting System (ODRS). This information is based on laboratory-confirmed and probable cases of COVID-19 based on date reported for both Portage County Health District and Kent City Health District; Updated: 22 February 2022

Incidence rate of COVID-19

According to the Ohio Department of Health Coronavirus Dashboard,⁸ the State of Ohio is experiencing a state average of **255.8 cases per 100,000** residents over a 2-week period and Portage County is lower at **185.9 cases per 100,000** over a 2-week period. Below is a graphic that breaks out new cases per 100,000 for a 2-week period by Zip Code based on data reported to Portage County Health District.

New Cases per 100k for a 2-Week Period, by Zip Code



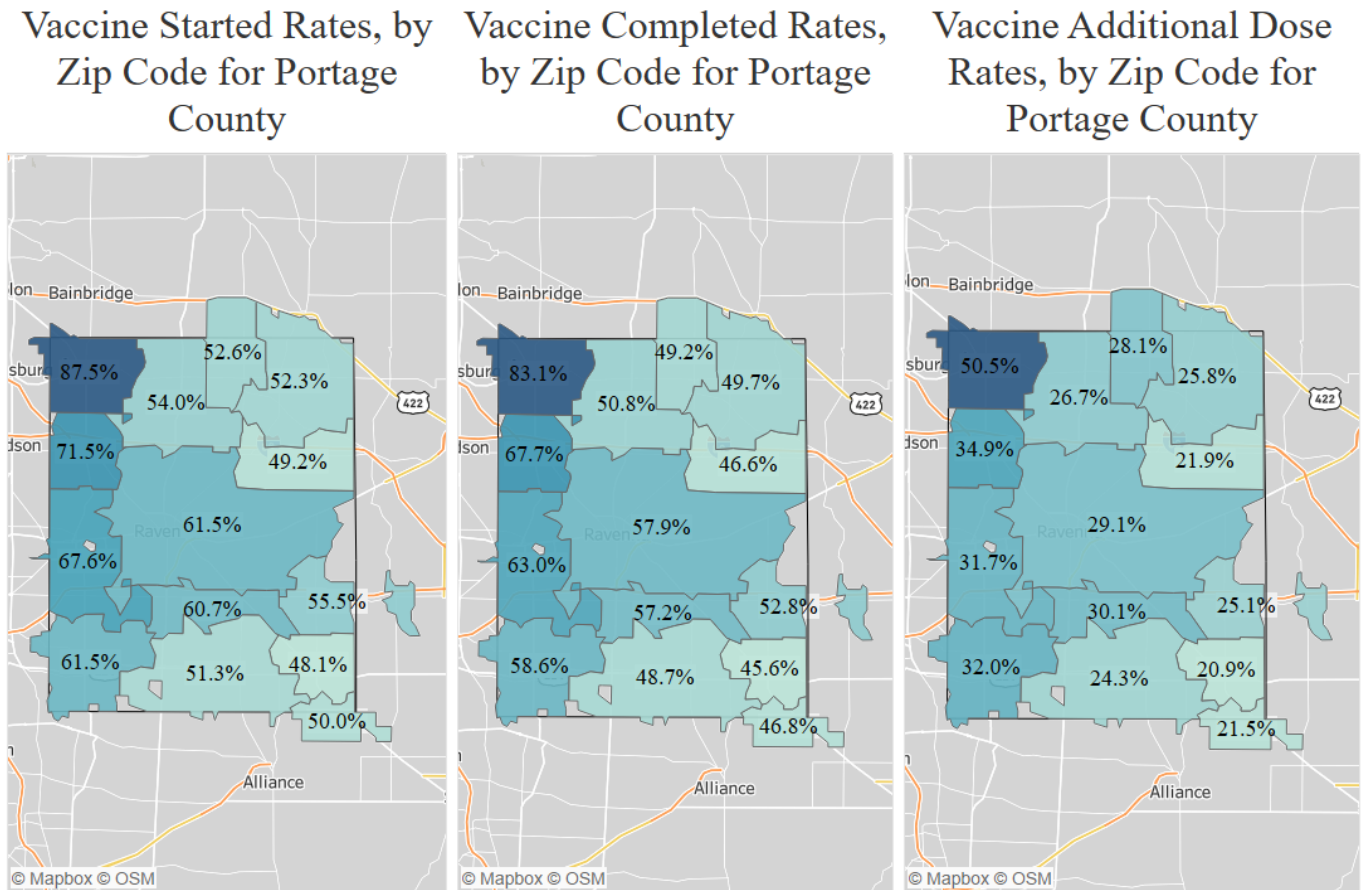
Data Source: Ohio Disease Reporting System (ODRS); Notes: This information is based on laboratory-confirmed and probable cases of COVID-19 based on date reported for one incubation period (one incubation period is 14 days); 2 week period: Updated: 22 February 2022

⁸ Incidence for the state of Ohio: <https://coronavirus.ohio.gov/wps/portal/gov/covid-19/home>

COVID-19 Vaccine Data

Currently, **62%** of Portage County eligible residents⁹ (**58.9%** of all of Portage County¹⁰) have received at least one vaccine dose COVID-19. Vaccines are reported, by providers, through ImpactSiiS, the state immunization database. There are a few vaccine providers that do not report through ImpactSiiS (e.g. federal agencies). Therefore, caution should be taken when reviewing people that have been vaccinated. In addition, the Zip Code 44243 vaccine rate is 4% and is not displayed on the graphic below. Numbers for this Zip Code can be skewed because it is a university/college town where a large percentage of the population traditionally has a second primary address in a different county or state.

Vaccine Rates, by Zip Code for Portage County

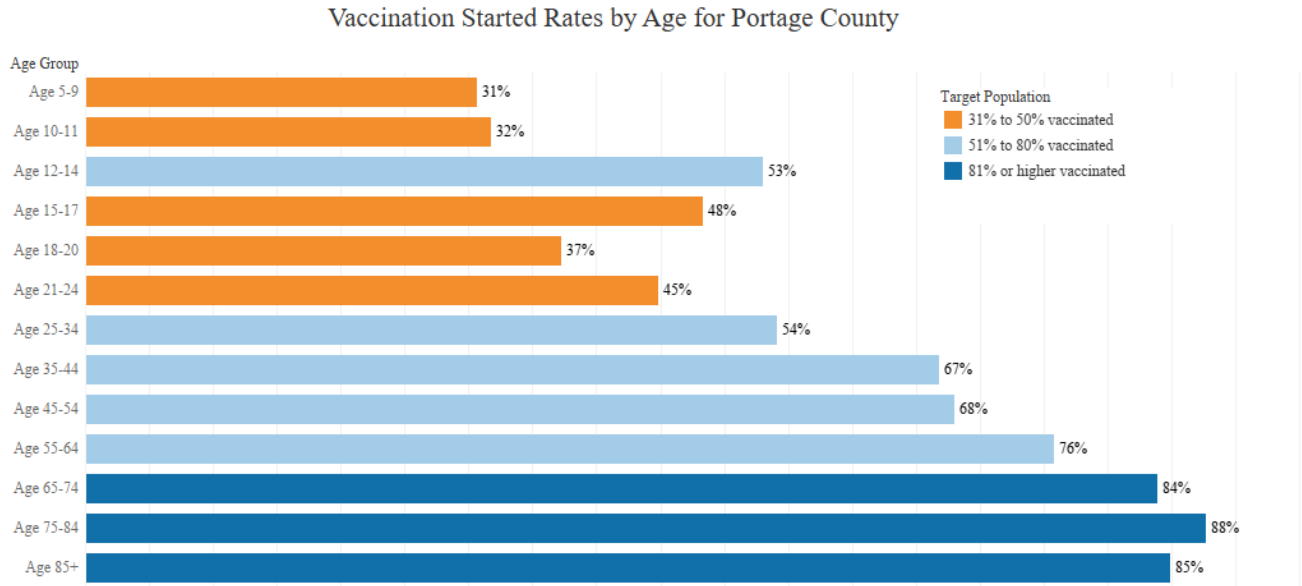


Data Source: ImpactSiiS with contributions from the Ohio Hospital Association. Color shows percent vaccinated since vaccinations began in December 2020 = number of people vaccinated divided by the estimated population count. Update: 22 February 2022

⁹ Currently, age 5 and older are eligible for vaccination. This percentage does not include those 4 or younger who are currently unable to be vaccinated for COVID-19.

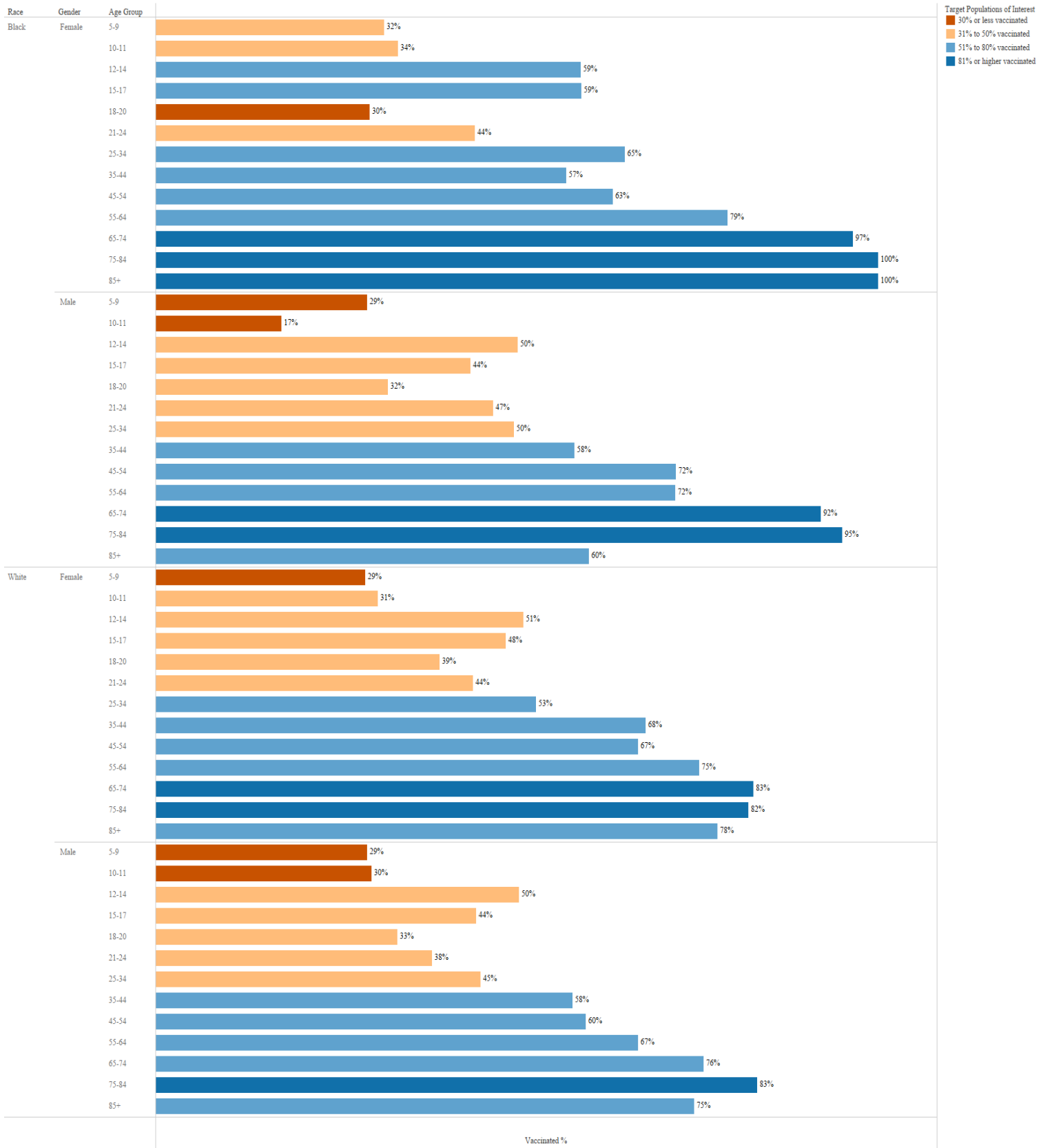
¹⁰ Vaccine Status for Portage County: <https://coronavirus.ohio.gov/wps/portal/gov/covid-19/dashboards/covid-19-vaccine/covid-19-vaccination-dashboard>

Vaccine rates include ages 5 and older and this change has increased the population that is eligible for the vaccine. When comparing the previous reporting period to the current report, the target population vaccination rates have started to slow down.



Data Source: ImpactSiiS with assistance from Ohio Hospital Association. Color shows percent vaccination started = number of people vaccinated divided by the estimated population count. Updated: 22 February 2022

Vaccination Started Rates by Race, Gender and Age for Portage County



Data Source: ImpactSisS with assistance from Ohio Hospital Association. Color shows percent vaccination started = number of people vaccinated divided by the estimated population count. Updated: 22 February 2022