



Portage County Investment Review

June 26, 2014



MEEDER
INVESTMENT MANAGEMENT



Portfolio Review

Portage County Portfolio Comparison



12/31/13


Duration Diversification

	PERCENTAGE	DOLLAR AMOUNT
0-1 year	30%	\$22,335,000
1-2 years	33%	\$24,975,000
2-3 years	30%	\$22,500,000
3-4 years	7%	\$5,000,000
4-5 years	0%	\$0
		\$74,810,000

Portfolio Statistics

Securities Portfolio Size	\$74,810,000
Weighted Average Maturity	1.75 years
Weighted Average Yield	0.64%
Average Annual Interest Income	\$478,784

Portfolio Allocation



6/20/14


Duration Diversification

	PERCENTAGE	DOLLAR AMOUNT
0-1 year	28%	\$24,835,000
1-2 years	20%	\$17,975,000
2-3 years	23%	\$20,650,000
3-4 years	13%	\$11,000,000
4-5 years	16%	\$13,800,000
		\$88,260,000

Portfolio Statistics

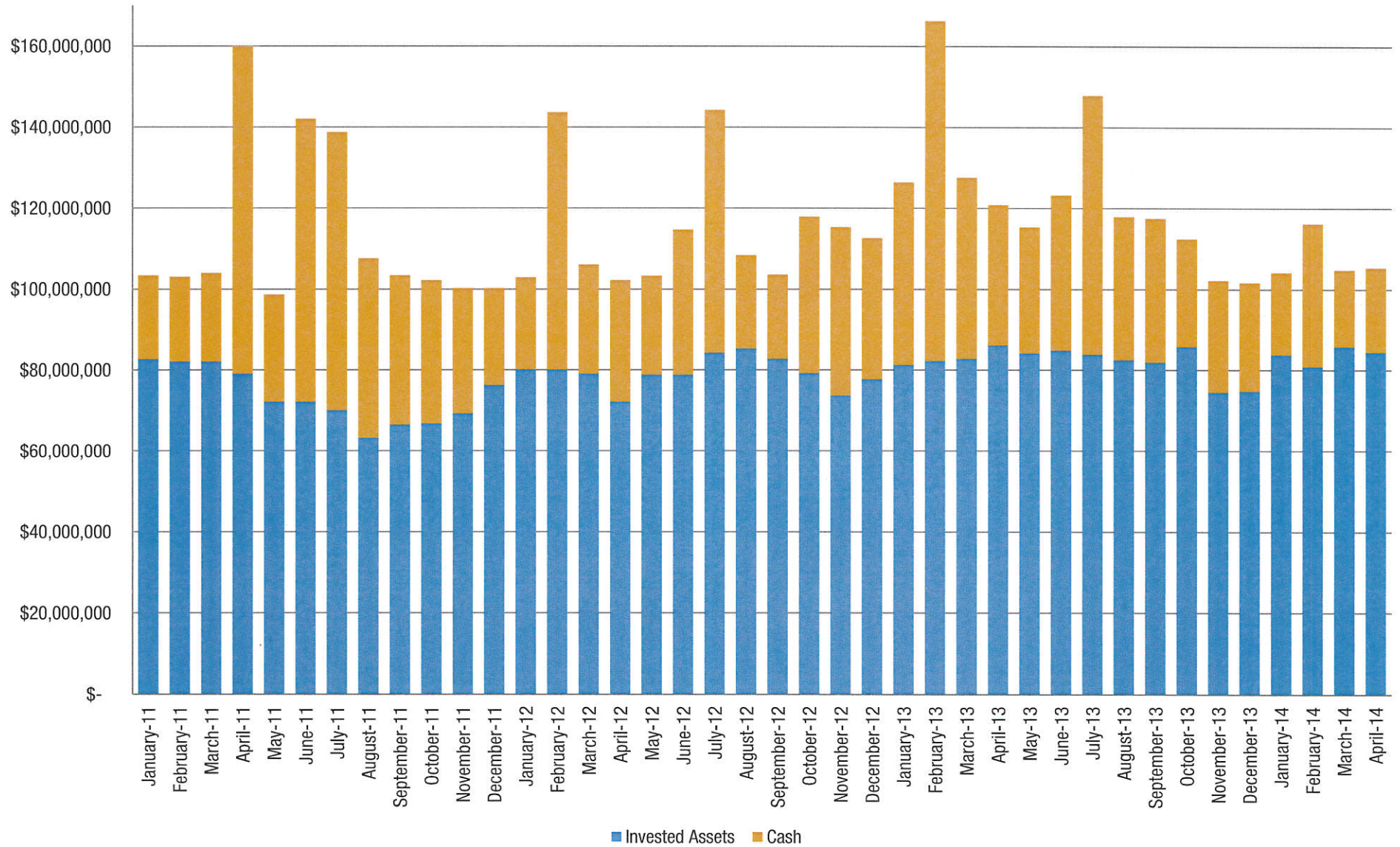
Securities Portfolio Size	\$88,260,000
Weighted Average Maturity	2.16 years
Weighted Average Yield	0.93%
Average Annual Interest Income	\$820,818

Portfolio Allocation



Yield and Interest Income information is annualized. All yield information is shown gross of any advisory or custody fees. Past performance is not a guarantee of future results.

Monthly Ending Balances



Portage County Target Portfolio



Duration Diversification

	PERCENTAGE	DOLLAR AMOUNT
1 year	14%	\$14,000,000
2 years	22%	\$20,000,000
3 years	22%	\$20,000,000
4 years	20%	\$18,000,000
5 years	20%	\$18,000,000
		\$90,000,000

Credit Diversification

Certificates of Deposit (all FDIC Insured or Collateralized)	up to 100%
Treasuries	up to 100%
Agencies	up to 100%
Commercial Paper	up to 25%
Municipals	up to 15%

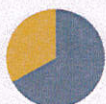
Portfolio Statistics

Weighted average maturity	2.80 years
Weighted average yield	1.12%
Average Annual Interest Income	\$1,005,000

Portfolio Allocation

● U.S. Agencies
● FDIC Insured

60%
 40%



Sector Allocation

0-1 year	CDs, Agencies, Treasuries, Commercial Paper, Municipal Obligations
1-2 years	CDs, Agencies, Treasuries, Municipal Obligations
2-3 years	CDs, Agencies, Treasuries, Municipal Obligations
3-4 years	CDs, Agencies, Treasuries
4-5 years	CDs, Agencies, Treasuries

This is a sample portfolio. All information is provided based on indicative market yields for options shown, subject to change at anytime and subject to availability at the time of purchase. Yield and Interest Income information is annualized. All yield information is shown gross of any advisory or custody fees. Past performance is not a guarantee of future results.

What does this mean for you?



	12/31/13	Current	Target
Portfolio Size	\$74,810,000	\$88,260,000	\$90,000,000
Weighted Average Maturity	1.75 years	2.16 years	2.80 years
Weighted Average Yield	0.64%	0.93%	1.12%
Annual Interest Income	\$478,784	\$820,818	\$1,005,000

Increase of over \$184,000 in annual interest income



**Productive Capital
Management**
A division of Meeder Investment Management

PORTAGE COUNTY
Consolidated Investment Portfolio
As of: 06/20/2014

PAR	TYPE	COUPON	MATURITY DATE	SETTLE DATE	ORIGINAL PRINCIPAL ²	PURCHASE YLD	NOTE/CALL FEATURE	DAYS TO MATURITY
94,868	STAR OHIO	0.030%	6/21/14	6/20/14	94,868.17	0.030%		1
1,887,231	MMK	0.006%	6/21/14	6/20/14	1,887,230.81	0.006%	First Amer. Govt. Oblig. Fd. (US BANK)	1
1,999,415	CHECKING	0.010%	6/21/14	6/20/14	1,999,415.24	0.010%	Huntington	1
24	SAVINGS	0.000%	6/21/14	6/20/14	23.94	0.000%	Key Bank	1
17,489,238	HIGH BAL	0.070%	6/21/14	6/20/14	17,489,238.13	0.070%	Chase Bank-savings	1

SECURITIES

PAR	TYPE	COUPON	MATURITY DATE	SETTLE DATE	ORIGINAL PRINCIPAL ²	PURCHASE YLD	NOTE/CALL FEATURE	SAFEKEEPING	CUSIP	DAYS TO MATURITY
800,000	MUNI	1.000%	06/25/14	06/25/13	804,776.00	0.401%	Upper Arlington GO	US Bank	915489VM7	5
1,000,000	FHLB	1.250%	06/27/14	08/18/10	1,000,490.00	1.237%		US Bank	313370LT3	7
2,000,000	FHLB	0.400%	06/27/14	06/27/12	2,000,000.00	0.400%		US Bank	313379VJ5	7
5,000,000	CDARS	0.350%	07/03/14	07/05/13	5,000,000.00	0.350%	Int. at Mat.	HNB		13
1,000,000	CDARS	0.350%	07/10/14	07/11/13	1,000,000.00	0.350%		Portage CB		20
2,000,000	CDARS	0.350%	07/10/14	07/11/13	2,000,000.00	0.350%		Portage CB		20
600,000	MUNI	1.050%	08/14/14	08/14/13	602,382.00	0.650%	Cuyahoga Falls OH GO BAN	US Bank	232291VW1	55
1,500,000	CDARS	0.250%	10/09/14	10/10/13	1,500,000.00	0.250%		HNB		111
625,000	MUNI	1.000%	11/07/14	11/08/13	628,412.50	0.450%	Sheffield Lake GO BANS	US Bank	821209LN1	140
1,000,000	FHLB	1.500%	11/28/14	08/16/10	1,006,769.00	1.337%		US Bank	313370KU1	161
310,000	MUNI	0.490%	12/01/14	04/03/13	310,000.00	0.490%	Dayton Metro Library GO	US Bank	239864AR2	164
1,000,000	CDARS	0.400%	12/26/14	12/26/13	1,000,000.00	0.400%		TriState		189
3,000,000	CDARS	0.450%	03/26/15	09/26/13	3,000,000.00	0.450%	9-25-14	TriState		279
2,000,000	CDARS	0.450%	04/30/15	10/31/13	2,000,000.00	0.450%	10-30-14	TriState		314
2,000,000	CDARS	0.450%	05/07/15	11/07/13	2,000,000.00	0.450%		TriState		321
1,000,000	FHLB	1.700%	05/29/15	08/13/10	1,007,790.00	1.531%		US Bank	313370JE9	343
1,000,000	FFCB	0.350%	07/30/15	03/20/13	1,000,000.00	0.350%		US Bank	3133ECHV9	405
1,000,000	FHLB	1.630%	08/20/15	08/30/10	998,980.00	1.651%		US Bank	313370NE4	426
1,000,000	FFCB	0.400%	09/15/15	01/31/13	999,240.00	0.429%		US Bank	3133ECBB9	452
1,000,000	CDARS	0.550%	10/15/15	10/17/13	1,000,000.00	0.550%		Portage CB		482
2,000,000	FFCB	0.400%	10/21/15	10/21/13	1,998,200.00	0.445%	10/21/14 continuous	US Bank	3133ED5B4	488
2,500,000	FHLB	0.400%	10/28/15	10/28/13	2,500,000.00	0.400%	/continuous/	US Bank	3130A0B25	495
2,000,000	FFCB	0.430%	11/16/15	02/06/13	2,000,000.00	0.430%		US Bank	3133ECBJ2	514
2,000,000	FHLB	0.500%	11/20/15	06/12/13	1,999,900.00	0.502%		US Bank	313380L96	518
475,000	MUNI	0.610%	12/01/15	04/03/13	475,000.00	0.610%	Dayton Metro Library GO	US Bank	239864AS0	529
1,000,000	FFCB	1.810%	12/08/15	12/08/10	1,001,710.00	1.774%		US Bank	31331J4P5	536
2,000,000	CDARS	0.550%	01/21/16	01/23/14	2,000,000.00	0.550%		Portage CB		580
2,000,000	FFCB	0.600%	06/14/16	06/14/13	1,995,280.00	0.680%		US Bank	3133ECS47	725
2,500,000	FFCB	1.030%	09/12/16	09/16/13	2,498,875.00	1.045%	9/12/14 continuous	US Bank	3133ECZA5	815
3,000,000	FHLB	0.700%	11/14/16	11/27/13	3,000,000.00	0.700%	11/14/14 continuous	US Bank	3133ED7D8	878

¹Balances for Cash accounts are based on information provided by the client and may not reflect true balances as of the date of this report.

²Does not include accrued interest, if any, paid at time of purchase.


**Productive Capital
Management**

A division of Meeder Investment Management

PORTAGE COUNTY
 Consolidated Investment Portfolio
 As of: 06/20/2014

3,000,000	FFCB	0.640%	11/29/16	12/06/12	2,999,100.00	0.648%	/continuous/	US Bank	3133EC5B6	893
500,000	MUNI	0.950%	12/01/16	03/20/14	500,000.00	0.950%	City of Akron OH	US Bank	010033L22	895
2,000,000	FFCB	0.680%	12/09/16	12/09/13	1,996,400.00	0.741%	12/9/14 continuous	US Bank	3133EDBK7	903
3,000,000	FFCB	0.730%	12/27/16	12/27/13	2,996,700.00	0.767%	3/27/14 continuous	US Bank	3133EDCH3	921
1,000,000	FHLB	1.000%	03/27/17	03/27/14	1,000,000.00	1.000%	6/27/14 qrtly	US Bank	3130A1AW8	1,011
1,500,000	FHLB	1.150%	04/17/17	04/17/14	1,500,000.00	1.150%	7/17/14 qrtly	US Bank	3130A1GX0	1,032
1,150,000	FHLB	1.050%	04/28/17	04/28/14	1,150,000.00	1.050%	7/28/14 qrtly	US Bank	3130A1MQ8	1,043
2,000,000	FHLMC	1.125%	05/19/17	05/19/14	2,000,000.00	1.125%	8/19/14 qrtly	US Bank	3134G53L7	1,064
1,000,000	FHLB	1.000%	06/20/17	03/20/14	1,000,000.00	1.000%	/continuous/	US Bank	3130A1E46	1,096
3,000,000	FFCB	0.940%	11/13/17	11/13/12	2,999,100.00	0.946%	/continuous/	US Bank	3133EC2M5	1,242
1,000,000	MUNI	1.200%	12/01/17	03/20/14	1,000,000.00	1.200%	City of Akron OH	US Bank	010033L30	1,260
2,000,000	FFCB	1.270%	12/18/17	12/18/13	2,000,000.00	1.270%	12/18/14 continuous	US Bank	3133EDC26	1,277
2,000,000	FHLB	1.430%	01/29/18	01/29/14	1,998,500.00	1.449%	1/29/16 continuous	US Bank	3130A0NR7	1,319
1,000,000	FHLMC	1.170%	03/12/18	03/13/14	991,000.00	1.402%	6/12/14 qrtly	US Bank	3134G35Y2	1,361
1,000,000	FFCB	1.500%	04/09/18	04/09/14	1,000,000.00	1.500%	4/9/15 continuous	US Bank	3133EDJ60	1,389
1,000,000	FHLB	1.625%	04/17/18	04/17/14	1,000,000.00	1.625%	7/17/14 qrtly	US Bank	3130A1GC6	1,397
3,000,000	FHLB	1.700%	07/30/18	01/30/14	3,000,000.00	1.700%	7/30/14 qtrly	US Bank	3130A0PU8	1,501
1,000,000	FNMA	1.500%	08/28/18	05/27/14	999,800.00	1.505%	8/28/14 qrtly	US Bank	3135G0NY5	1,530
1,000,000	MUNI	1.650%	12/01/18	03/20/14	1,000,000.00	1.650%	City of Akron OH	US Bank	010033L48	1,625
2,000,000	FNMA	2.050%	01/30/19	01/30/14	2,000,000.00	2.050%	7/30/14 qtrly	US Bank	3136G1YV5	1,685
2,000,000	FHLB	2.000%	03/27/19	03/27/14	1,998,500.00	2.016%	6/27/14 qrtly	US Bank	3130A1C22	1,741
1,000,000	FHLMC	2.050%	04/17/19	04/30/14	1,000,000.00	2.050%	10/17/14 qrtly	US Bank	3134G4ZT8	1,762
2,000,000	FHLB	2.065%	05/22/19	05/22/14	2,000,000.00	2.065%	8/22/14 qrtly	US Bank	3130A1TL2	1,797
1,000,000	FHLB	1.950%	06/26/19	06/26/14	1,000,000.00	1.950%	9/26/14 qrtly	US Bank	3130A2C79	1,832
800,000	FHLMC	2.000%	07/09/19	07/09/14	800,000.00	2.000%	10/9/14 qrtly	US Bank	3134G5AF2	1,845

	PAR	ORIGINAL PRINCIPAL	WTD MATURITY	WTD YIELD
TOTALS				
CASH ACCOUNTS ¹	\$ 21,470,776	\$ 21,470,776.29	1	0.06%
SECURITIES	88,260,000	88,256,904.50	788	0.93%
TOTAL	\$ 109,730,776	\$109,727,680.79	634	0.76%

¹Balances for Cash accounts are based on information provided by the client and may not reflect true balances as of the date of this report.

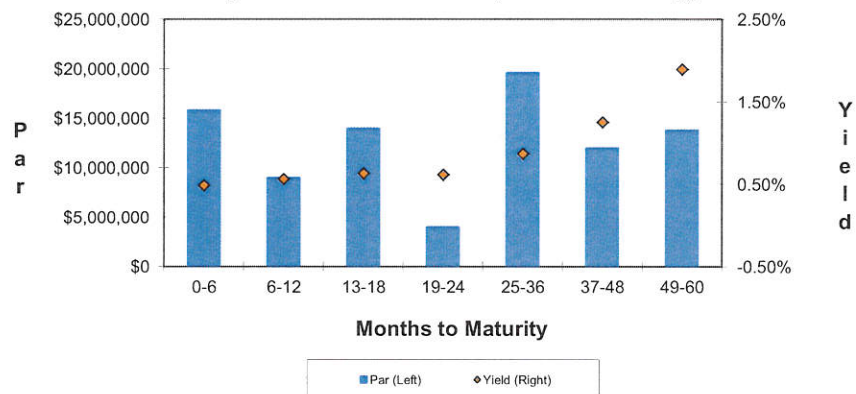
²Does not include accrued interest, if any, paid at time of purchase.



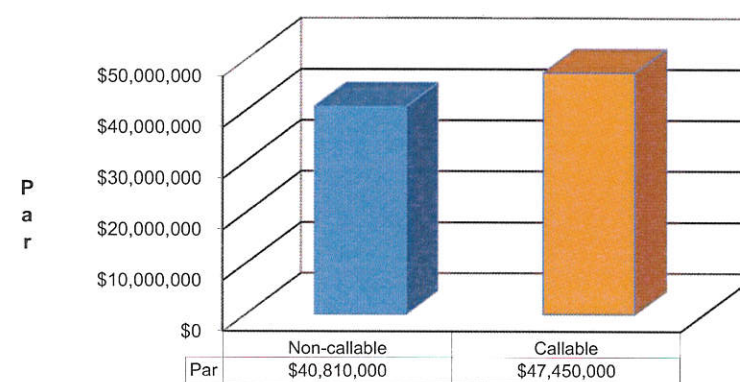
**Productive Capital
Management**
A division of Meeder Investment Management

PORTAGE COUNTY
Consolidated Investment Portfolio
As of: 06/20/2014

Maturity & Yield Distribution (Securities Only)



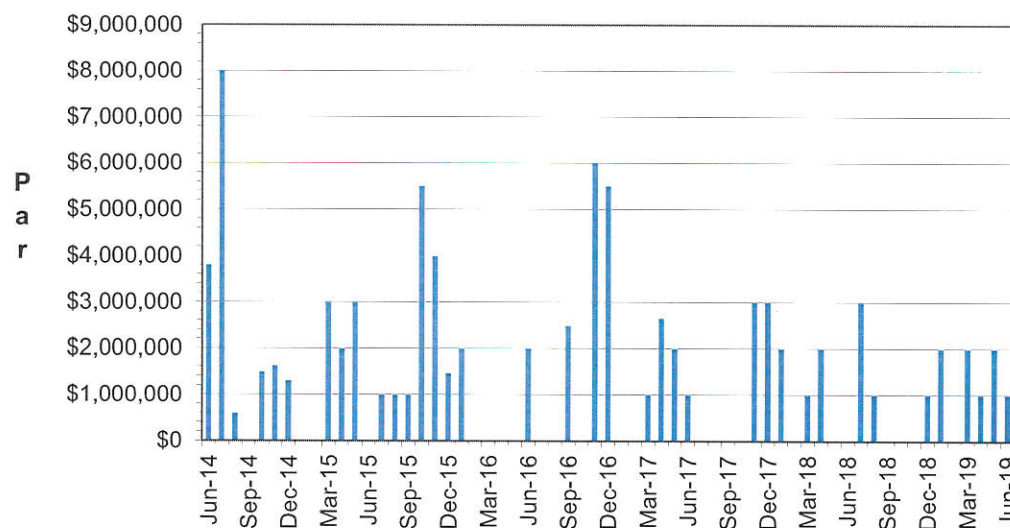
Securities Distribution



Diversification by Asset Class

	Par	%
Cash Equivalents	\$21,470,776	19.6%
Cash Equivalents	\$21,470,776	19.6%
US Treasury	\$0	0.0%
US Treasury	\$0	0.0%
Agencies	\$62,450,000	56.9%
FFCB	\$25,500,000	23.2%
FHLB	\$29,150,000	26.6%
FHLMC	\$4,800,000	4.4%
FNMA	\$3,000,000	2.7%
GNMA	\$0	0.0%
Certificates of Deposit	\$20,500,000	18.7%
CD	\$20,500,000	18.7%
Other	\$5,310,000	4.8%
BA	\$0	0.0%
CP	\$0	0.0%
Other	\$5,310,000	4.8%
Grand Total	\$109,730,776	100.0%

Maturities by Month (Securities Only)



¹Balances for Cash accounts are based on information provided by the client and may not reflect true balances as of the date of this report.

²Does not include accrued interest, if any, paid at time of purchase.